



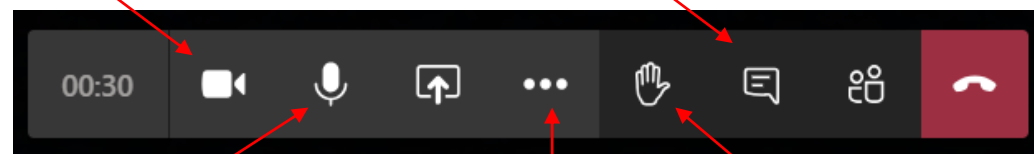
DAYTONA STATE COLLEGE

- Please **mute** your microphone when not speaking
- Utilize the **chat function** to share thoughts and pose questions during the session
- Utilize the **“Raise Hand”** feature to ask to be called on or to communicate that you are experiencing technical difficulties
- **Closed captioning** is available. Simply click on 3 dots and choose **“Turn on Live Captions”**
- This session is being recorded and will be available to all following the session

Turn video on/off

Show/hide chat

Leave session



Mute/unmute

Access closed captions

Raise hand

ASSESSMENT DAY

College of Health and Public Services
School of Emergency Services
September 23, 2021



Strengths

Challenges

Recommendations

Academic Assessment

	LEVEL	FOCUS	CONDUCTED BY	FREQUENCY
Academic Success Committee	Program	<ul style="list-style-type: none"> Quality of assessment practices 	Committee of peers	Years 1 & 2
Instructional Program Review	Program / Cluster	<ul style="list-style-type: none"> Enrollment, retention, completion Industry certifications and job placement Program budget and staffing Advisory committees Curriculum changes 	Committee of peers	Year 3
Assessment Day	Course/ Program	<ul style="list-style-type: none"> Enrollment by demographics Graduation and retention Average class size Course success rate Placement rate SLOs, PLOs and ILOs 	Program Chair and Faculty	Years 1, 2, 3

Programs

[105000 - Correctional Officer Recruit Training \(Limited Access Program\)](#)

[203900 - Criminal Justice Technology Bridge \(Limited Access Program\)](#)

[220800 - Emergency Medical Services \(Limited Access Program\)](#)

[096000 - Emergency Medical Technician \(Limited Access Program\)](#)

[105600 - Fire Fighter \(Limited Access Program\)](#)

[105100 - Florida Law Enforcement Academy \(Limited Access Program\)](#)

[095700 - Paramedic \(Limited Access Program\)](#)

School of Emergency Services

Last Assessment Day Action Items

Last Assessment Day (02-04-2021)

- Work with Records re: autograd process;
- Look into Perkins funds for EMT state exam and other areas;
- Re-establish EMT leader position for program;
- Increase state licensure exam success (SOCE) first time pass rate for Criminal Justice;
- Mental health awareness for students over all programs (contact John Brady);
- Increase diversity within the student population;

For IR: Check number of graduates for 19-20, and headcount numbers for 18-19, time to degree- add certificates, Criminal Justice course CJK 0051

Correctional Officer Recruit Training – 105000 Program Learning Outcomes

Graduates of the program will be able to:

PO1: Exhibit effective communication within the field of Corrections in the State of Florida.

PO2: Demonstrate professional behaviors consistent with the expectations for the field of Corrections in the State of Florida.

PO3: Demonstrate safe practices within the field of Corrections in the State of Florida.

Correctional Officer Recruit Training – 105000 Assessment Results 2020-2021

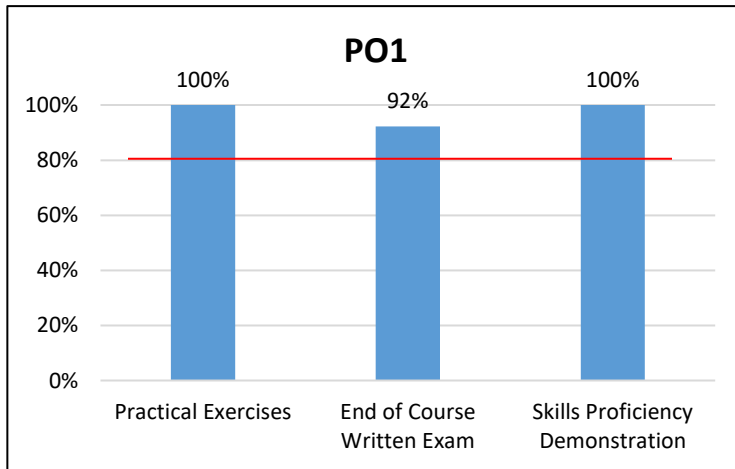
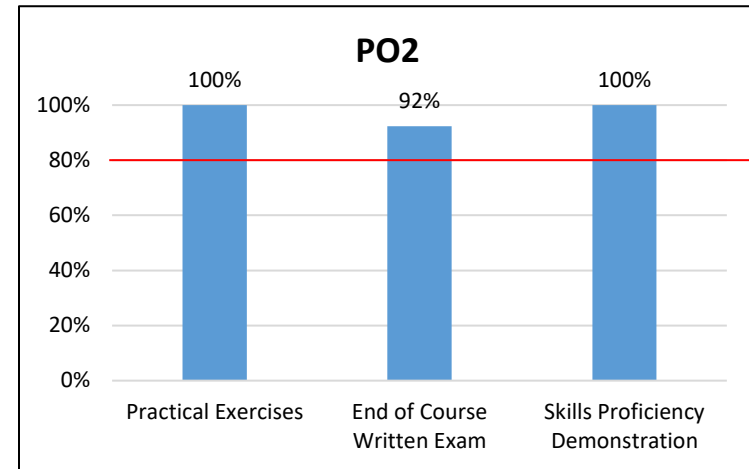
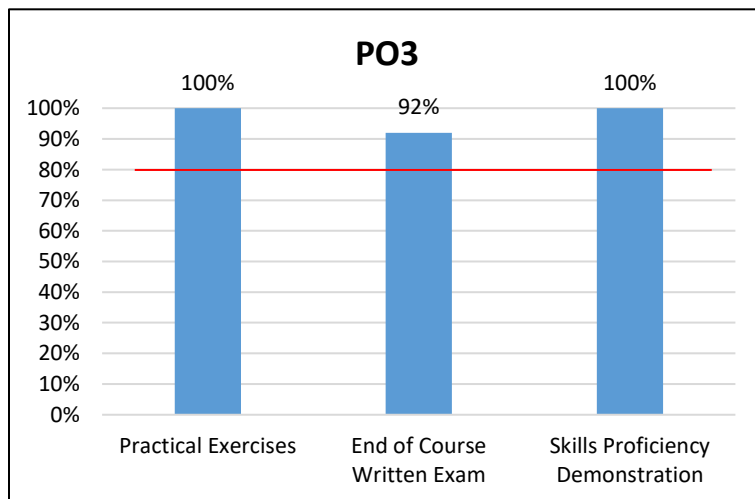


Exhibit effective communication within the field of Corrections in the State of Florida. *Target: 80% of the students will meet the 80% standard on the Communications end of course exam*



Demonstrate professional behaviors consistent with the expectations for the field of Corrections in the State of Florida. *Target: 80% of the students will achieve a minimum of 80% on state licensing exam, practical exercises, and written exams. Per the Florida Administrative Code, students must score at least 80% on end of course written exams. Per the Florida Administrative Code, students must score at least 80% on skills proficiency demonstration.*



Demonstrate safe practices within the field of Corrections in the State of Florida. *Target: 80% of the students will achieve a minimum of 80% on state licensing exam, practical exercises, and written exams. Per the Florida Administrative Code, students must score at least 80% on end of course written exams. Per the Florida Administrative Code, students must score at least 80% on skills proficiency demonstration*

Criminal Justice Technology Bridge – 203900

Program Learning Outcomes

Graduates of the program will be able to:

PO1: Exhibit effective communication within the field of Criminal Justice.

PO2: Exhibit professional behaviors within the field of Criminal Justice.

PO3: Exhibit cultural appropriate behavior within the field of Criminal Justice.

Criminal Justice Technology Bridge – 203900 Assessment Results 2020-2021

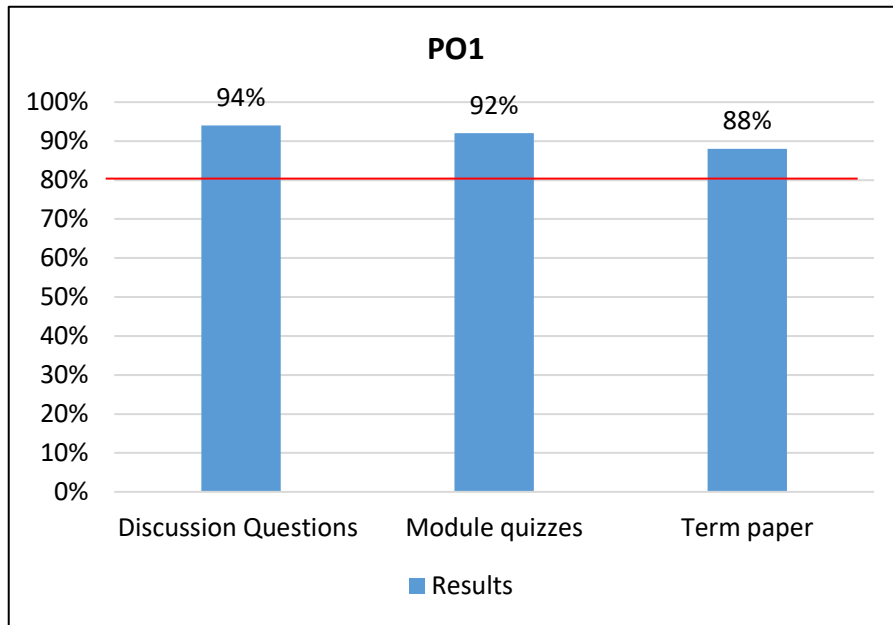


Exhibit effective communication within the field of Criminal Justice.
Target: 80% of students achieving 80% or higher in all assessment measures.

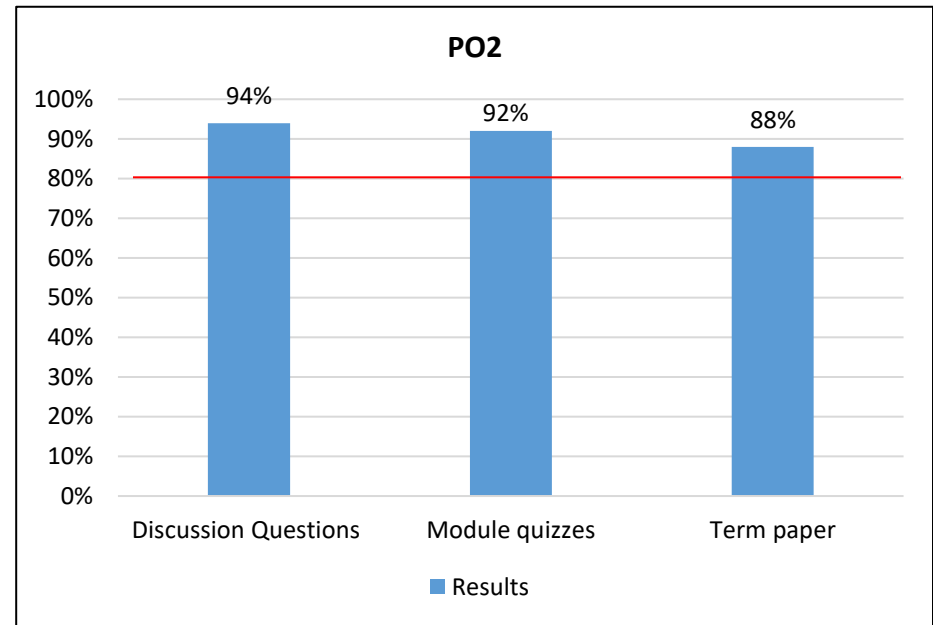


Exhibit professional behaviors within the field of Criminal Justice.
Target: 80% of students achieving 80% or higher in all assessment measures.

Criminal Justice Technology Bridge – 203900 Assessment Results 2020-2021

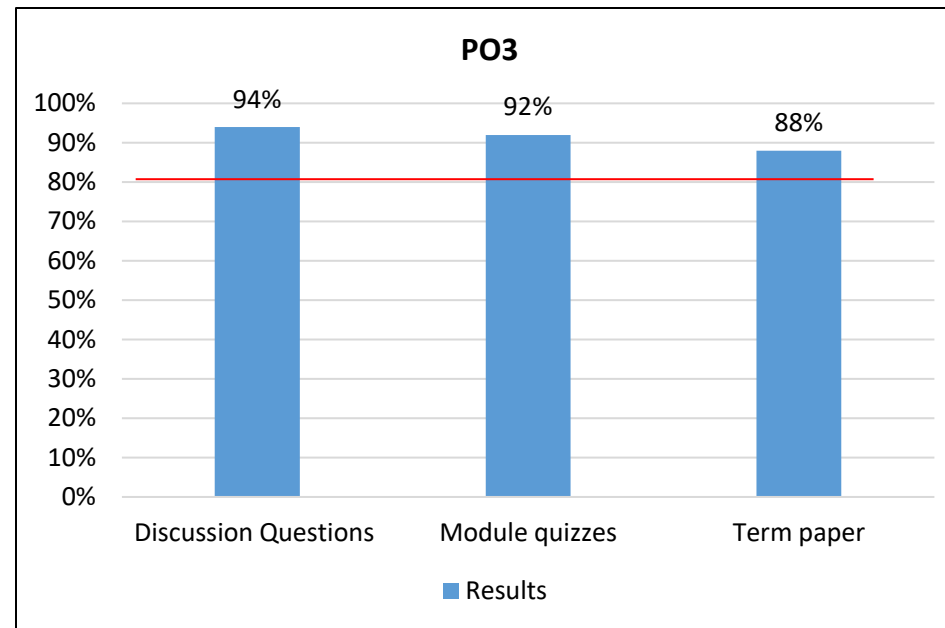


Exhibit cultural appropriate behavior within the field of Criminal Justice.
Target: 80% of students achieving 80% or higher in all assessment measures.

Emergency Medical Services – 220800, Paramedic – 095700, Emergency Medical Technician - 096000 Program Learning Outcomes

EMS AS Learning Outcomes

Graduates of the program will be able to:

PO1: Demonstrate effective communications within the paramedic profession

PO2: Demonstrate professional behaviors consistent with the expectations for an entry level paramedic

PO3: Demonstrate safe practices within the paramedic profession

EMT Learning Outcomes

Graduates of the program will be able to:

PO1: Demonstrate effective communications within the EMT profession

PO2: Demonstrate professional behaviors consistent with the expectations for an entry level EMT

PO3: Demonstrate safe practices within the EMT profession

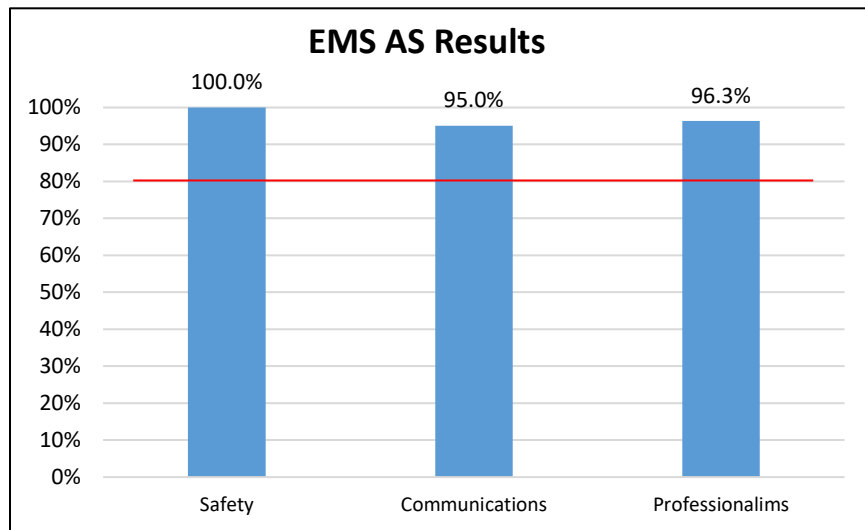
Paramedic Learning Outcomes

PO1: Demonstrate effective communications within the paramedic profession

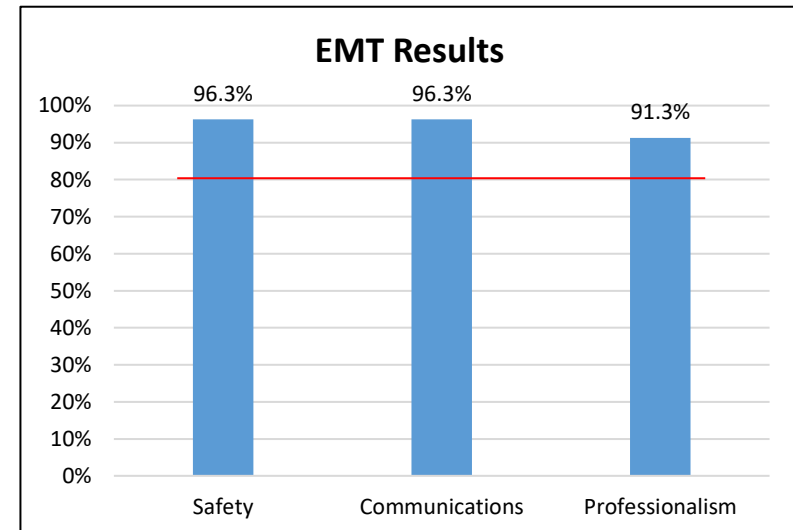
PO2: Demonstrate professional behaviors consistent with the expectations for an entry level paramedic

PO3: Demonstrate safe practices within the paramedic profession

Emergency Medical Services – 220800, Paramedic – 095700, Emergency Medical Technician - 096000 Assessment Results 2020-2021



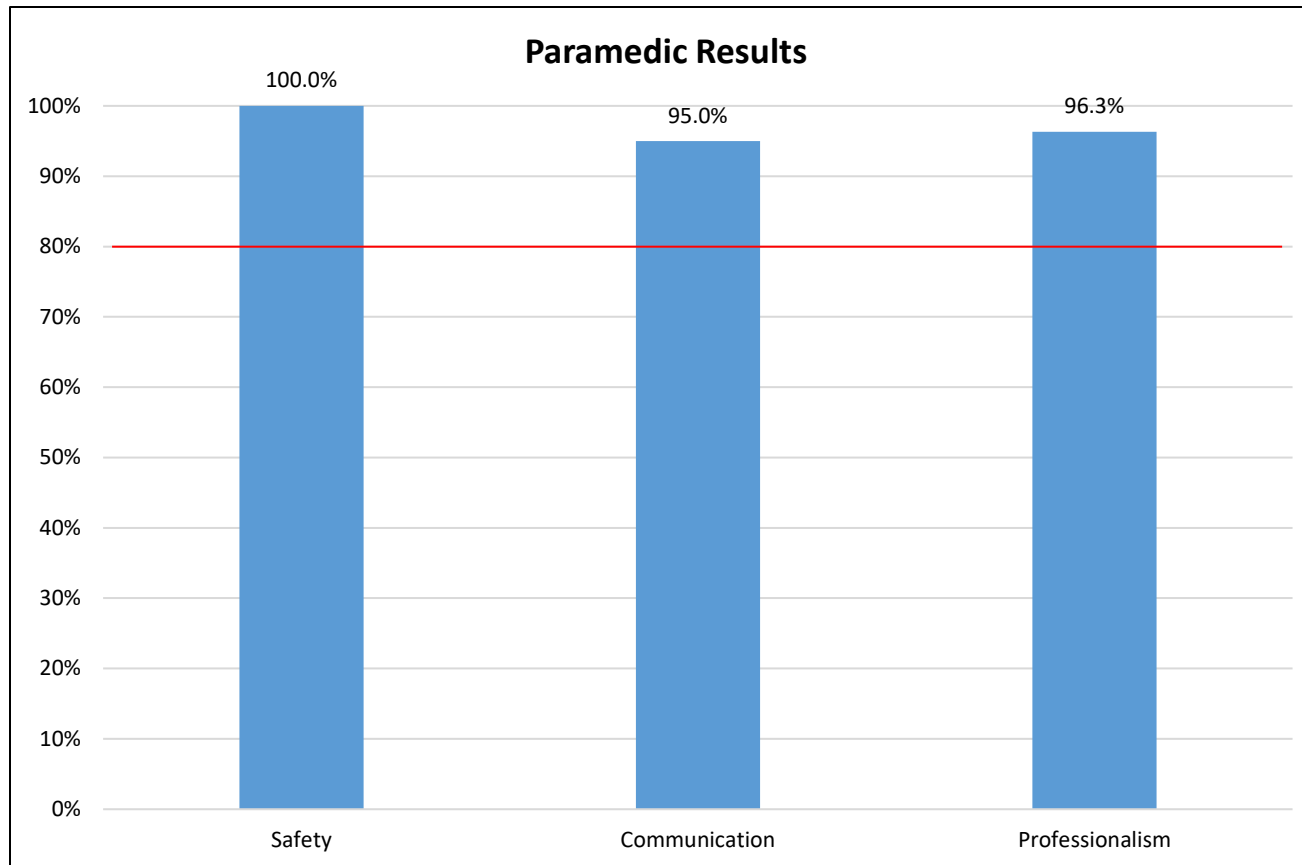
1. Demonstrate effective communications within the paramedic profession
 2. Demonstrate professional behaviors consistent with the expectations for an entry level paramedic
 3. Demonstrate safe practices within the paramedic profession
- Target: 80% Demonstrate knowledge of safety as it relates to the field of EMS. 80% Demonstrate knowledge of communications as it relates to the field of EMS. 80% Demonstrate knowledge of professionalism as it relates to the field of EMS*



1. Demonstrate effective communications within the EMT profession
 2. Demonstrate professional behaviors consistent with the expectations for an entry level EMT
 3. Demonstrate safe practices within the EMT profession
- Target: 80% Demonstrate knowledge of safety as it relates to the field of EMT. 80% Demonstrate knowledge of communications as it relates to the field of EMT. 80% Demonstrate knowledge of professionalism as it relates to the field of EMT*

Paramedic – 095700

Assessment Results 2020-2021



1. Demonstrate effective communications within the paramedic profession
 2. Demonstrate professional behaviors consistent with the expectations for an entry level paramedic
 3. Demonstrate safe practices within the paramedic profession
- Target: 80% Demonstrate knowledge of safety as it relates to the field of Paramedic*
80% Demonstrate knowledge of communications as it relates to the field of Paramedic
80% Demonstrate knowledge of professionalism as it relates to the field of Paramedic

Fire Fighter – 105600 Program Learning Outcomes

Graduates of the program will be able to:

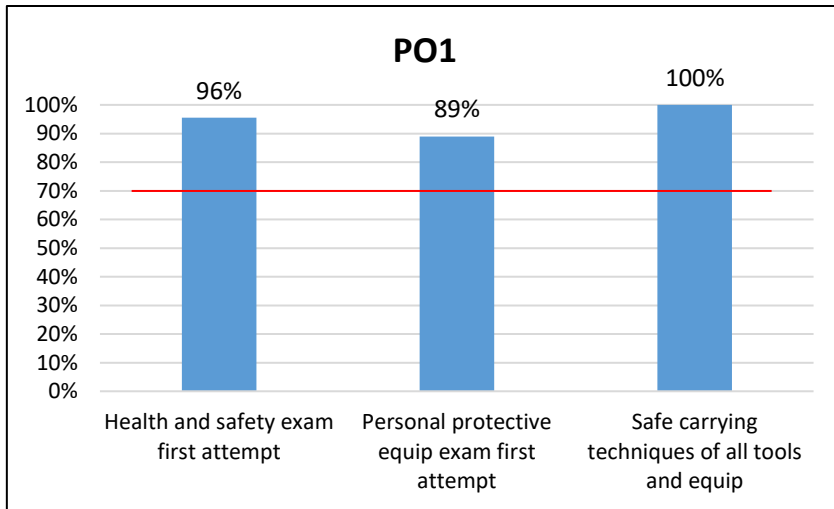
PO1: Demonstrate safety practices mandated by the Florida State Fire College.

PO2: Demonstrate accomplishment of communications competencies/skills as required by the Florida State Fire College.

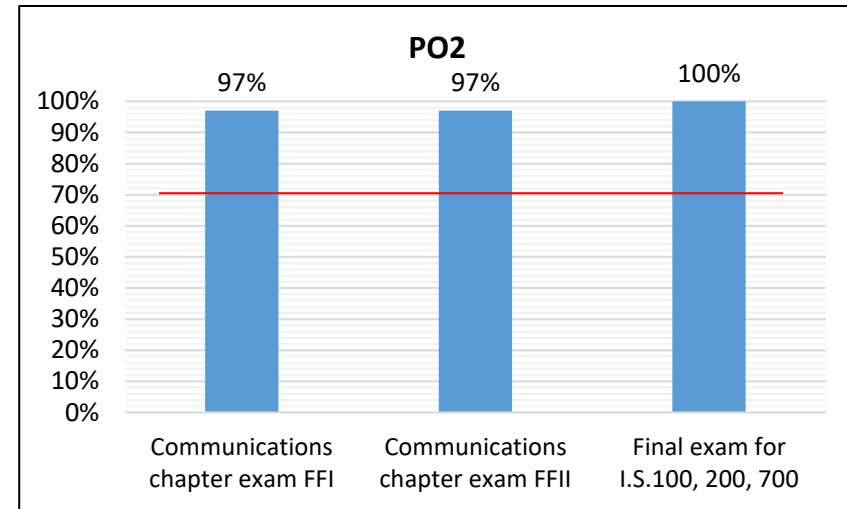
PO3: Demonstrate professionalism by displaying compliance with firefighter class handbook rules that are a reflection of fire & rescue industry standards.

Fire Fighter – 105600

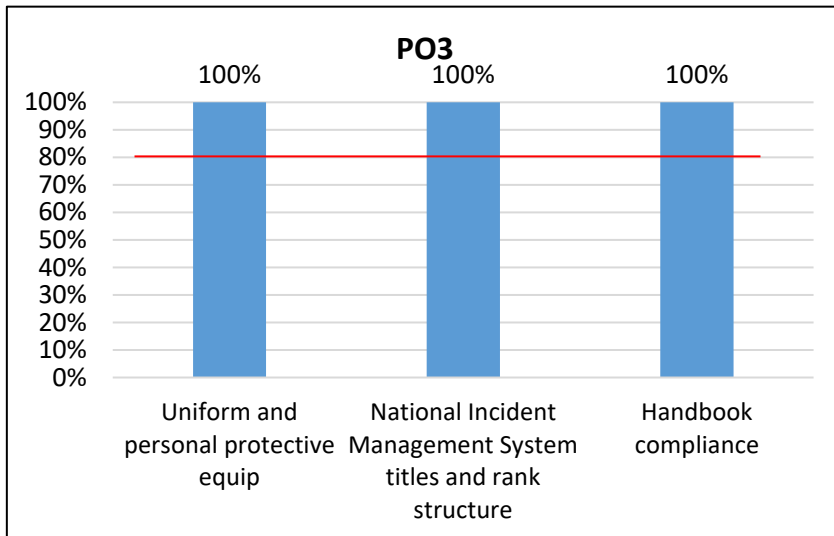
Assessment Results 2020-2021



PO1: Demonstrate safety practices mandated by the Florida State Fire College. 70 % of the students must pass the Health and Safety Chapter with a score of 70% or higher on first attempt. 70 % of the students must pass the Personal Protective Equipment Chapter with a score of 70% or higher on first attempt. 70 % of the students must demonstrate proper technique in carrying all tools and equipment on first attempt



PO2: Demonstrate accomplishment of communications competencies/skills as required by the Florida State Fire College. Target: 70 % of the students must pass the Communications Chapter in FF I with a score of 70% or higher on first attempt. 70 % of the students must pass the Communications Chapter in FF II with a score of 70% or higher on first attempt. 70 % must pass Incident Command Exercises IS100, IS200, IS700 on first attempt



PO3: Demonstrate professionalism by displaying compliance with firefighter class handbook rules that are a reflection of fire & rescue industry standards. Target: 80% of all students No more than 4 violations/orange forms in FFI / FFII – Uniform Inspections and personal protective equipment use. 80% of all students No more than 4 violations/orange forms in FFI/ FFII – Use of formal titles and rank as related to the incident command system; I.S. 100, 200, 700. 80% of all students No more than 4 violations/orange forms in FFI/ FFII – Handbook Compliance

Florida Law Enforcement Academy - 105100 Program Learning Outcomes

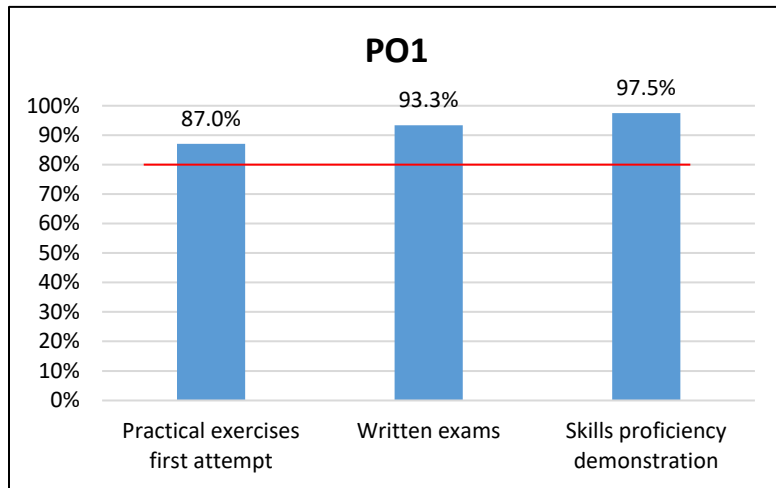
PO1: Exhibit effective communication within the Law Enforcement profession in the State of Florida.

PO2: Demonstrate professional behaviors consistent with the expectations for a Law Enforcement provider in the State of Florida.

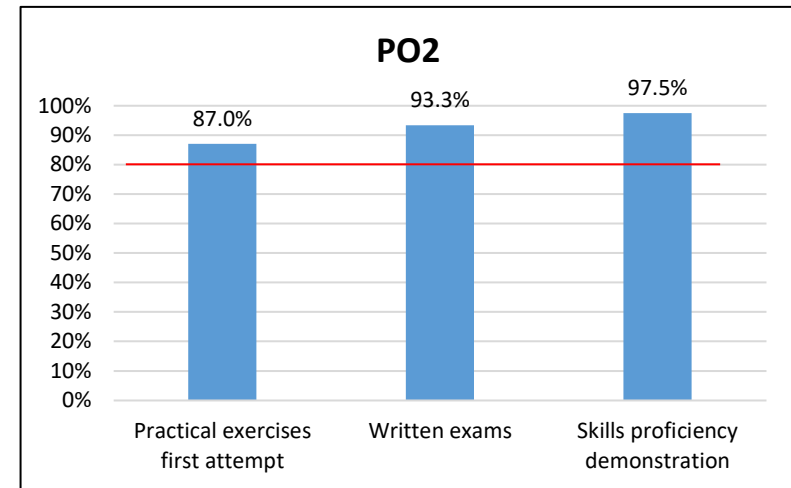
PO3: Demonstrate safe practices within the Law Enforcement profession in the State of Florida.

Florida Law Enforcement Academy - 105100

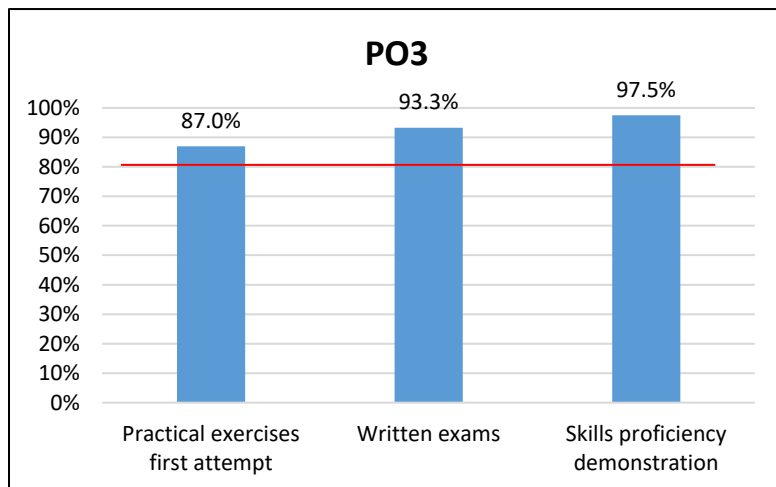
Assessment Results 2020-2021



PO1: Exhibit effective communication within the Law Enforcement profession in the State of Florida. *Target: 80% of the students will achieve 80% or higher*



PO2: Demonstrate professional behaviors consistent with the expectations for a Law Enforcement provider in the State of Florida. *Target: 80% of the students will achieve a minimum of 80% on exams, practical exercises, and skills demonstration. Per the Florida Administrative Code, students must score at least 80% on end of course written exams. Per the Florida Administrative Code, students must score at least 80% on skills proficiency demonstration*



PO3: Demonstrate safe practices within the Law Enforcement profession in the State of Florida. *Target: 80% of the students will achieve a minimum of 80% on exams, practical exercises, and skills demonstration. Per the Florida Administrative Code, students must score at least 80% on end of course written exams. Per the Florida Administrative Code, students must score at least 80% on skills proficiency demonstration*

Assessment Data 2019-2020 and 2020-2021: Programs and Institutional Learning Outcomes

Program	Critical/ Creative Thinking		Communication		Cultural Literacy		Information and Technical Literacy	
	2019/20	2020/21	2019/20	2020/21	2019/20	2020/21	2019/20	2020/21
Correctional Officer Recruit Training (Limited Access Program) - 105000	92%-95%	92.3%-100%	92%-95%	92.3%-100%	92%-95%	92.3%-100%	92%-95%	92.3%-100%
Criminal Justice Technology Bridge (Limited Access Program) - 203900	90%-94%	88%-94%	90%-94%	88%-94%	90%-94%	88%-94%	90%-94%	88%-94%
Emergency Medical Services (Limited Access Program) - 2208	95.8%-98%	94.6%-98.7%	95.8%-98%	94.6%-98.7%	95.8%-98%	94.6%-98.7%	95.8%-98%	94.6%-98.7%
Emergency Medical Technician (Limited Access Program) - 0960	95.8%-98%	94.6%-98.7%	95.8%-98%	94.6%-98.7%	95.8%-98%	94.6%-98.7%	95.8%-98%	94.6%-98.7%
Fire Fighter (Limited Access Program) - 1056	95.6%-100%	94.8%-100%	95.6%-100%	94.8%-100%	95.6%-100%	94.8%-100%	95.6%-100%	94.8%-100%
Florida Law Enforcement Academy (Limited Access Program) - 1051	86%-97.5%	87%-97.5%	86%-97.5%	87%-97.5%	86%-97.5%	87%-97.5%	86%-97.5%	87%-97.5%
Paramedic (Limited Access Program) - 0957	95.8%-98%	94.6%-98.7%	95.8%-98%	94.6%-98.7%	95.8%-98%	94.6%-98.7%	95.8%-98%	94.6%-98.7%

Headcount

Major	2017-2018	2018-2019	2019-2020	2020-2021
105100 - FL LAW ENFORCEMENT ACADEMY	240	237	241	161
220800 - EMERGENCY MEDICAL SERVICE	90	131	172	129
096000 - EMERGENCY MEDICAL TECHNICIAN	114	58	69	65
203900 - CRIMINAL JUSTICE BRIDGE	99	74	72	87
121700/105600 - FIRE FIGHTER	85	88	85	85
105000 - CORRECT OFFICER RECRUIT	42	30	21	33
095700 - PARAMEDIC	54	37	34	56
205600 - FIRE SCIENCE TECHNOLOGY*	11	4	0	

*Program in Teach-Out

Students are duplicated across program

Number of Graduates by Program

Major	2017-2018	2018-2019	2019-2020	2020-2021
105100- FLA LAW ENFORCEMENT ACAD	128	119	98	86
096000 - EMERGENCY MED TECHNICIAN	126	134	161	140
121700/105600 - FIRE FIGHTER	75	63	53	81
105000 - CORRECT OFFICER RECRUIT	24	15	0	11
095700 - PARAMEDIC	23	17	35	42
203900 - CRIMINAL JUSTICE BRIDGE	14	23	16	28
220800 - EMERGENCY MEDICAL SERVIC	10	14	14	29
205600 - FIRE SCIENCE TECHNOLOGY*	1	0	1	2

**Program in Teach-Out*

Number of Graduates by Race/Ethnicity

Program	Year	American Indian	Asian	Black	Hispanic	Two or More Races	Unknown	White
095700 – Paramedic Cert	20-21		1	3	2	4	1	31
	19-20			3	6	2		24
	18-19				3			14
096000 – EMT Cert	20-21		1	9	25	6	1	98
	19-20			9	30	7	2	113
	18-19		1	8	19	7		99
105000 – Correctional Officer Rec	19-20			1	2	1		7
	18-19			3	1			11
105100 – Law Enforcement Academy	20-21		3	4	13	3	1	62
	19-20		1	10	13	2	2	70
	18-19		2	10	13	4	1	89
121700/105600 – Fire Fighter	20-21		1	4	11	4		61
	19-20	1		3	13	2		36
	18-19			3	7		1	52
203900 – Criminal Justice Bridge A.S.	20-21			5	3			20
	19-20			1	1			14
	18-19			6	4	1		12
205600 – Fire Science Technology A.S.	20-21		1					1
	19-20							1
220800 – Emergency Medical Service A.S.	20-21			1	4	2		22
	19-20		1	1	2			10
	18-19				2			12

Time to Degree

Program	Average to Yrs to Degree (2019-2020 Graduates)	Average to Yrs to Degree (2020-2021 Graduates)
105100 - Law Enforcement Academy	0.4	0.7
121700/105600 - Fire Fighter	0.2	0.2
203900 - Criminal Justice Bridge A.S.	1.6	1
205600 - Fire Science Technology A.S.**	0*	1.5
220800 - Emergency Medical Serv. A.S.	0.6	1.2

* Many students in this area were enrolled in the same term they graduated (so time to degree is 0)

**Program in Teach-Out

Graduation Rates (1 of 2)

Major	First Fall Term in Major		Graduation			
	Fall Term	# Students	Graduated within 150% Time	Graduation Rate	Graduated within 200% Time	Graduation Rate
105000- Correctional Officer Recruit Training	FA15	26	25	96.2%	25	96.2%
	FA16	38	38	100%	38	100%
	FA17	14	13	92.9%	13	92.9%
	FA18	28	15	53.6%	15	53.6%
	FA19– 200% in progress	10	1	10%	1	10%
	FA20– In progress	20	2	10%	2	10%
105100- Law Enforcement Recruit Training	FA15	93	82	88.2%	84	90.3%
	FA16	152	120	78.9%	122	80.3%
	FA17	88	68	77.3%	69	78.4%
	FA18	81	59	72.8%	59	72.8%
	FA19– 200% in progress	86	57	66.3%	58	67.4%
	FA20– In progress	39	31	79.5%	31	79.5%
1217/105600- Fire Fighter	FA15	40	38	95%	38	95%
	FA16	56	28	50%	28	50%
	FA17	58	47	81%	47	81%
	FA18	51	43	84.3%	43	84.3%
	FA19– 200% in progress	50	38	76%	38	76%
	FA20– In progress	44	39	88.6%	39	88.6%

Fall terms include prior Summer term enrollment in major.

Graduation within 200% time includes graduates within 150% time.

Source: IR Program Assessment Data

Graduation Rates (2 of 2)

Major	First Fall Term in Major		Graduation			
	Fall Term	# Students	Graduated within 150% Time	Graduation Rate	Graduated within 200% Time	Graduation Rate
203900- Criminal Justice Technology Bridge	FA14	21	3	14.3%	6	28.6%
	FA15	42	14	33.3%	15	35.7%
	FA16	40	10	25%	11	27.5%
	FA17– 200% in progress	40	10	25%	12	30%
	FA18– in progress	31	8	25.8%	8	25.8%
205600- Fire Science Technology*	FA14	2	0	0%	0	0%
	FA15	8	2	25%	2	25%
	FA16	7	0	0%	0	0%
	FA17– 200% in progress	2	0	0%	0	0%
	FA18– in progress	3	0	0%	0	0%
220800- Emergency Medical Services	FA14	52	7	13.5%	8	15.4%
	FA15	68	15	22.1%	15	22.1%
	FA16	46	6	13%	6	13%
	FA17– 200% in progress	33	2	6.1%	3	9.1%
	FA18– in progress	64	10	15.6%	10	15.6%

**Program in Teach-Out*

Fall terms include prior Summer term enrollment in major.
Graduation within 200% time includes graduates within 150% time.

Source: IR Program Assessment Data

Graduation Rates by Race / Ethnicity (1 of 3)

Major	First Fall Term in Major			Graduation			
	Fall Term	Race/ Ethnicity	# Students	Graduated within 150% Time	Graduation Rate	Graduated within 200% Time	Graduation Rate
105000 – Correctional Officer	FA17	Hispanic	2	2	100%	2	100%
		Two or More Races	1	1	100%	1	100%
		White	11	10	90.9%	10	90.9%
	FA18	Black	5	3	60%	3	60%
		Hispanic	6	1	16.7%	1	16.7%
		Unknown	1	0	0%	0	0%
		White	16	11	68.8%	11	68.8%
	FA19– 200% in progress	Black	2	1	50%	1	50%
		Hispanic	2	0	0%	0	0%
		White	5	0	0%	0	0%
	FA20– In progress	Black	2	0	0%	0	0%
		Hispanic	3	0	0%	0	0%
		Two or More races	1	0	0%	0	0%
		White	14	2	14.3%	2	14.3%
	105100 – Law Enforcement Academy	FA17	Black	15	7	46.7%	7
Hispanic			13	12	92.3%	12	92.3%
Two or More Races			2	1	50%	1	50%
Unknown			2	2	100%	2	100%
White			56	46	82.1%	47	83.9%
FA18		Asian	2	2	100%	2	100%
		Black	10	3	30%	3	30%
		Hispanic	9	3	33.3%	3	33.3%
		Two or More Races	3	3	100%	3	100%
		White	57	48	84.2%	48	84.2%
FA19 –200% In progress		Black	11	6	54.5%	7	63.6%
		Hispanic	16	8	50%	8	50%
		Two or More Races	4	3	75%	3	75%
		Unknown	2	1	50%	1	50%
FA20– In progress		White	53	39	73.6%	39	73.6%
		Asian	2	2	50%	2	50%
		Black	4	1	25%	1	25%
		Hispanic	4	3	75%	3	75%
	Two or More Races	3	3	100%	3	100%	
	White	26	22	84.6%	22	84.6%	

Graduation Rates by Race / Ethnicity (2 of 3)

Major	First Fall Term in Major			Graduation			
	Fall Term	Race/Ethnicity	# Students	Graduated within 150% Time	Graduation Rate	Graduated within 200% Time	Graduation Rate
121700/ 105600- Fire Fighter	FA17	Asian	2	2	100%	2	100%
		Black	3	2	66.7%	2	66.7%
		Hispanic	7	6	85.7%	6	85.7%
		Two or More Races	3	3	100%	3	100%
		Unknown	1	0	0%	0	0%
		White	42	34	81%	34	81%
	FA18	Black	3	2	66.7%	2	66.7%
		Hispanic	5	3	60%	3	60%
		White	43	38	88.4%	38	88.4%
	FA19-200% in progress	American Indian	1	1	100%	1	100%
		Black	3	1	33.3%	1	33.3%
		Hispanic	9	9	100%	9	100%
		Two or More Races	2	2	100%	2	100%
		Unknown	1	0	0%	0	0%
		White	34	25	73.5%	25	73.5%
	FA20– In progress	Black	1	1	100%	1	100%
Hispanic		7	7	100%	7	100%	
Two or More Races		2	2	100%	2	100%	
White		34	29	85.3%	29	85.3%	
203900- Criminal Justice Technology Bridge	FA16	Black	7	2	28.6%	2	28.6%
		Hispanic	6	1	16.7%	1	16.7%
		Two or More Races	1	0	0%	0	0%
		White	26	7	26.9%	8	30.8%
	FA17 – 200% In progress	Black	11	4	36.4%	4	36.4%
		Hispanic	5	2	40%	2	40%
		Two or More Races	3	0	0%	0	0%
		White	21	4	19%	6	28.6%
	FA18– In progress	Asian	1	0	0%	0	0%
		Black	4	0	0%	0	0%
		Hispanic	7	2	28.6%	2	28.6%
		Unknown	1	0	0%	0	0%
White		18	6	33.3%	6	33.3%	

Graduation Rates by Race/Ethnicity (3 of 3)

Major	First Fall Term in Major			Graduation			
	Fall Term	Race/Ethnicity	# Students	Graduated within 150% Time	Graduation Rate	Graduated within 200% Time	Graduation Rate
205600- Fire Science Technology*	FA16	Black	1	0	0%	0	0%
		Hispanic	1	0	0%	0	0%
		Two or More Races	1	0	0%	0	0%
		Unknown	1	0	0%	0	0%
		White	3	0	0%	0	0%
	FA17 – 200% in progress	Black	1	0	0%	0	0%
		White	1	0	0%	0	0%
	FA18 – in progress	White	3	0	0%	0	0%
220800- Emergency Medical Services	FA16	Black	3	0	0%	0	0%
		Hispanic	6	0	0%	0	0%
		White	37	6	16.2%	6	15%
	FA17 – 200% in progress	Black	3	0	0%	0	0%
		Hispanic	4	0	0%	0	0%
		White	26	2	7.4%	3	11.5%
	FA18 – in progress	Black	7	1	14.3%	1	14.3%
		Hispanic	8	2	25%	2	25%
		Two or More Races	4	1	25%	1	25%
		White	45	6	13.3%	6	13.3%

*Program in Teach-Out

Graduation Rates By Gender (1 of 2)

Major	Fall Term	Race/ Ethnicity	# Students	Graduation			
				Graduated within 150% Time	Graduation Rate	Graduated within 200% Time	Graduation Rate
105000- Correctional Officer Recruit Training	2018	Female	12	5	41.7%	5	41.7%
		Male	15	9	60%	9	60%
		Unknown	1	1	100%	1	100%
	2019 – 200% In progress	Female	5	0	0%	0	0%
		Male	4	1	25%	1	25%
	2020– In progress	Female	7	1	14.3%	1	14.3%
Male		13	1	7.7%	1	7.7%	
105100- Law Enforcement Recruit Training	2018	Female	14	10	71.4%	10	71.4%
		Male	66	48	72.7%	48	72.7%
		PrefNoAns	1	1	100%	1	100%
	2019 – 200% In progress	Female	14	5	35.7%	5	35.7%
		Male	70	50	71.4%	51	72.9%
		PrefNoAns	2	2	100%	2	100%
	2020– In progress	Female	13	10	76.9%	10	76.9%
		Male	24	19	79.2%	19	79.2%
PrefNoAns		1	1	100%	1	100%	
Unknown		1	1	100%	1	100%	

Graduation Rates By Gender (2 of 2)

Major	Fall Term	Race/ Ethnicity	# Students	Graduation			
				Graduated within 150% Time	Graduation Rate	Graduated within 200% Time	Graduation Rate
121700/105600- Fire Fighter	2018	Female	8	5	62.5%	5	62.5%
		Male	43	38	88.4%	38	88.4%
	2019 – 200% In progress	Female	11	8	72.7%	8	72.7%
		Male	39	30	76.9%	30	76.9%
	2020-- In progress	Female	9	8	88.9%	8	88.9%
		Male	34	30	88.2%	30	88.2%
		PrefNoAns	1	1	100%	1	100%
203900- Criminal Justice Technology Bridge	2016	Female	9	2	22.2%	2	22.2%
		Male	31	8	25.8%	9	29%
	2017 – 200% In progress	Female	13	1	7.7%	1	7.7%
		Male	25	8	32%	9	36%
		PrefNoAns	1	0	0.0%	0	0.0%
		Unknown	1	1	100%	1	100%
	2018-- In progress	Female	13	2	15.4%	2	15.4%
		Male	16	5	31.3%	5	31.3%
		PrefNoAns	1	1	100%	1	100%
		Unknown	1	0	0%	0	0%
205600 - Fire Science Technology A.S.*	2016	Male	6	0	0.0%	0	0.0%
		Unknown	1	0	0.0%	0	0.0%
	2017 –200% In progress	Male	1	0	0.0%	0	0.0%
		PrefNoAns	1	0	0.0%	0	0.0%
	2018-- In progress	Male	3	0	0.0%	0	0.0%
220800- Emergency Medical Services	2016	Female	17	0	0.0%	0	0.0%
		Male	28	6	21.4%	6	21.4%
		PrefNoAns	1	0	0.0%	0	0.0%
	2017 – 200% In progress	Female	15	0	0.0%	0	0.0%
		Male	18	2	11.1%	23	16.7%
	2018-- In progress	Female	36	3	11.5%	3	11.5%
		Male	37	7	18.9%	7	18.9%
PrefNoAns		1	0	0.0%	0	0.0%	

*Program in Teach-Out

Source: IR Program Assessment Data

Persistence Rates

Major	Cohort Year	Registered	Exclusions	Adjusted Cohort	Persistence by DSC		Persistence by Program		Total Persistence
					N	%	N	%	
105000- CORRECTIONAL OFFICER RECRUIT	FA16 to SP17	22	10	12	1	8%	11	92%	100%
	FA17 to SP18	15	10	5	1	20%	1	20%	40%
	FA18 to SP19	11	0	11	0	0%	11	100%	100%
	FA19 to SP20	9	0	9	0	0%	0	0%	0%
	FA20 to SP21	23	2	21	0	0%	4	19%	19%
105100- LAW ENFORCEMENT ACADEMY	FA16 to SP17	93	38	55	0	0%	46	84%	84%
	FA17 to SP18	116	36	80	0	0%	68	85%	85%
	FA18 to SP19	110	27	83	3	4%	55	66%	70%
	FA19 to SP20	109	29	80	1	1.3%	55	68.8%	70%
	FA20 to SP21	61	1	60	2	3.3%	37	61.7%	65%
121700/105600- FIRE FIGHTER	FA16 to SP17	22	7	15	3	20%	1	7%	27%
	FA17 to SP18	52	41	11	2	18%	2	18%	36%
	FA18 to SP19	47	44	3	1	33%	1	33%	67%
	FA19 to SP20	49	39	10	2	20%	0	0%	20%
	FA20 to SP21	44	22	22	4	18.2%	0	0	18.2%

Persistence Rates by Race/Ethnicity (1 of 3)

Major	Cohort Year	Race/Ethnicity	Registered	Exclusions	Adjusted Cohort	Persistence by DSC		Persistence by Program		Total Persistence
						N	%	N	%	
105000-CORRECTIONAL OFFICER RECRUIT	FA16 to SP17	Black	7	5	2	1	50%	1	50%	100%
		Hispanic	2	1	1	0	0%	1	100%	100%
		White	13	4	9	0	0%	9	100%	100%
	FA17 to SP18	Black	1	0	1	0	0%	0	0%	0%
		Hispanic	3	2	1	0	0%	0	0%	0%
		Two or More Races	1	0	1	1	100%	0	0%	100%
		White	10	8	2	0	0%	1	50%	50%
	FA18 to SP19	Black	1	0	1	0	0%	1	100%	100%
		Hispanic	5	0	5	0	0%	5	100%	100%
		Unknown	1	0	1	0	0%	1	100%	100%
		White	4	0	4	0	0%	4	100%	100%
	FA19 to SP20	Black	2	0	2	0	0%	0	0%	0%
		Hispanic	2	0	2	0	0%	0	0%	0%
		White	5	0	5	0	0%	0	0%	0%
	FA20 to SP21	Black	4	0	4	0	0%	1	25%	25%
		Hispanic	4	0	4	0	0%	1	25%	25%
		White	15	2	13	0	0%	2	15.4%	15.4%

Persistence Rates by Race/Ethnicity (2 of 3)

Major	Cohort Year	Race/Ethnicity	Registered	Exclusions	Adjusted Cohort	Persistence by DSC		Persistence by Program		Total Persistence
						N	%	N	%	
105100- LAW ENFORCEMENT ACADEMY	FA16 to SP17	Asian	1	0	1	0	0%	1	100%	100%
		Black	6	2	4	0	0%	4	100%	100%
		Hawaii/Pac	1	1	0	N/A		N/A		N/A
		Hispanic	16	6	10	0	0%	5	50%	50%
		Two or More Races	1	1	0	N/A		N/A		N/A
		White	67	28	39	0	0%	35	85%	85%
	FA17 to SP18	Am. Ind	1	1	0	N/A		N/A		N/A
		Black	17	4	13	0	0%	10	77%	77%
		Hispanic	17	3	14	0	0%	13	93%	93%
		Two or More Races	3	1	2	0	0%	1	50%	50%
		White	76	26	50	0	0%	43	86%	86%
	FA18 to SP19	Asian	2	1	1	0	0%	1	100%	100%
		Black	14	3	11	0	0%	5	45%	45%
		Hispanic	22	7	15	1	7%	5	33%	40%
		Two or More Races	3	1	2	0	0%	2	100%	100%
		White	69	15	54	2	4%	42	78%	81%
	FA19 to SP20	Am. Ind	13	6	7	1	14.3%	5	71.4%	84.7%
		Black	23	5	18	0	0%	12	66.7%	66.7%
		Hispanic	5	1	4	0	0%	2	50%	50%
		Unknown	2	2	0					
		White	66	15	51	0	0%	36	70.6%	70.6%
	FA20 to SP21	Asian	3	0	3	0	0%	2	66.7%	66.7%
		Black	10	0	10	0	0%	5	50%	50%
		Hispanic	10	0	10	1	10%	3	30%	30%
		Two or More Races	3	0	3	0	0%	3	100%	100%
White		35	1	34	1	2.9%	24	70.6%	73.5%	

Persistence Rates by Race/Ethnicity (3 of 3)

Major.	Cohort Year	Race/Ethnicity	Registered	Exclusions	Adjusted Cohort	Persistence by DSC		Persistence by Program		Total Persistence
						N	%	N	%	
121700/105600 - FIRE FIGHTER	FA16 to SP17	Black	3	1	2	0	0%	1	50%	50%
		Hispanic	1	0	1	0	0%	0	0%	0%
		Two or More Races	1	0	1	0	0%	0	0%	0%
		White	17	6	11	3	27%	0	0%	27%
	FA17 to SP18	Asian	2	1	1	0	0%	1	100%	100%
		Black	3	1	2	1	50%	0	0%	50%
		Hispanic	5	4	1	1	100%	0	0%	100%
		Two or More Races	2	2	0	N/A		N/A		N/A
		White	39	33	6	0	0%	1	17%	17%
	FA18 to SP19	Black	3	2	1	0	0%	0	0%	0%
		Hispanic	4	3	1	0	0%	1	100%	100%
		Unknown	1	1	0	N/A		N/A		N/A
		White	39	38	1	1	100%	0	0%	100%
	FA19 to SP20	American Indian	1	1	0					
		Black	3	1	2	0	0%	0	0%	0%
		Hispanic	10	10	0					
		Two or More Races	2	2	0					
		Unknown	1	0	1	0	0%	0	0%	0%
		White	32	25	7	2	28.6%	0	0%	28.6%
	FA20 to SP21	Black	1	0	1	0	0%	0	0%	0%
		Hispanic	7	4	3	1	33.3%	0	0%	33.3%
		Two or More Races	2	1	1	0	0%	0	0%	0%
		White	34	17	17	3	17.6%	0	0%	17.6%

Persistence Rates by Gender

Major	Cohort Year	Gender	Registered	Exclusions	Adjusted Cohort	Persistence by DSC		Persistence by Program		Total Persistence
						N	%	N	%	
105000-CORRECTIONAL OFFICER RECRUIT	FA18 to SP19	Female	6	0	6	0	0%	6	100%	100%
		Male	5	0	5	0	0%	5	100%	100%
	FA19 to SP20	Female	4	0	4	0	0%	0	0%	0%
		Male	4	0	4	0	0%	0	0%	0%
		Unknown	1	0	1	0	0%	0	0%	0%
	FA20 to SP21	Female	8	1	7	0	0%	1	14.3%	14.3%
Male		15	1	14	0	0%	3	21.4%	21.4%	
105100- LAW ENFORCEMENT ACADEMY	FA18 to SP19	Female	27	10	17	1	6%	9	53%	59%
		Male	83	17	66	2	3%	46	70%	73%
	FA19 to SP20	Female	16	3	13	0	0%	10	76.9%	76.9%
		Male	85	23	62	1	1.6%	41	66.1%	67.7%
		Unknown	8	3	5	0	0%	4	80%	80%
	FA20 to SP21	Female	20	1	19	1	5.3%	13	68.4%	73.7%
		Male	39	0	39	1	2.6%	22	56.4%	59.0%
		PrefNoAns	1	0	1	0	0%	1	100%	100%
Unknown		1	0	1	0	0%	1	100%	100%	
121700/105600-FIRE FIGHTER	FA18 to SP19	Female	6	6	0					
		Male	41	38	3	1	33%	1	33%	67%
	FA19 to SP20	Female	13	10	3	1	33.3%	0	0%	33.3%
		Male	35	28	7	1	14.3%	0	0%	14.3%
		Unknown	1	1	0	0				
	FA20 to SP21	Female	9	5	4	1	25%	0	0%	25%
		Male	34	17	17	3	17.6%	0	0%	17.6%
PrefNoAns		1	0	1	0	0%	0	0%	0%	

Retention Rates

Major	Cohort Year	Registered	Exclusions	Adjusted Cohort	Retained by DSC		Retained by Program		Total Retained
					N	%	N	%	
203900- CRIMINAL JUSTICE BRIDGE	2015	67	17	50	8	16.00%	16	32.00%	48.00%
	2016	65	12	53	1	2.00%	17	32.00%	34.00%
	2017	71	17	54	5	9.26%	19	35.19%	44.44%
	2018	60	14	46	4	8.70%	16	34.78%	43.48%
	2019	66	17	49	3	6.10%	16	32.7%	38.8%
205600- FIRE SCIENCE TECHNOLOGY*	2015	16	0	16	1	6.25%	4	25.00%	31.25%
	2016	6	3	3	0	0.00%	1	33.00%	33.00%
	2017	6	0	6	1	16.67%	1	16.67%	33.33%
	2018	5	0	5	0	0.00%	2	40.00%	40.00%
	2019	5	0	5	2	40.00%	0	0.00%	40.00%
220800- EMERGENCY MEDICAL SERVICES	2015	114	15	99	9	9.09%	28	28.28%	37.37%
	2016	67	9	58	4	7.00%	17	29.00%	36.00%
	2017	47	5	42	3	7.14%	13	30.95%	41.18%
	2018	79	3	76	4	5.26%	30	39.47%	44.74%
	2019	123	10	113	4	3.5%	38	33.6%	37.2%

**Program in Teach-Out*

Registered - Includes all students enrolled in the fall term of the specified year, with the specified program as their primary major.

Exclusions - Includes students who are deceased or graduated fall of the specified year or the following spring or summer.

Retained by DSC - Students who were still registered at DSC the following fall but with a different primary major.

Retained by Program - Students who were registered the following fall with the same primary major.

Source: IR Program Assessment Data

Retention Rates by Race/Ethnicity

Major	Fall Term	Race/Ethnicity	Registered	Exclusions	Adjusted Cohort	Retained by Program	
						N	%
203900- CRIMINAL JUSTICE BRIDGE	2018	Asian	2	0	2	0	0%
		Black	11	3	8	1	12.5%
		Hispanic	12	3	9*	1	11.1%
		Two or More Races	2	1	1	0	0%
		Unknown	1	0	1	0	0%
	White	32	7	25*	14	56%	
	2019	Black	6	2	4	1	25%
		Hispanic	12	0	12*	4	33.3%
		Two or More Races	1	0	1	0	0%
White		47	15	32*	11	34.4%	
205600- FIRE SCIENCE TECHNOLOGY*	2018	Asian	1	0	1	1	100%
		Hispanic	1	0	1	0	0%
		White	3	0	3	1	33.3%
	2019	Asian	1	0	1	0	0%
		Two or More Races	1	0	1	0	0%
		White	3	0	3	0	0%
220800- EMERGENCY MEDICAL SERVICES	2018	Black	5	0	5	2	40%
		Hispanic	14	1	13*	6	46.2%
		Two or More Races	6	0	6	4	66.7%
		White	54	2	52*	18	34.6%
	2019	American Indian/Alas	1	0	1	0	0%
		Black	8	0	8	2	25%
		Hispanic	19	0	19	5	26.3%
		Two or More Races	7	0	7*	4	57.1%
		Unknown	1	0	1	1	100%
White	87	10	77*	26	33.8%		

*Program in Teach-Out

*some students retained by DSC

Retention Rates by Gender

Major	Fall Term	Gender	Registered	Exclusions	Adjusted Cohort	Retained by Program		
						N	%	
2039- CRIMINAL JUSTICE BRIDGE	2017	Female	23	3	20*	8	40%	
		Male	48	14	34*	11	32%	
	2018	Female	17	2	15*	4	26.7%	
		Male	41	10	31*	12	38.7%	
		PrefNoAns	1	1	0			
		Unknown	1	1	0			
	2019	Female	24	3	21	5	23.8%	
		Male	39	14	25	10	40%	
		PrefNoAns	1	0	1	0	0%	
		Unknown	2	0	2	1	50%	
	2056- FIRE SCIENCE TECHNOLOGY	2017	Male	5	0	5*	1	20%
			PrefNoAns	1	0	1	0	0%
2018		Male	5	0	5	2	40%	
		Female	4	0	4	0	0%	
2019	Male	1	0	1	0	0%		
2208- EMERGENCY MEDICAL SERVICES	2017	Female	18	1	17	3	18%	
		Male	28	4	24*	10	42%	
		Unknown	1	0	1	0	0%	
	2018	Female	34	1	33*	11	33.3%	
		Male	45	2	43*	19	44.2%	
	2019	Female	39	3	36	12	33.3%	
		Male	80	7	73	25	34.2%	
		PrefNoAns	3	0	3	1	33.3%	
Unknown	1	0	1	0	0%			

**some students retained by DSC*

Licensing Exam

	2012/13	2013/14	2014/15	2015/16	2016/17	2017/18	2018/19	2019/20
105000- Correctional Officer Recruit Training	89%	86%	84%	92%	88%	95.3%	82%	100%
096000- Emergency Medical Technician	76.5%	76%	74%	79.2%	66%	71%	65.7%	66%
121700/105600- Firefighting	88%	88%	91%	84%	78%	79%	84.3%	79%
105100- FL Law Enforcement	91%	90%	83%	80%	85.6%	79.3%	72%	91%
095700- Paramedic	100%	97.2%	99%	83.3%	100%	81%	80.3%	62%

* Not available from department

** Certification (not required for employment)

Source: Daytona State Department Chairs are solicited for this data.

Placement Rates

Program Title	Major	2014/15		2015/16		2016/17		2017/18		2018/19		Average Annual Salary
		DSC%	FCS%	DSC%	FCS%	DSC%	FCS%	DSC%	FCS%	DSC%	FCS%	
Correctional Officer Recruit Training (Limited Access Program)	1050	97%	84%	95%	88%	96%	89%	100%	91%	100%	90%	\$60,284
Criminal Justice Technology Bridge (Limited Access Program)	2039, 2239	87%	78%	76%	74%	100%	79%	100%	76%	N/A	76%	\$**,***
	Revised							75%	72%	70%	69%	\$64,624
Emergency Medical Services (Limited Access Program)	2208, 2108	71%	71%	56%	67%	65%	60%	***%	61%			
	Revised							100%	80%	***%	56%	\$52,048
Emergency Medical Technician (Limited Access Program)	0960	67%	75%	63%	76%	63%	66%	64%	66%			
	Revised							54%	69%	75%	72%	\$31,428
Fire Fighter (Limited Access Program)	1056	71%	82%	83%	84%	85%	85%	70%	80%	N/A	N/A	\$**,***
	Revised							57%	59%	56%	60%%	\$36,796
Florida Law Enforcement Academy (Limited Access Program)	1051	77%	79%	79%	83%	79%	86%	82%	85%	84%	88%	\$45,832
Paramedic (Limited Access Program)	0957	62%	63%	45%	59%	37%	56%	48%	51%	***%	47%	\$52,028

■ Indicates the College average above the State Averages
■ Indicates the College average same as the State Averages
■ Indicates the College average below the State Averages

*Inactive Program

N/A - No placement data for the program.

(****), (\$**,***), or (****%) - Number of graduates less than 10 but greater than 0 suppressed.

Course Success Rates (1 of 3)

Major and Associated Courses		2017-2018		2018-2019		2019-2020		2020-2021	
		Attempted	% Successful	Attempted	% Successful	Attempted	% Successful	Attempted	% Successful
0957 - Paramedic	EMS2603C	40	90%	49	90%	81	77%	64	83%
	EMS2604C	43	88%	44	89%	50	86%	51	92%
	EMS2605C	44	89%	30	100%	39	92%	46	89%
	EMS2666	42	90%	45	91%	48	96%	51	98%
	EMS2667	38	95%	31	100%	37	97%	43	98%
	Total	207	90%	199	93%	255	87%	255	91%
0960 - EMT	EMS1119C	138	93%	177	88%	189	90%	155	88%
	EMS1335	142	94%	170	92%	182	94%		
	EMS1431	138	93%	177	88%	188	91%	155	88%
	Total	418	93%	524	89%	559	92%	310	88%
1050 - Correctional Officer Recruit	CJK0051	223	95%	192	97%	153	92%		
	CJK0300	42	95%	30	97%	19	100%	33	88%
	CJK0305	28	96%	30	100%	19	100%	32	94%
	CJK0310	42	100%	30	100%	19	100%	31	90%
	CJK0315	41	100%	30	97%	19	100%	30	100%
	CJK0320	42	100%	29	100%	19	95%	32	91%
	CJK0325	41	100%	29	100%	18	94%	30	100%
	CJK0330	42	95%	29	100%	18	94%	30	100%
	CJK0335	41	100%	29	100%	18	94%	30	100%
	CJK0340	28	93%	30	97%	17	100%	33	88%
Total	347	98%	266	99%	166	98%	281	94%	

■ Indicates a success rate of 90% or higher
■ Indicates a success rate between 70% and 89%
■ Indicates a success rate below 70%

Course Success Rates (2 of 3)

Major and Associated Courses		2017-2018		2018-2019		2019-2020		2020-2021		
		Attempted	% Successful	Attempted	% Successful	Attempted	% Successful	Attempted	% Successful	
1051 - Law Enforcement Recruit	CJK0001	177	94%	173	86%	188	89%	89	92%	↑
	CJK0012	176	91%	169	91%	176	89%	87	95%	↑
	CJK0013	174	97%	139	98%	187	96%	87	93%	↑
	CJK0014	177	94%	143	90%	200	89%	85	96%	↑
	CJK0020	156	85%	195	94%	168	89%	113	92%	↑
	CJK0031	206	98%	194	97%	166	98%	110	99%	↑
	CJK0040	211	91%	202	96%	154	96%	102	100%	↑
	CJK0051	223	95%	192	97%	153	92%	155	98%	↑
	CJK0064	144	97%	164	97%	156	92%	132	97%	↑
	CJK0065	144	96%	164	97%	147	97%	131	98%	↑
	CJK0077	162	95%	170	95%	150	93%	103	97%	↑
	CJK0078	183	99%	164	97%	115	98%	111	97%	↑
	CJK0084	159	97%	152	97%	184	96%	83	98%	↑
	CJK0087	134	99%	150	99%	151	99%	110	98%	↑
	CJK0088	134	97%	189	99%	115	98%	132	98%	↑
	CJK0092	164	98%	138	99%	117	97%	158	97%	↑
	CJK0096	147	97%	156	99%	118	88%	74	96%	↑
CJK0422	167	94%	151	99%	151	98%	113	96%	↑	
Total		3,038	95%	3,005	96%	2,796	94%	1,975	97%	↑

■ Indicates a success rate of 90% or higher
■ Indicates a success rate between 70% and 89%
■ Indicates a success rate below 70%

Course Success Rates (3 of 3)

Major and Associated Courses		2017-2018		2018-2019		2019-2020		2020-2021	
		Attempted	% Successful	Attempted	% Successful	Attempted	% Successful	Attempted	% Successful
1056 - Fire Fighter	FFP0010	93	89%	90	96%	86	95%		
	FFP0020	86	98%	84	99%	85	95%		
	FFP0030							84	96%
	FFP0031							83	98%
	Total	179	93%	174	97%	171	95%	167	97%
2039 - Criminal Justice Technology Bridge	CCJ1010	133	70%	159	78%	123	80%	123	80%
	CCJ1020	120	73%	109	85%	112	83%	93	84%
	CCJ1080	26	96%	32	91%	44	86%	15	93%
	CCJ2647	11	91%	22	95%	24	88%	24	83%
	CCJ2650	125	75%	123	85%	90	89%	76	89%
	CCJ2930							14	93%
	CJC1000	58	76%	51	90%	60	92%	53	89%
	CJE1670	39	85%	43	79%	24	79%	50	86%
	CJJ2002	54	85%	51	90%	70	87%	78	85%
	CJT2100	29	90%	23	78%				
Total	595	77%	613	84%	547	85%	526	85%	
2208- EMS	EMS2659	27	96%	29	93%	40	98%	48	98%

■ Indicates a success rate of 90% or higher
■ Indicates a success rate between 70% and 89%
■ Indicates a success rate below 70%

Course Success Rates by Race/Ethnicity (1 of 6)

Program, Course & Race/Ethnicity	2018-2019		2019-2020		2020-2021	
	Enroll	Success	Enroll	Success	Enroll	Success
0957 - Paramedic	199	93%	255	87%	255	91%
EMS2603C	49	90%	81	77%	64	83%
Asian			1	100%		
Black	3	100%	6	83%	3	67%
Hispanic	5	100%	7	57%	9	78%
Two or More Races	6	83%	4	100%	1	100%
Unknown			2	50%		
White	35	89%	61	77%	51	84%
EMS2604C	44	89%	50	86%	51	92%
Asian					1	100%
Black	3	100%	1	0%	4	100%
Hispanic	5	80%	4	100%	4	100%
Two or More Races	2	100%	8	63%	1	100%
Unknown			1	100%		
White	34	88%	36	92%	41	90%
EMS2605C	30	100%	39	92%	46	89%
Asian	1	100%			1	100%
Black			4	75%	3	100%
Hispanic	5	100%	4	100%	3	67%
Two or More Races	2	100%			4	100%
Unknown					1	100%
White	22	100%	31	94%	34	88%
EMS2666	45	91%	48	96%	51	98%
Asian					1	100%
Black	3	100%	1	0%	4	100%
Hispanic	6	83%	4	100%	4	100%
Two or More Races	2	100%	6	100%	1	100%
Unknown			1	100%		
White	34	91%	36	97%	41	98%
EMS2667	31	100%	37	97%	43	98%
Asian	1	100%			1	100%
Black			3	100%	3	100%
Hispanic	6	100%	4	100%	2	100%
Two or More Races	2	100%			4	100%
Unknown					1	100%
White	22	100%	30	97%	32	97%

Program, Course & Race/Ethnicity	2018-2019		2019-2020		2020-2021	
	Enroll	Success	Enroll	Success	Enroll	Success
0960 - EMT	524	89%	559	92%	310	88%
EMS1119C	177	88%	189	90%	155	88%
Asian	1	100%			1	100%
Black	14	71%	9	100%	10	80%
Hispanic	21	95%	34	94%	27	89%
Two or More Races	11	73%	8	88%	8	75%
Unknown	1	0%	2	100%	1	100%
White	129	91%	136	89%	108	90%
EMS1335	170	92%	182	94%		
Asian	1	100%				
Black	10	80%	8	100%		
Hispanic	21	95%	34	94%		
Two or More Races	11	73%	7	100%		
Unknown	1	0%	2	100%		
White	126	95%	131	93%		
EMS1431	177	88%	188	91%	155	88%
Asian	1	100%			1	100%
Black	14	79%	9	100%	10	80%
Hispanic	21	95%	34	94%	27	89%
Two or More Races	11	73%	8	88%	8	75%
Unknown	1	0%	2	100%	1	100%
White	129	89%	135	90%	108	90%

■ Indicates a success rate of 90% or higher
■ Indicates a success rate between 70% and 89%
■ Indicates a success rate below 70%

Source: IR Program Assessment Data

Course Success Rates by Race/Ethnicity (2 of 6)

Program, Course & Race/Ethnicity	2018-2019		2019-2020		2020-2021	
	Enroll	Success	Enroll	Success	Enroll	Success
1050 - Correctional Officer Recruit	266	99%	166	98%	281	94%
CJK0300	30	97%	19	100%	33	88%
Black	5	100%	3	100%	4	100%
Hispanic	7	100%	3	100%	6	83%
Two or More Races			3	100%	1	0%
Unknown	1	100%				
White	17	94%	10	100%	22	91%
CJK0305	30	100%	19	100%	32	94%
Black	5	100%	3	100%	4	100%
Hispanic	7	100%	3	100%	6	83%
Two or More Races			3	100%	1	0%
Unknown	1	100%				
White	17	100%	10	100%	21	100%
CJK0310	30	100%	19	100%	31	90%
Black	5	100%	3	100%	4	75%
Hispanic	7	100%	3	100%	5	100%
Two or More Races			3	100%	1	0%
Unknown	1	100%				
White	17	100%	10	100%	21	95%
CJK0315	30	97%	19	100%	30	100%
Black	5	100%	3	100%	4	100%
Hispanic	7	100%	3	100%	5	100%
Two or More Races			3	100%		
Unknown	1	100%				
White	17	94%	10	100%	21	100%
CJK0320	29	100%	19	95%	32	91%
Black	5	100%	3	100%	4	75%
Hispanic	7	100%	3	100%	5	100%
Two or More Races			3	100%		
Unknown	1	100%				
White	16	100%	10	90%	23	91%

Program, Course & Race/Ethnicity	2018-2019		2019-2020		2020-2021	
	Enroll	Success	Enroll	Success	Enroll	Success
1050 - Correctional Officer Recruit	266	99%	166	98%	281	94%
CJK0325	29	100%	18	94%	30	100%
Black	5	100%	3	100%	3	100%
Hispanic	7	100%	3	100%	5	100%
Two or More Races			3	100%		
Unknown	1	100%				
White	16	100%	9	89%	22	100%
CJK0330	29	100%	18	94%	30	100%
Black	5	100%	3	100%	3	100%
Hispanic	7	100%	3	100%	5	100%
Two or More Races			3	100%		
Unknown	1	100%				
White	16	100%	9	89%	22	100%
CJK0335	29	100%	18	94%	30	100%
Black	5	100%	3	100%	3	100%
Hispanic	7	100%	3	100%	5	100%
Two or More Races			3	100%		
Unknown	1	100%				
White	16	100%	9	89%	22	100%
CJK0340	30	97%	17	100%	33	88%
Black	5	100%	3	100%	5	60%
Hispanic	7	100%	3	100%	5	100%
Two or More Races			3	100%		
Unknown	1	100%				
White	17	94%	8	100%	23	91%

Indicates a success rate of 90% or higher

Indicates a success rate between 70% and 89%

Indicates a success rate below 70%

Source: IR Program Assessment Data

Course Success Rates by Race/Ethnicity (3 of 6)

Program, Course & Race/Ethnicity	2018-2019		2019-2020		2020-2021	
	Enroll	Success	Enroll	Success	Enroll	Success
1051 - Law Enforcement Recruit	3005	96%	2796	94%	1975	97%
CJK0001	173	86%	188	89%	89	92%
Asian	3	100%	1	100%	4	75%
Black	19	68%	27	85%	13	85%
Hispanic	28	82%	38	76%	11	100%
Two or More Races	4	75%	6	100%	5	80%
Unknown	1	100%	4	75%		
White	118	89%	112	95%	56	95%
CJK0012	169	91%	176	89%	87	95%
Asian	3	100%	1	100%	3	100%
Black	21	71%	23	87%	12	92%
Hispanic	27	93%	32	91%	12	83%
Two or More Races	4	100%	5	100%	5	100%
Unknown	1	100%	4	50%		
White	113	93%	111	90%	55	98%
CJK0013	139	98%	187	96%	87	93%
Asian	3	100%	1	100%	3	100%
Black	17	94%	22	95%	11	91%
Hispanic	24	100%	34	97%	12	75%
Two or More Races	4	100%	4	100%	5	100%
Unknown	1	100%	3	67%		
White	90	98%	123	96%	56	96%
CJK0014	143	90%	200	89%	85	96%
Asian	3	100%	1	100%	3	100%
Black	18	83%	25	80%	11	91%
Hispanic	23	100%	34	91%	10	100%
Two or More Races	5	60%	6	83%	5	100%
Unknown	1	100%	4	50%		
White	93	90%	130	91%	56	96%
CJK0020	195	94%	168	89%	113	92%
Asian	3	100%			4	100%
Black	19	89%	21	71%	20	80%
Hispanic	36	92%	31	94%	18	94%
Two or More Races	4	100%	4	100%	6	67%
Unknown			3	100%		
White	133	95%	109	90%	65	97%

Program, Course & Race/Ethnicity	2018-2019		2019-2020		2020-2021	
	Enroll	Success	Enroll	Success	Enroll	Success
1051 - Law Enforcement Recruit	3005	96%	2796	94%	1975	97%
CJK0031	194	97%	166	98%	110	99%
Asian	3	100%			3	100%
Black	23	96%	21	90%	12	92%
Hispanic	36	94%	31	100%	17	100%
Two or More Races	4	100%	7	100%	3	100%
Unknown	1	100%	3	100%		
White	127	98%	104	98%	75	100%
CJK0040	202	96%	154	96%	102	100%
Asian	3	100%			4	100%
Black	25	88%	24	96%	15	100%
Hispanic	41	98%	30	90%	17	100%
Two or More Races	4	100%	7	100%	4	100%
Unknown	1	100%	3	100%		
White	128	96%	90	98%	62	100%
CJK0051	192	97%	153	92%	155	98%
Asian	3	100%			4	100%
Black	20	100%	22	86%	19	95%
Hispanic	38	92%	31	90%	25	100%
Two or More Races	4	100%	7	100%	5	80%
Unknown	1	100%	3	67%		
White	126	98%	90	93%	102	99%
CJK0064	164	97%	156	92%	132	97%
Asian	3	100%			4	100%
Black	17	88%	20	85%	17	94%
Hispanic	29	100%	31	87%	21	100%
Two or More Races	4	100%	4	100%	5	80%
Unknown			3	100%		
White	111	97%	98	95%	85	98%
CJK0065	164	97%	147	97%	131	98%
Asian	3	100%			4	100%
Black	17	100%	18	89%	16	100%
Hispanic	29	93%	28	100%	21	95%
Two or More Races	4	100%	4	100%	5	100%
Unknown			3	67%		
White	111	97%	94	99%	85	99%

Course Success Rates by Race/Ethnicity (4 of 6)

Program, Course & Race/Ethnicity	2018-2019		2019-2020		2020-2021	
	Enroll	Success	Enroll	Success	Enroll	Success
1051 - Law Enforcement Recruit	3005	96%	2796	94%	1975	97%
CJK0077	170	95%	150	93%	103	97%
Asian	3	100%			4	100%
Black	19	84%	18	89%	15	93%
Hispanic	31	90%	28	96%	16	100%
Two or More Races	4	100%	4	100%	5	80%
Unknown			3	67%		
White	113	97%	97	94%	63	98%
CJK0078	164	97%	115	98%	111	97%
Asian	3	100%			3	100%
Black	16	100%	11	100%	16	88%
Hispanic	30	93%	22	95%	17	100%
Two or More Races	4	100%	4	100%	3	100%
Unknown			2	100%	1	100%
White	111	97%	76	99%	71	99%
CJK0084	152	97%	184	96%	83	98%
Asian	3	100%	1	100%	3	100%
Black	17	94%	22	91%	9	89%
Hispanic	22	91%	36	97%	14	93%
Two or More Races	4	100%	5	100%	3	100%
Unknown	1	100%	3	67%		
White	105	98%	117	97%	54	100%
CJK0087	150	99%	151	99%	110	98%
Asian	3	100%	1	100%	3	100%
Black	16	100%	15	100%	16	88%
Hispanic	22	95%	30	97%	17	100%
Two or More Races	4	100%	5	100%	3	100%
Unknown	1	100%	2	100%	1	100%
White	104	100%	98	99%	70	100%
CJK0088	189	99%	115	98%	132	98%
Asian	4	100%			4	100%
Black	21	100%	11	100%	21	90%
Hispanic	30	97%	22	100%	22	100%
Two or More Races	5	100%	4	100%	4	100%
Unknown	1	100%	2	100%	1	100%
White	128	99%	76	97%	80	100%

Program, Course & Race/Ethnicity	2018-2019		2019-2020		2020-2021	
	Enroll	Success	Enroll	Success	Enroll	Success
1051 - Law Enforcement Recruit	3005	96%	2796	94%	1975	97%
CJK0092	138	99%	117	97%	158	97%
Asian	3	100%			4	100%
Black	14	100%	11	100%	23	91%
Hispanic	19	95%	24	92%	24	100%
Two or More Races	4	100%	4	100%	5	80%
Unknown			2	100%	1	100%
White	98	100%	76	97%	101	98%
CJK0096	156	99%	118	88%	74	96%
Asian	3	100%			4	100%
Black	15	100%	17	82%	12	92%
Hispanic	26	100%	21	81%	12	100%
Two or More Races	4	100%	4	100%	5	80%
Unknown	1	100%	3	33%		
White	107	98%	73	93%	41	98%
CJK0422	151	99%	151	98%	113	96%
Asian	3	100%	1	100%	3	100%
Black	16	100%	15	100%	16	88%
Hispanic	22	95%	32	94%	18	100%
Two or More Races	4	100%	5	100%	3	100%
Unknown	1	100%	2	100%	1	100%
White	105	99%	96	99%	72	97%

■ Indicates a success rate of 90% or higher
■ Indicates a success rate between 70% and 89%
■ Indicates a success rate below 70%

Source: IR Program Assessment Data

Course Success Rates by Race/Ethnicity (5 of 6)

Program, Course & Race/Ethnicity	2018-2019		2019-2020		2020-2021	
	Enroll	Success	Enroll	Success	Enroll	Success
1056 - Fire Fighter	174	97%	171	95%	167	97%
FFP0010	90	96%	86	95%		
American Indian			1	100%		
Black	4	100%	5	100%		
Hispanic	9	89%	17	100%		
Two or More Races			3	100%		
Unknown	1	100%				
White	76	96%	60	93%		
FFP0020	84	99%	85	95%		
American Indian			1	100%		
Black	3	100%	5	100%		
Hispanic	8	100%	16	94%		
Two or More Races			3	100%		
Unknown	1	100%	1	100%		
White	72	99%	59	95%		
FFP0030					84	96%
Asian					1	100%
Black					4	100%
Hispanic/Latino					11	100%
Two or More Races					4	100%
White					64	95%
FFP0031					83	98%
Asian					2	100%
Black					4	100%
Hispanic/Latino					11	100%
Two or More Races					4	100%
White					62	97%

 Indicates a success rate of 90% or higher
 Indicates a success rate between 70% and 89%
 Indicates a success rate below 70%

Program, Course & Race/Ethnicity	2018-2019		2019-2020		2020-2021	
	Enroll	Success	Enroll	Success	Enroll	Success
2039 - Criminal Justice Tech. Bridge	613	84%	547	85%	526	85%
CCJ1010	159	78%	123	80%	123	80%
Am. Ind	2	50%	1	100%	1	0%
Asian	1	100%			1	0%
Black	29	72%	14	79%	18	72%
Hispanic	28	86%	16	50%	24	75%
Native Hawaiian			1	100%	1	0%
Two or More Races	4	50%	3	100%	6	100%
Unknown	1	100%	1	100%	3	100%
White	94	79%	87	84%	69	84%
CCJ1020	109	85%	112	83%	93	84%
Am. Ind	1	100%				
Asian	1	100%	1	100%	3	100%
Black	15	87%	20	70%	17	88%
Hispanic	17	76%	15	87%	12	75%
Native Hawaiian					1	100%
Two or More Races	3	100%	3	67%	7	86%
Unknown	1	100%	2	100%	3	100%
White	71	86%	71	86%	50	82%
CCJ1080	32	91%	44	86%	15	93%
Am. Ind	1	100%				
Black	2	100%	6	83%	3	100%
Hispanic	3	100%	5	80%	1	0%
Native Hawaiian			1	100%		
Two or More Races	1	100%	2	100%		
Unknown					1	100%
White	25	88%	30	87%	10	100%
CCJ2647	22	95%	24	88%	24	83%
Asian			1	100%		
Black	7	100%	4	75%		
Hispanic	4	100%	4	75%	5	60%
Two or More races					4	100%
White	10	100%	15	93%	15	87%
CCJ2650	123	85%	90	89%	76	89%
Asian	1	100%			1	100%
Black	15	60%	13	92%	9	78%
Hispanic	22	91%	10	70%	17	88%
Native Hawaiian					1	100%
Two or More Races	4	75%			3	100%
Unknown	1	100%	1	100%		
White	80	89%	66	91%	45	91%

Course Success Rates by Race/Ethnicity (6 of 6)

Program, Course & Race/Ethnicity	2018-2019		2019-2020		2020-2021	
	Enroll	Success	Enroll	Success	Enroll	Success
2039 - Criminal Justice Technology Bridge	613	84%	547	85%	526	85%
CCJ2930					14	93%
Black					2	100%
Hispanic/Latino					1	100%
White					11	91%
CJC1000	51	90%	60	92%	53	89%
Black	11	82%	8	100%	6	83%
Hispanic	10	100%	12	92%	12	100%
Native Hawaiian					1	100%
Two or More Races	1	0%			2	100%
Unknown	1	100%				
White	28	93%	40	90%	32	84%
CJE1670	43	79%	24	79%	50	86%
Black	10	60%	2	100%	4	50%
Hispanic	2	50%	5	40%	10	70%
Two or More Races			1	100%	3	100%
White	31	87%	16	88%	33	94%
CJJ2002	51	90%	70	87%	78	85%
Asian	1	100%				
Black	13	77%	16	88%	9	78%
Hispanic	8	88%	14	71%	15	87%
Native Hawaiian					1	100%
Two or More Races					4	100%
Unknown					1	100%
White	29	97%	40	93%	48	83%
CJT2100	23	78%				
Asian	1	100%				
Black	4	0%				
Hispanic	4	75%				
White	14	100%				

Program, Course & Race/Ethnicity	2018-2019		2019-2020		2020-2021	
	Enroll	Success	Enroll	Success	Enroll	Success
2208 - EMS	29	93%	40	98%	48	98%
EMS2659	29	93%	40	98%	48	98%
Asian	1	0%			1	100%
Black			3	100%	3	100%
Hispanic	5	100%	6	100%	2	100%
Two or More Races			2	100%	4	100%
Unknown					1	100%
White	23	96%	29	97%	37	97%
Grand Total	4815	94%	4534	92%	3562	94%

■ Indicates a success rate of 90% or higher
■ Indicates a success rate between 70% and 89%
■ Indicates a success rate below 70%

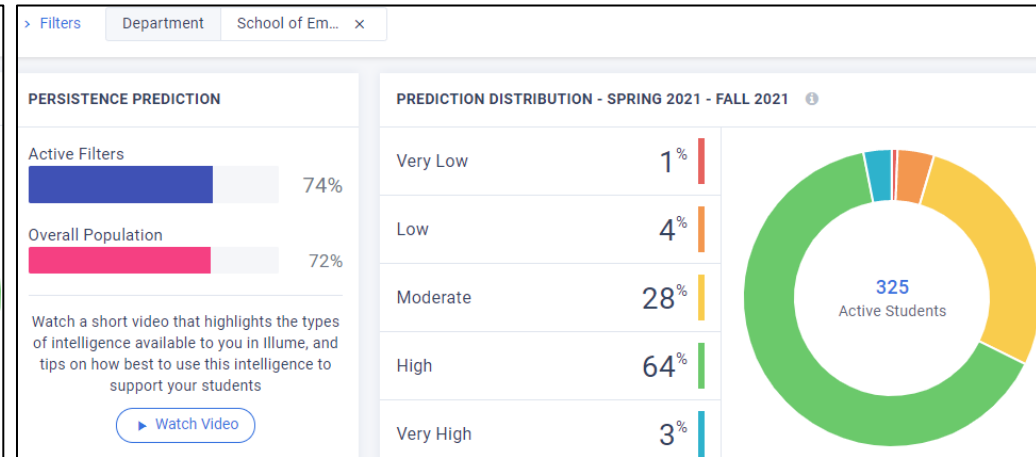
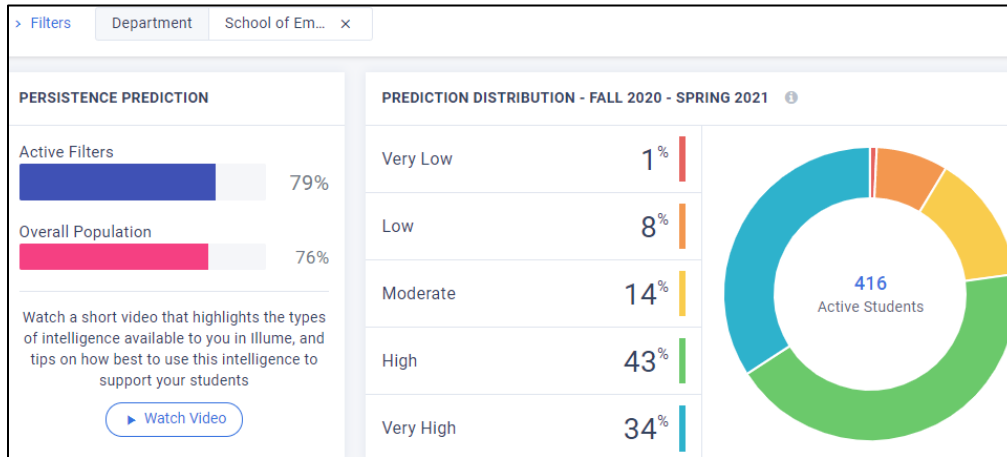
Program Success Rates by Race/Ethnicity

Program, Course & Race/Ethnicity	2018-2019		2019-2020		2020-2021	
	Enroll	Success	Enroll	Success	Enroll	Success
0957 - Paramedic	199	93%	255	87%	255	91%
Asian	2	100%	1	100%	4	100%
Black	9	100%	15	73%	17	94%
Hispanic/Latino	27	93%	23	87%	22	86%
Two or More Races	14	93%	18	83%	11	100%
Unknown			4	75%	2	100%
White	147	93%	194	89%	199	91%
0960 - EMT	524	89%	559	92%	310	88%
Asian	3	100%			2	100%
Black	38	76%	26	100%	20	80%
Hispanic/Latino	63	95%	102	94%	54	89%
Two or More Races	33	73%	23	91%	16	75%
Unknown	3	0%	6	100%	2	100%
White	384	92%	402	91%	216	90%
1050 - Correctional Officer Recruit	266	99%	166	98%	281	94%
Black	45	100%	27	100%	34	88%
Hispanic/Latino	63	100%	27	100%	47	96%
Two or More Races			27	100%	3	0%
Unknown	9	100%				
White	149	98%	85	95%	197	96%
1051 - Law Enforcement Recruit	3005	96%	2796	94%	1975	97%
Asian	55	100%	7	100%	64	98%
Black	330	92%	343	89%	274	91%
Hispanic/Latino	513	94%	535	93%	304	97%
Two or More Races	74	96%	89	99%	79	90%
Unknown	12	100%	52	77%	5	100%
White	2021	97%	1770	95%	1249	98%

Program, Course & Race/Ethnicity	2018-2019		2019-2020		2020-2021	
	Enroll	Success	Enroll	Success	Enroll	Success
1056 - Fire Fighter	174	97%	171	95%	167	97%
American Indian			2	100%		
Asian					3	100%
Black	7	100%	10	100%	8	100%
Hispanic/Latino	17	94%	33	97%	22	100%
Two or More Races			6	100%	8	100%
Unknown	2	100%	1	100%		
White	148	97%	119	94%	126	96%
2039 - Criminal Justice Technology Bridge	613	84%	547	85%	526	85%
American Indian/Alas	4	75%	1	100%	1	0%
Asian	5	100%	2	100%	5	80%
Black	106	73%	83	83%	68	79%
Hispanic/Latino	98	87%	81	72%	97	80%
Native Hawaiian			2	100%	5	80%
Two or More Races	14	64%	9	89%	29	97%
Unknown	4	100%	4	100%	8	100%
White	382	87%	365	88%	313	87%
2208 - EMS	29	93%	40	98%	48	98%
Asian	1	0%			1	100%
Black			3	100%	3	100%
Hispanic/Latino	5	100%	2	100%	2	100%
Two or More Races					4	100%
Unknown					1	100%
White	23	96%	29	97%	37	97%
Grand Total	4815	94%	4534	92%	3562	94%

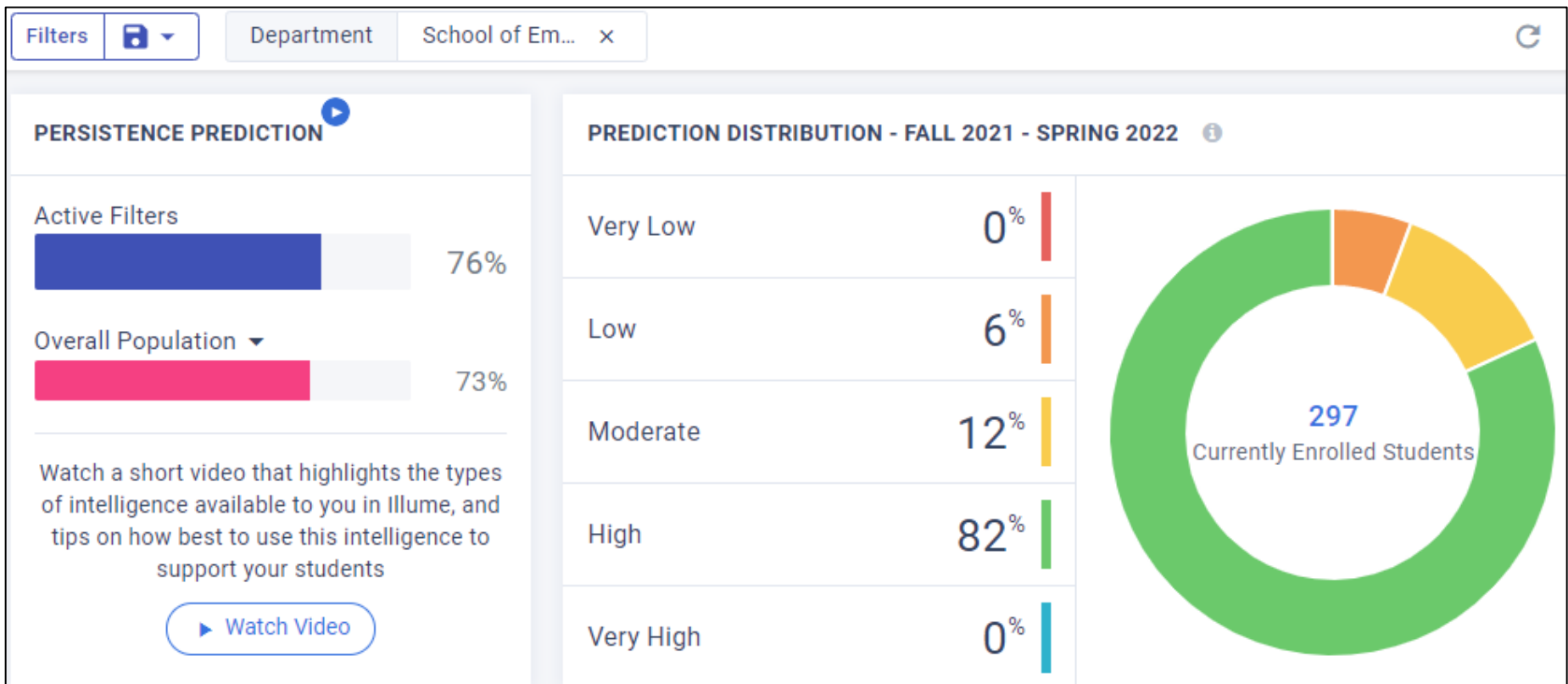
■ Indicates a success rate of 90% or higher
■ Indicates a success rate between 70% and 89%
■ Indicates a success rate below 70%

CIVITAS – illume Students



Captured on 12/7/2020

Captured on 2/4/2021



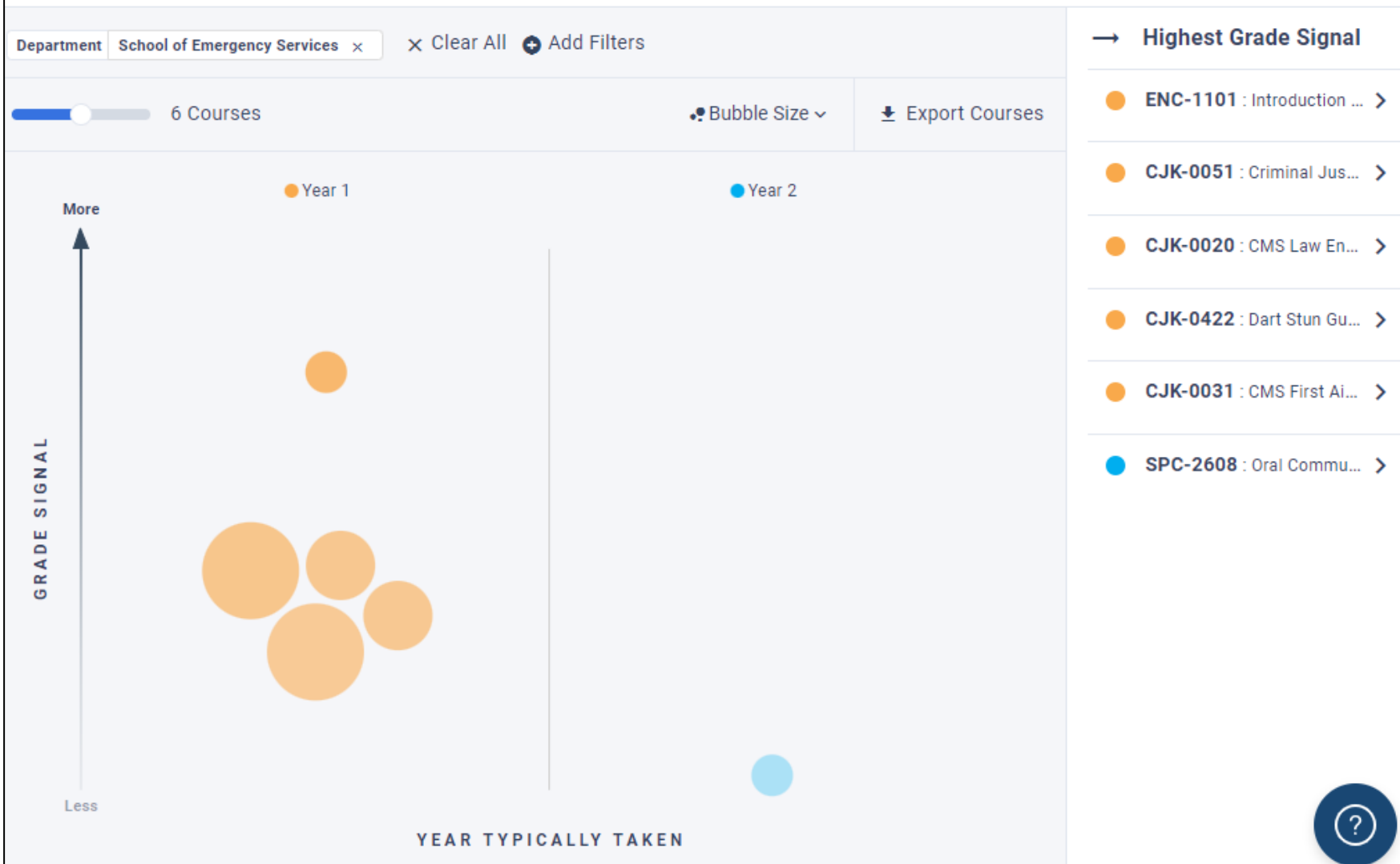
Captured on 9/8/2021

CIVITAS – illumine Courses

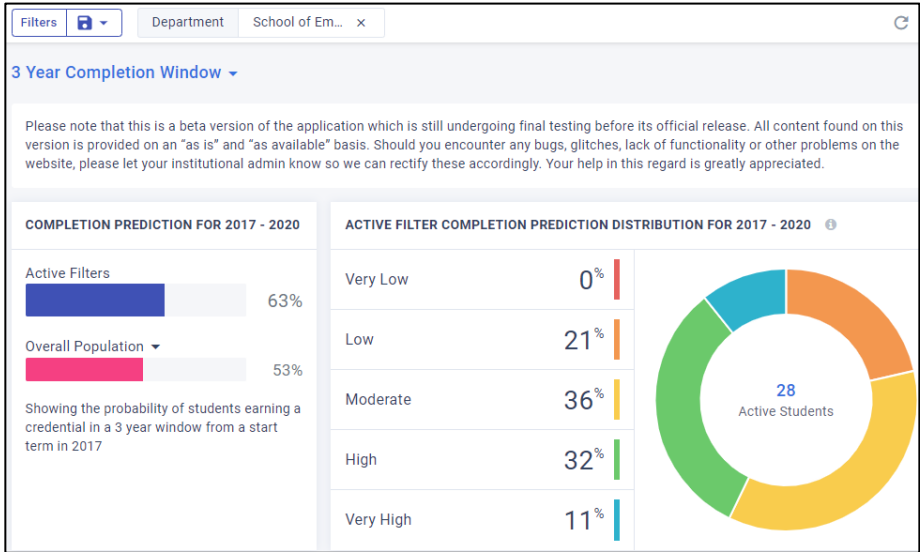
Explore courses where:

A student's course grade strongly signals graduation likelihood ▾

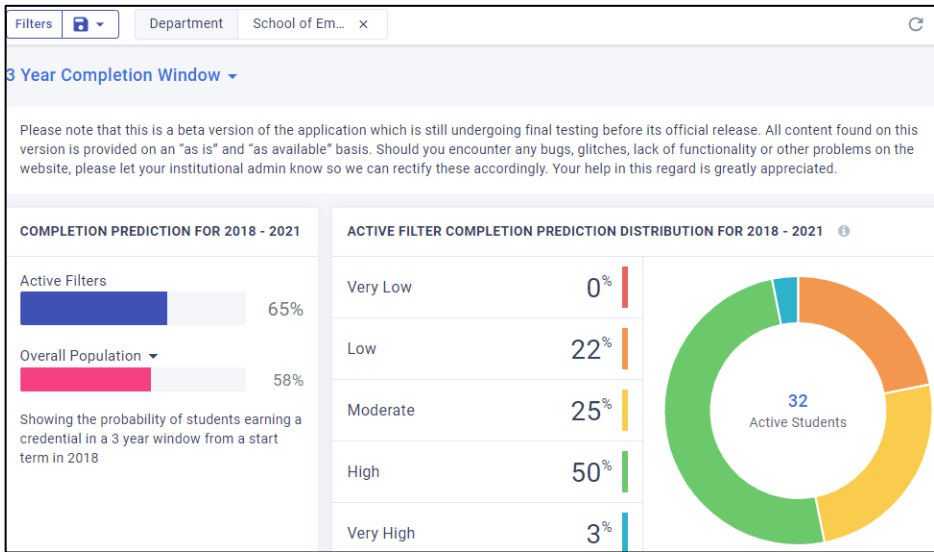
These are courses where a single letter-grade difference creates the biggest boost in graduation likelihood for an individual student. Advising students to prioritize these courses could increase their graduation likelihood.



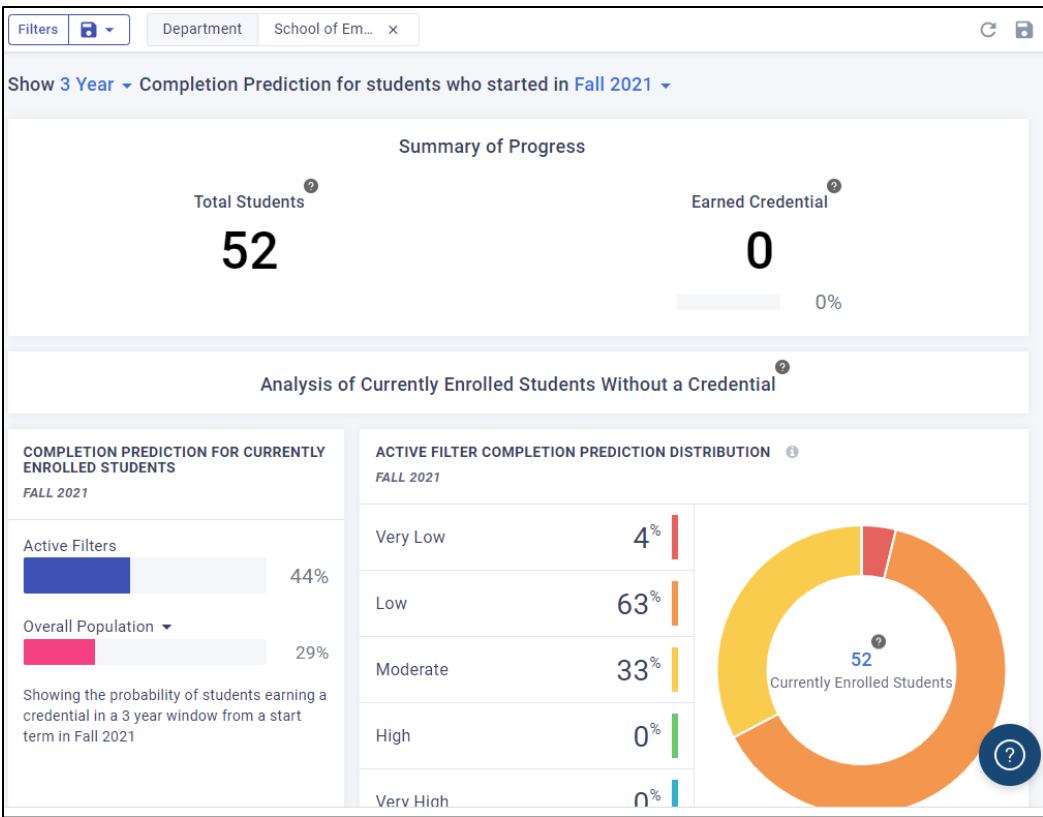
CIVITAS – illume Completion



Captured on 12/7/2020



Captured on 2/4/2021



Captured on 9/8/2021



DAYTONA STATE COLLEGE

2021-2022

Academic Affairs

Assessment Day and Program Guides

*How Does Assessment Day Data Impact
Program Requirements and Course Sequence*

Program Guides - Overview

- Given Assessment Day results, are there any changes needed to or desired for the Program Guide?
- Please Review:
 - Program Information
 - General Education Course Selections (if applicable)
 - Program Course Catalog Information
 - Program of Study (sequence of courses)

Program Guides – Information Review

- Mission statement
 - Does it accurately state the purpose and goals of the program?
- Description
 - Does it clearly portray the nature of the program and any unique characteristics (i.e. embedded certificates, industry certifications, program accreditations, etc.)?

Program Guides – General Ed. Review

- General Education Courses *(if applicable)*
 - Are the selection of courses aligned with the academic knowledge students need to be successful in the related field(s)/occupations?
 - Must be a minimum of 15 credit hours for A.S. programs *(F.A.C. 6A-10.024)*
 - A.S. programs must include at least one core course (Column I) from each general education subject area: Communications, Mathematics, Natural Science, Social Science and Humanities *(F.A.C. 6A-14.0303)*
 - A.S. programs must provide an opportunity for students entering the College to meet the Civic Literacy Competency requirement via course AMH2020 or POS2041 *(F.A.C. 6A-10.02413)*
 - Do the selection of courses allow for seamless transition to the Baccalaureate level (if applicable)?

Program Guides – Course Reqs. Review

- Program Specific Course Requirements
 - Are the courses relevant to the academic and technical skills required in the related field(s)/occupation(s)?
 - Are there any required courses offered by another department? If so, consult with that department on upcoming changes (if any).
 - Are there any courses that have not been offered in over 5 years?

Program Guides – Course Information Review

- Program Specific Course Catalog Information
 - Is the course description accurate?
 - Are the course prefix, number and/or title relevant?
 - Are the term offerings up-to-date?
 - Are the pre-requisite and co-requisite course assignments appropriate to what students need to know to be successful in the requisite (*required*) course?

Program Guide – Program of Study Review

- Program of Study
 - Is the sequence of courses structured from foundational to advanced content, as appropriate?
 - Does the sequence align with course, term offerings?
 - Does the sequence align with course, prerequisite/co-requisite assignments?
 - Are there any special notes/information missing, incorrect or desired?