

ASSESSMENT DAY

Mary Karl College of Workforce and Continuing Education
School of Workforce Careers
October 22, 2020

Strengths

Challenges

Recommendations

Academic Assessment

	LEVEL	FOCUS	CONDUCTED BY	FREQUENCY
Academic Success Committee	Program	<ul style="list-style-type: none"> Quality of assessment practices 	Committee of peers	Years 1 & 2
Instructional Program Review	Program / Cluster	<ul style="list-style-type: none"> Enrollment, retention, completion Industry certifications and job placement Program budget and staffing Advisory committees Curriculum changes 	Committee of peers	Year 3
Assessment Day	Course/ Program	<ul style="list-style-type: none"> Enrollment by demographics Graduation and retention Average class size Course success rate Placement rate SLOs, PLOs and ILOs 	Program Chair and Faculty	Years 1, 2, 3

Programs

[1054 - Air Conditioning, Refrigeration and Heating Mechanic](#)

[1011 - Air Conditioning, Refrigeration, and Heating Technology](#)

[101101 – Heating, Ventilation, Air Conditioning/Refrigeration Technology](#)

[1211 - Automotive Collision Repair and Refinishing](#)

[1201 - Automotive Service Technology](#)

[1209 - Building Trades and Construction Design Technology](#)

[1033 - Welding Technology – Applied](#)

[1214 – CNC Machining](#)

[1212 – Advanced Welding](#)

Last Assessment Day Action Items

Workforce Careers Last Assessment Meeting: 4/08/2020

For Automotive:

- Look into bookstore issues with textbooks;
- Track the students as they enter the workforce;

For Institutional Research: send Frank a list of enrolled students for Headcount;

For Welding and Machining:

- Seek Math tutoring from ASC (Math workshop) for Machining;
- Perkins and other funding to upgrade equipment and technology, leveraging all funding opportunities;
- Mandatory orientation, or zero credit course to express the expectations of the program;

For Institutional Research: send a list of students nearing graduation;

For HVAC and Construction:

- Seek Math tutoring from ASC (Math workshop);
- Identify reasons for student's not attending;
- Implement an Orientation;
- Look into bookstore issues with textbooks;

For Institutional Research:

- Send a list of students nearing graduation
- Check number of graduates for construction and HVAC

1213/1054 – Heating, Ventilation, Air Conditioning/Refrigeration Mechanic, Vocational Certificate Program Learning Outcomes

Graduates of the program will be able to:

PO1: Demonstrate the ability to safely follow rules and regulations to industry standards.

PO2: Use appropriate tools, equipment, material and electrical products used in the industry.

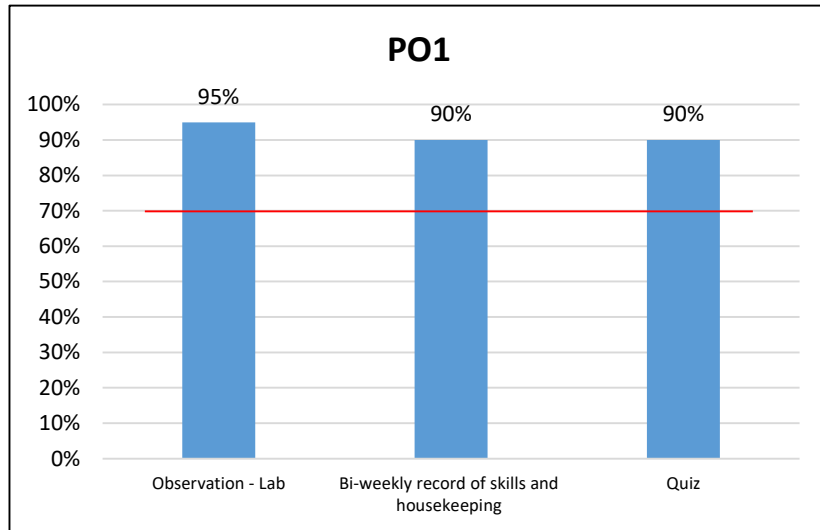
PO3: Demonstrate knowledge in all aspects of the industry including but not limited to theory, application, and troubleshooting.

PO4: Demonstrate the skills needed in the residential markets.

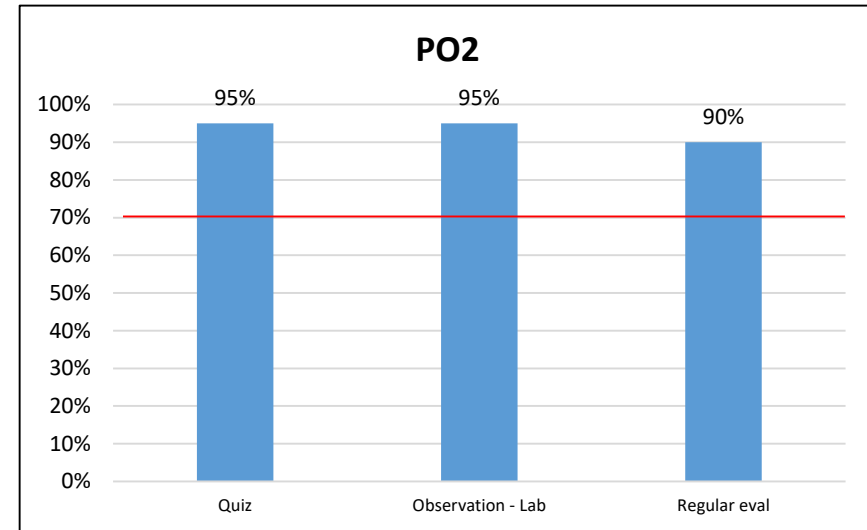
PO5: Demonstrate the process required to install and maintain a residential HVAC/R project.

Assessment Data 2019-2020

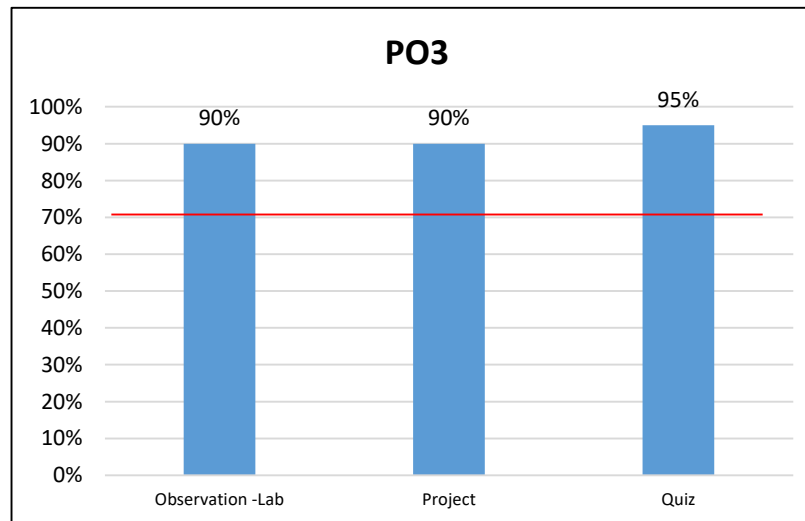
1213/1054 – Heating, Ventilation, Air Conditioning/Refrigeration Mechanic



PO1: Demonstrate the ability to safely follow rules and regulations to industry standards. *Target: 70% of students will achieve a competency level of 80% or higher.*



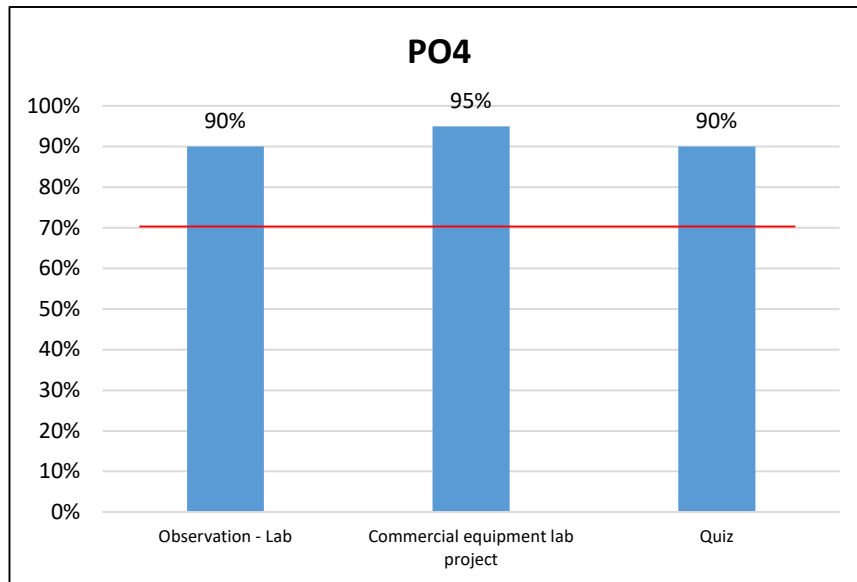
PO2: Use appropriate tools, equipment, material and electrical products used in the industry. *Target: 70% of students will achieve a competency level of 80% or higher.*



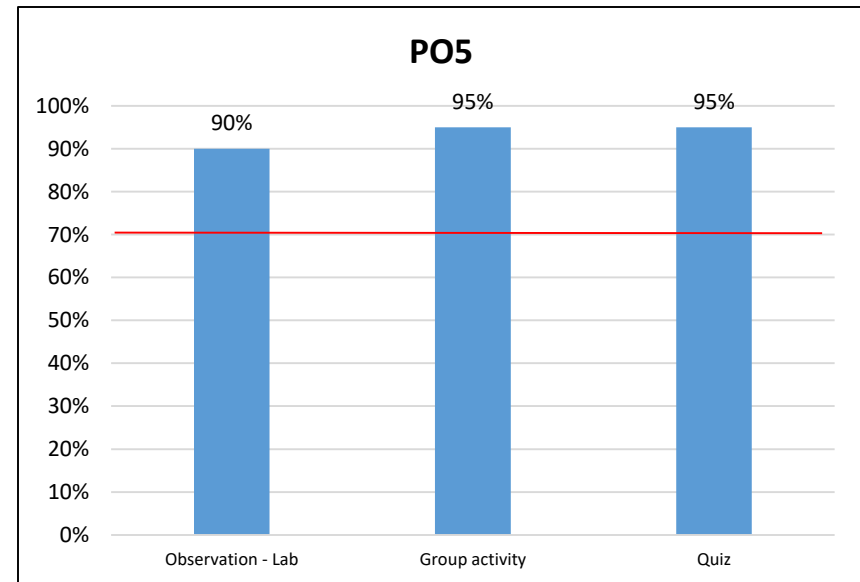
PO3: Demonstrate knowledge in all aspects of the industry including but not limited to theory, application, and troubleshooting. *Target: 70% of students will achieve a competency level of 80% or higher.*

Assessment Data 2019-2020

1213/1054 – Heating, Ventilation, Air Conditioning/Refrigeration Mechanic



PO4: Demonstrate the skills needed in the residential markets.
Target: 70% of students will achieve a competency level of 80% or higher.



PO5: Demonstrate the process required to install and maintain a residential HVAC/R project. *Target: 70% of students will achieve a competency level of 80% or higher.*

101101/1011 - Heating, Ventilation, Air Conditioning/Refrigeration Technology, Vocational Certificate Program Learning Outcomes

Graduates of the program will be able to:

PO1: Demonstrate the ability to direct safety rules and regulations to industry standards.

PO2: Use advanced tools, equipment, material and electrical products found in the industry.

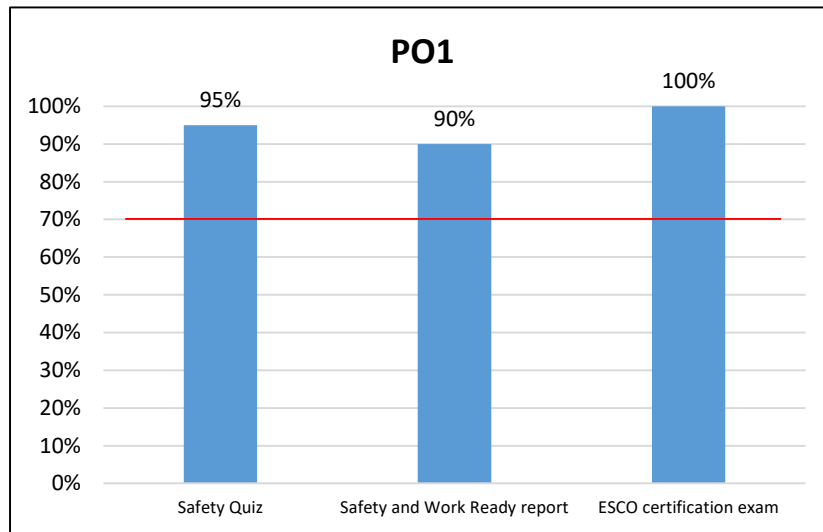
PO3: Demonstrate proficiency in all aspects of the industry including but not limited to theory, application, and troubleshooting.

PO4: Demonstrate the skills required in the residential and commercial and markets.

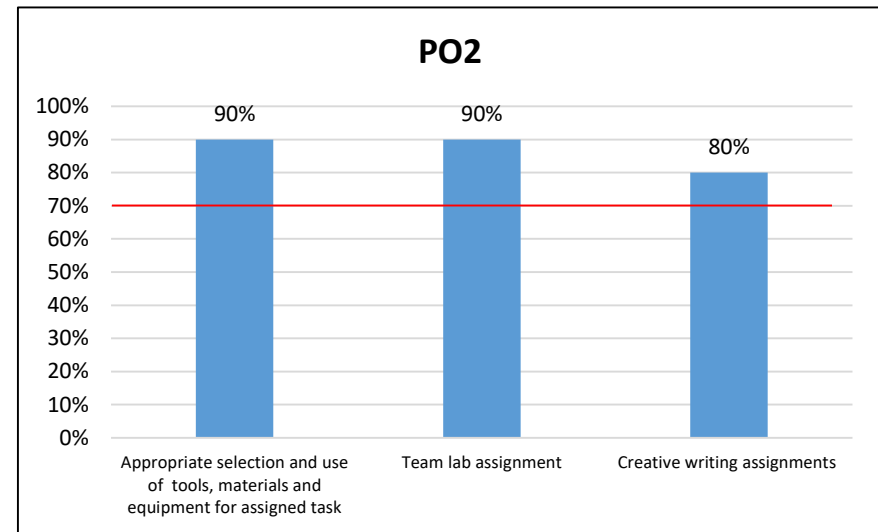
PO5: Demonstrate the process required to install, maintain and service a residential or commercial HVAC/R project.

Assessment Data 2019-2020

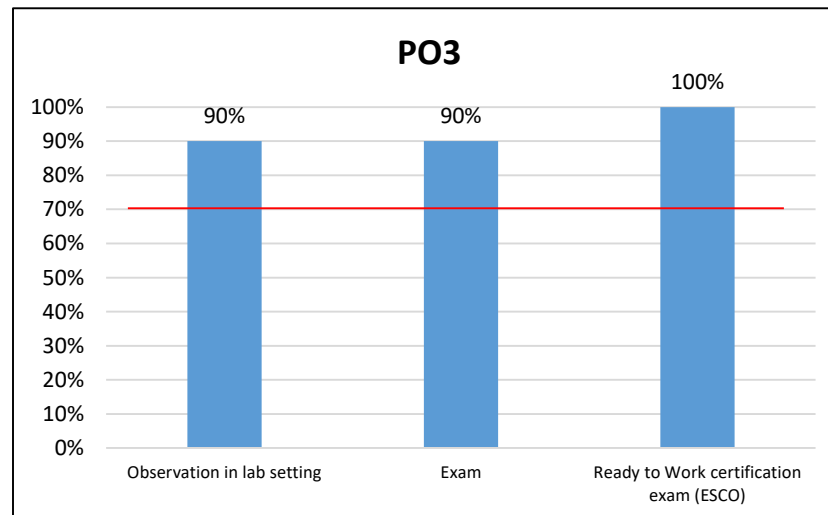
101101/1011 - Heating, Ventilation, Air Conditioning/Refrigeration Technology



PO1: Demonstrate the ability to direct safety rules and regulations to industry standards. *Target: 70% percent of students will achieve 80% higher on the assessments*



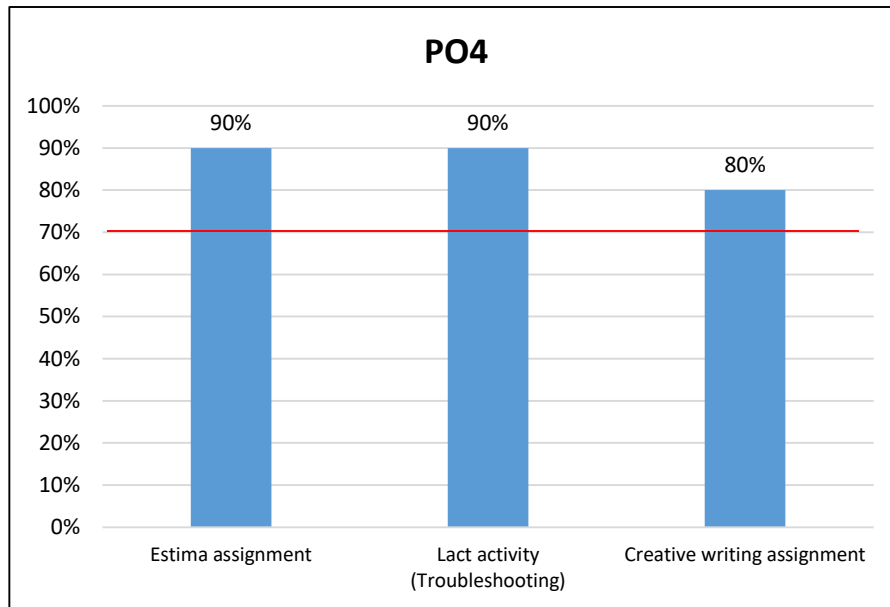
PO2: Use advanced tools, equipment, material and electrical products found in the industry. *Target: 70% percent of students will achieve 80% higher on the assessments*



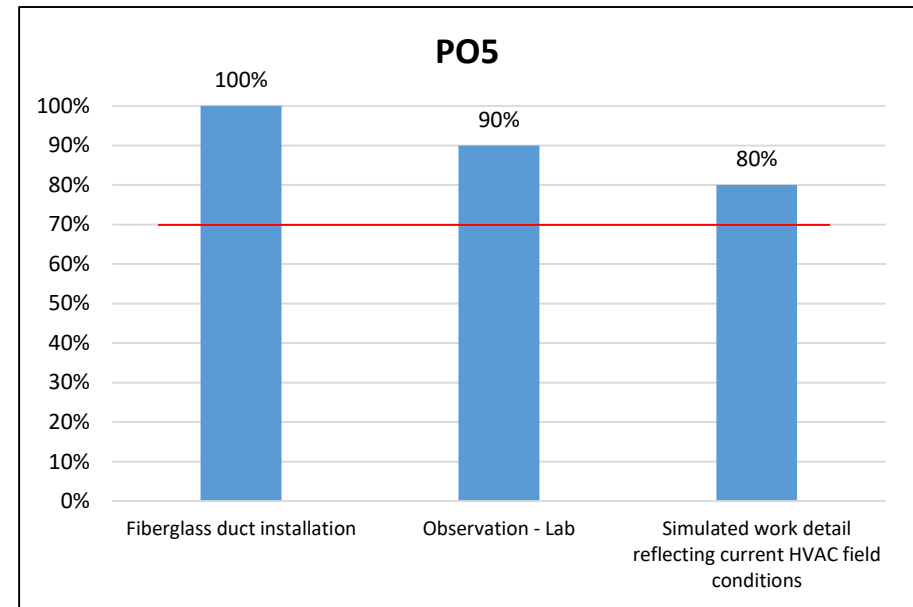
PO3: Demonstrate proficiency in all aspects of the industry including but not limited to theory, application, and troubleshooting. *Target: 70% of students will achieve 80% or higher in all assessment measures.*

Assessment Data 2019-2020

101101/1011 - Heating, Ventilation, Air Conditioning/Refrigeration Technology



PO4: Demonstrate the skills required in the residential and commercial and markets. *Target: 70% of students will achieve 80% or higher in all assessment measures.*



PO5: Demonstrate the process required to install, maintain and service a residential or commercial HVAC/R project. *Target: 70% of the students achieving 80% or higher in all assessment measures*

1211 - Automotive Collision Repair and Refinishing Program Learning Outcomes

Graduates of the program will be able to:

PO1: Demonstrate the ability to follow safety rules and regulations to NATEF standards.

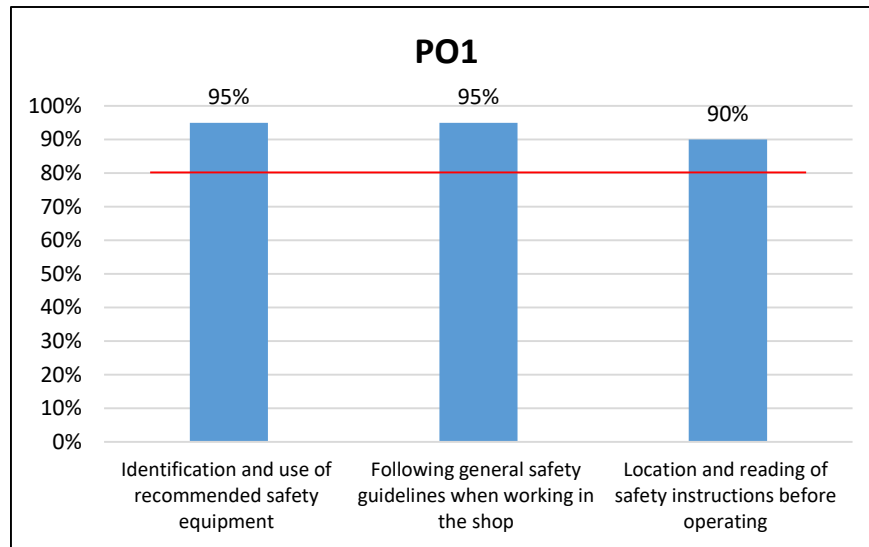
PO2: Use appropriate tools, equipment, material and computerized products found in the industry.

PO3: Demonstrate proficiency in all aspects of the industry including but not limited to theory, application, and troubleshooting.

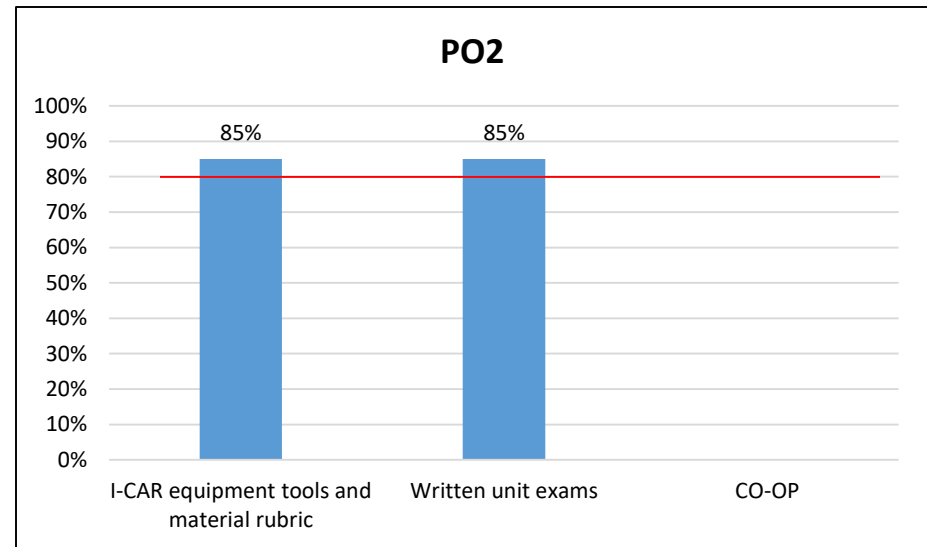
PO4: Demonstrate the skills needed in collision repair and refinishing.

Assessment Data 2019-2020

1211 - Automotive Collision Repair and Refinishing



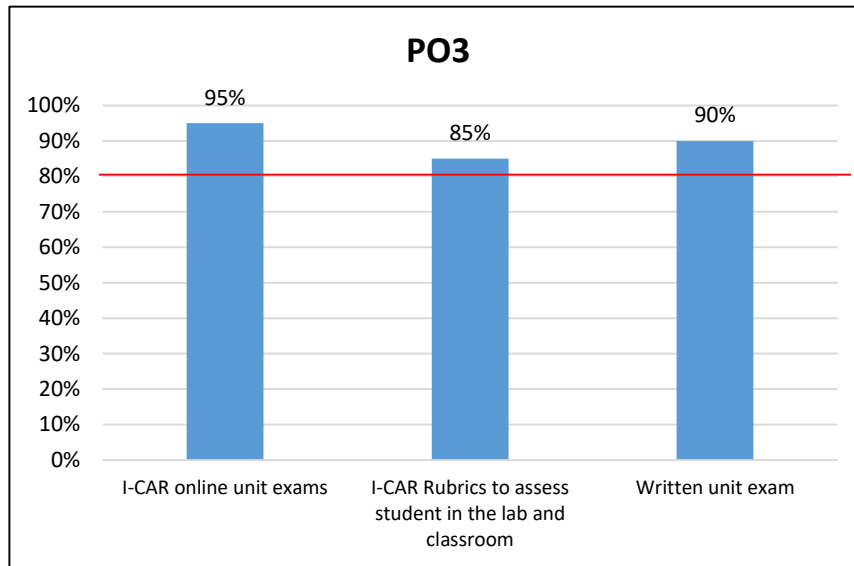
PO1: Demonstrate the ability to follow safety rules and regulations to NATEF standards. *Target: 80 % of the students achieved an 80% or better on the I-CAR safety rules and regulations rubric*



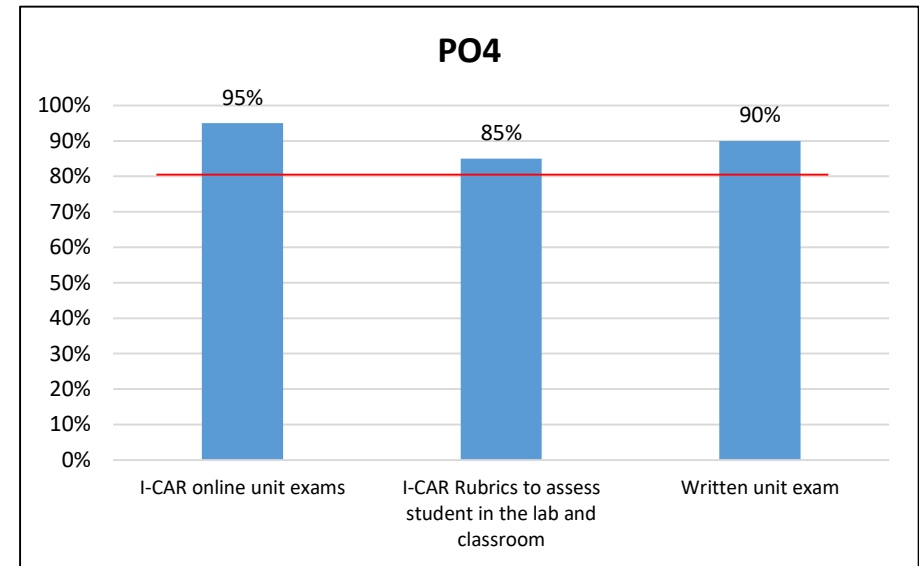
PO2: Use appropriate tools, equipment, material and computerized products found in the industry. *Target: 80% of the students achieved an 80% or better on I-CAR equipment tools and material rubric.*

Assessment Data 2018-2019

1211 - Automotive Collision Repair and Refinishing



PO3: Demonstrate proficiency in all aspects of the industry including but not limited to theory, application, and troubleshooting. *Target: 80% of the students achieved an 80% or better on several I-CAR theory, application, troubleshooting and safety rubrics.*



PO4: Demonstrate the skills needed in collision repair and refinishing. *Target: 80% of the students achieved an 80% or better on commercial and industrial I-CAR rubrics.*

1201 - Automotive Service Technology Program Learning Outcomes

Graduates of the program will be able to:

PO1: Demonstrate appropriate employability skills.

PO2: Safely perform industry light line service procedures as described by NATEF.

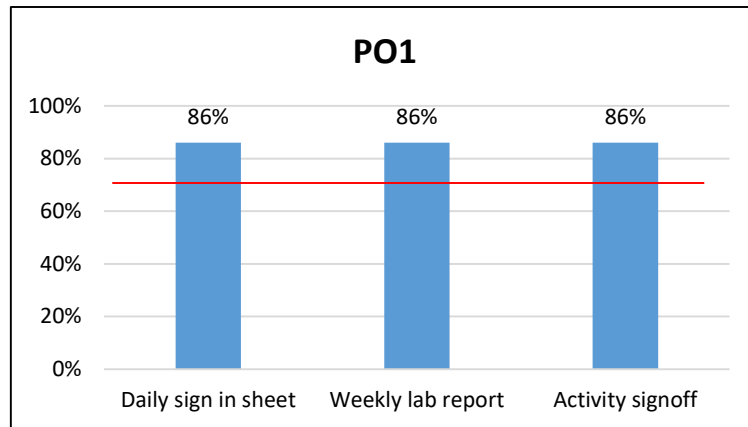
PO3: Diagnose automotive systems.

PO4: Service automotive systems.

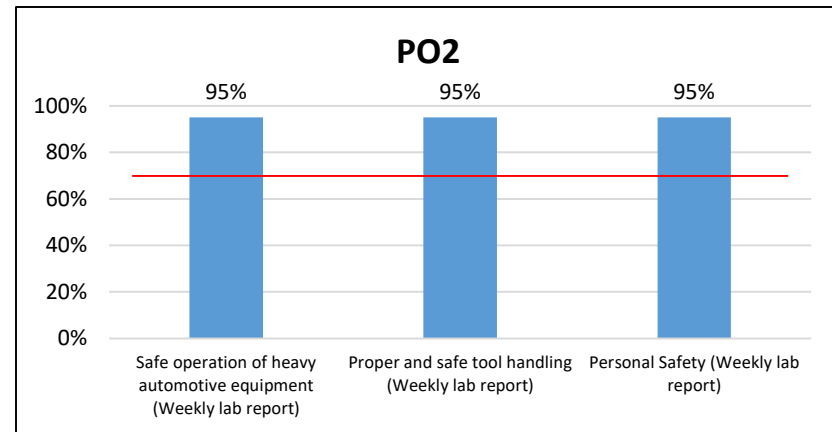
PO5: Repair automotive systems.

Assessment Data 2019-2020

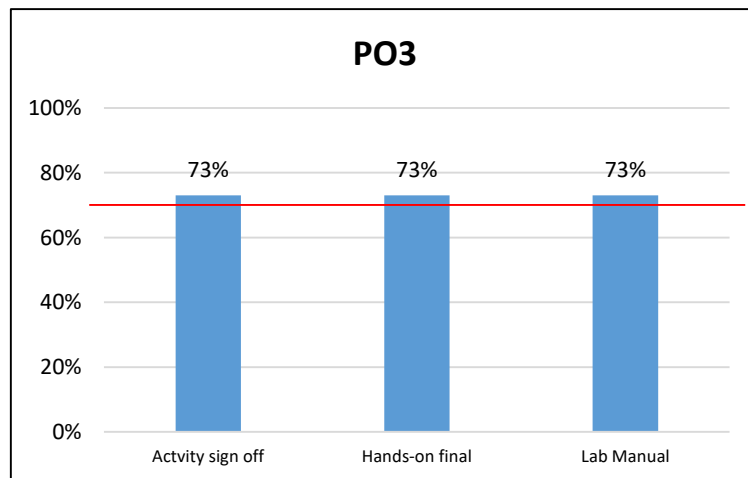
1201 - Automotive Service Technology



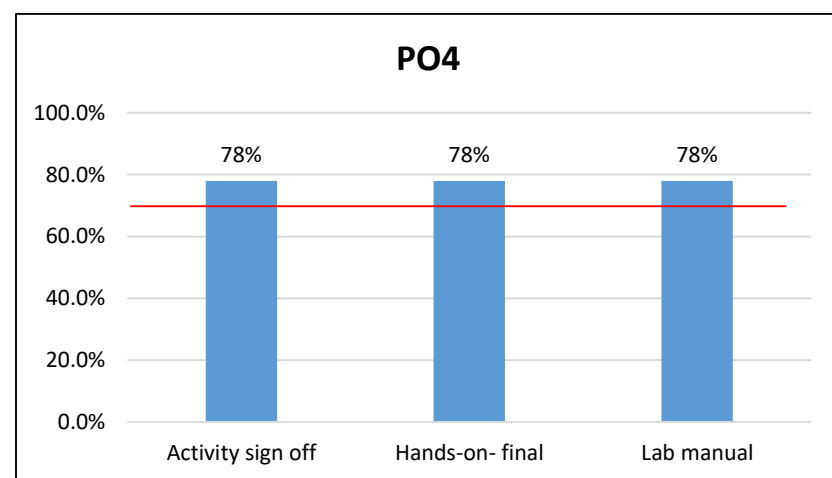
PO1: Demonstrate appropriate employability skills. *Target: 70% of the students must successfully complete all of the assessment measures.*



PO2: Safely perform industry light line service procedures as described by NATEF. *Target: 70% of the students must successfully complete all of the assessment measures.*



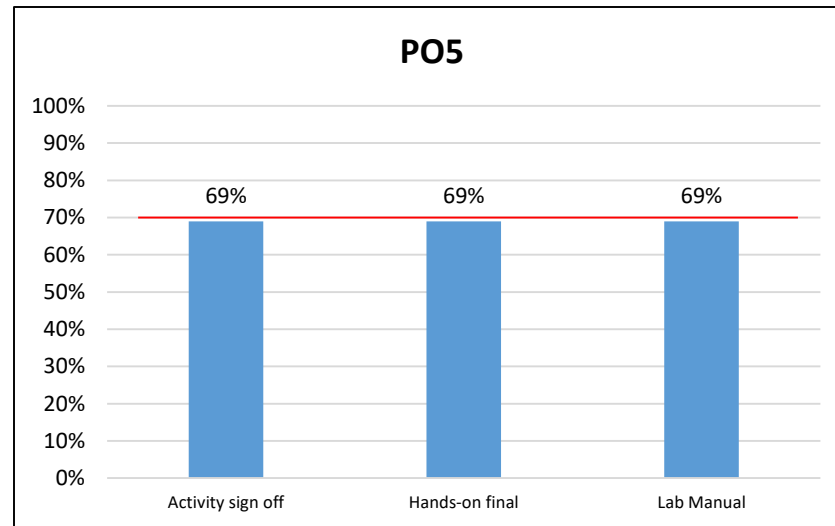
PO3: Diagnose automotive systems. *Target: 70% of the students must successfully complete all of the assessment measures.*



PO4: Service automotive systems. *Target: 70% of the students must successfully complete all of the assessment measures.*

Assessment Data 2019-2020

1201 - Automotive Service Technology



PO5: Repair automotive systems. *Target: 70% of the students must successfully complete all of the assessment measures.*

1214/1202 – CNC Machining Program Learning Outcomes

Graduates of the program will be able to:

PO1: Demonstrate the ability to follow safety rules and regulations to machining standards.

PO2: Utilize appropriate machine tooling, equipment, materials and electrical products found in the industry.

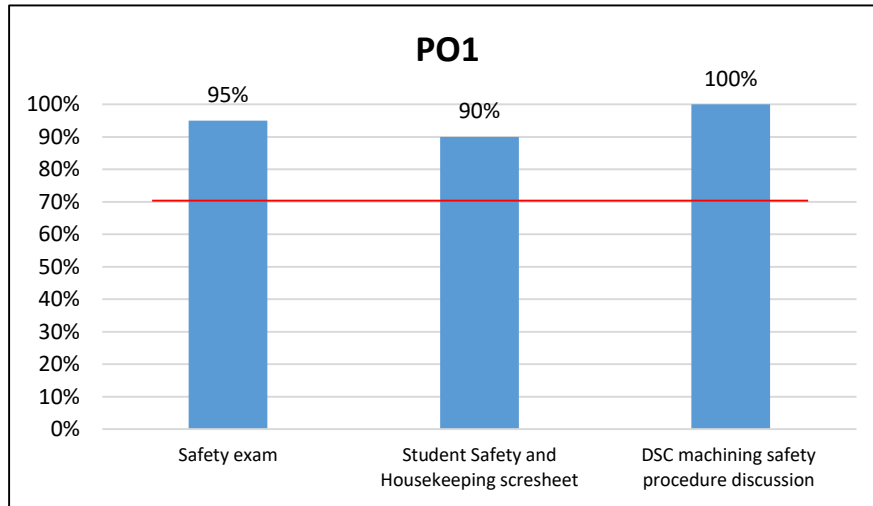
PO3: Demonstrate proficiency in all aspects of the industry including but not limited to theory, application, and troubleshooting.

PO4: Demonstrate the steps needed to successfully complete projects.

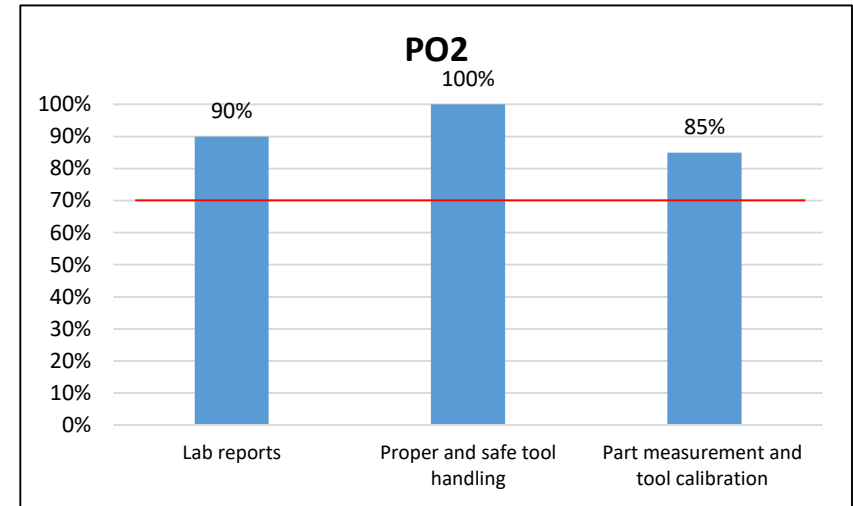
PO5: Demonstrate the skills needed in the commercial and industrial markets.

Assessment Data 2019-2020

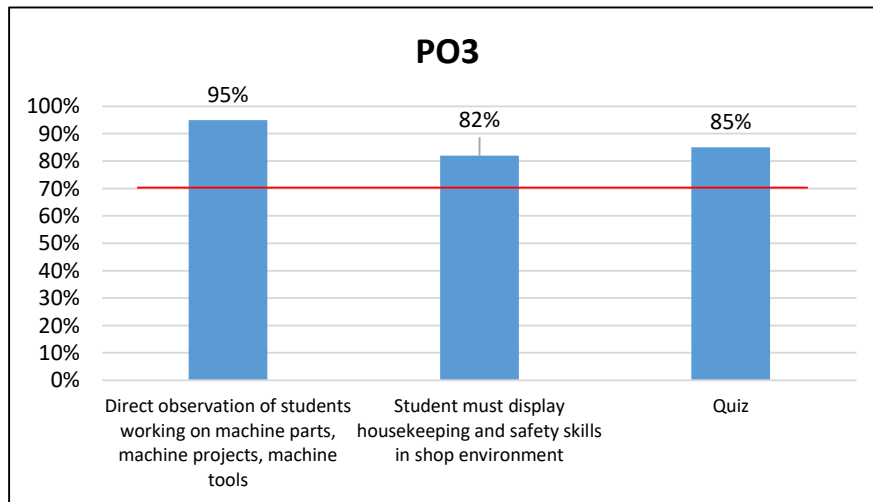
1214/1202 – CNC Machining



PO1: Demonstrate the ability to follow safety rules and regulations to machining standards. *Target: 70% of students must score 80% or higher on all assessment measures*

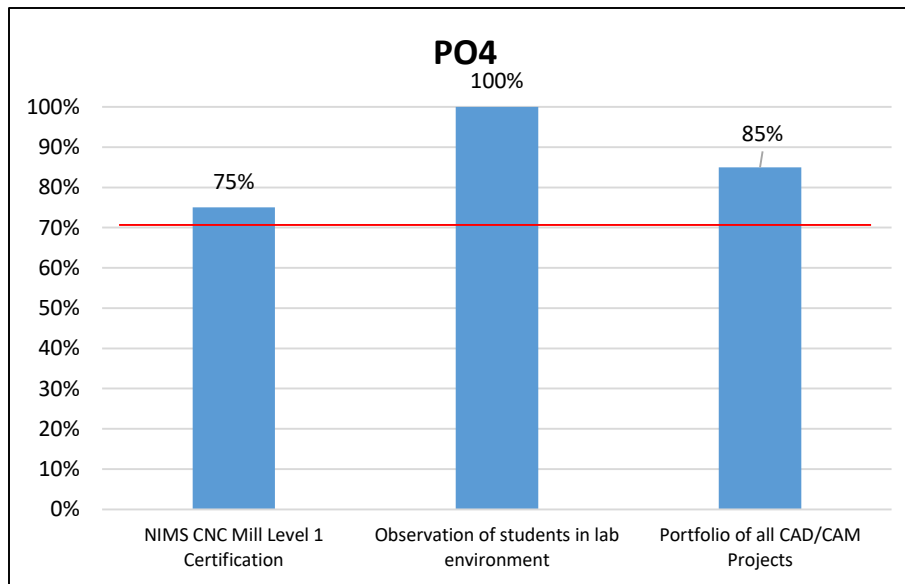


PO2: Utilize appropriate machine tooling, equipment, materials and electrical products found in the industry. *Target: 70% of the students achieving 80% or higher in all assessment measures*

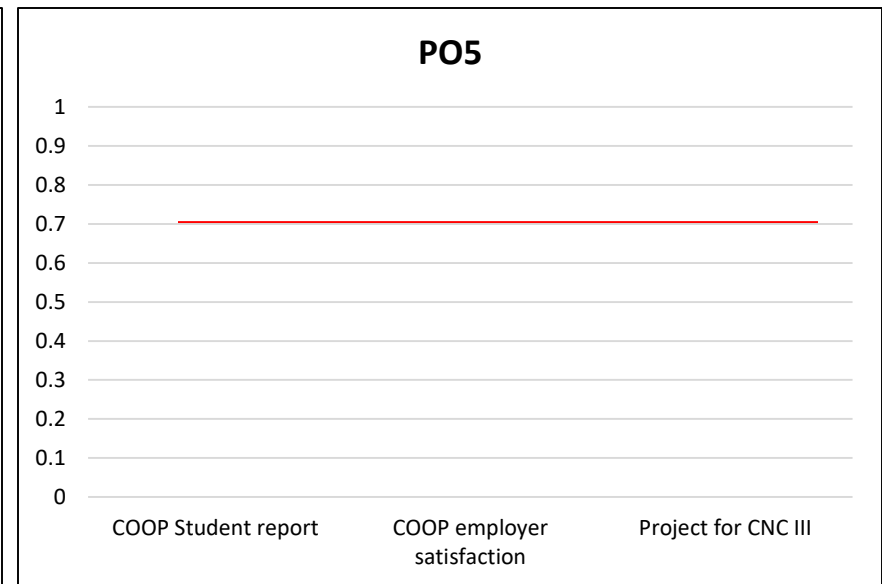


PO3: Demonstrate proficiency in all aspects of the industry including but not limited to theory, application, and troubleshooting. *Target: 70% of the students achieving 80% or higher in all assessment measures*

Assessment Data 2019-2020 1214/1202 – CNC Machining



PO4: Demonstrate the steps needed to successfully complete projects.
Target: 70% of students achieving 80% or higher in all assessment measures



PO5: Demonstrate the skills needed in the commercial and industrial markets. *Target: 70% of students achieving 80% or higher in all assessment measures*

1033 - Welding Technology - Applied Program Learning Outcomes

Graduates of the program will be able to:

PO1: Demonstrate the ability to safely follow rules and regulations to welding certification standards.

PO2: Use appropriate tools, equipment, material, and electrical products found in industry.

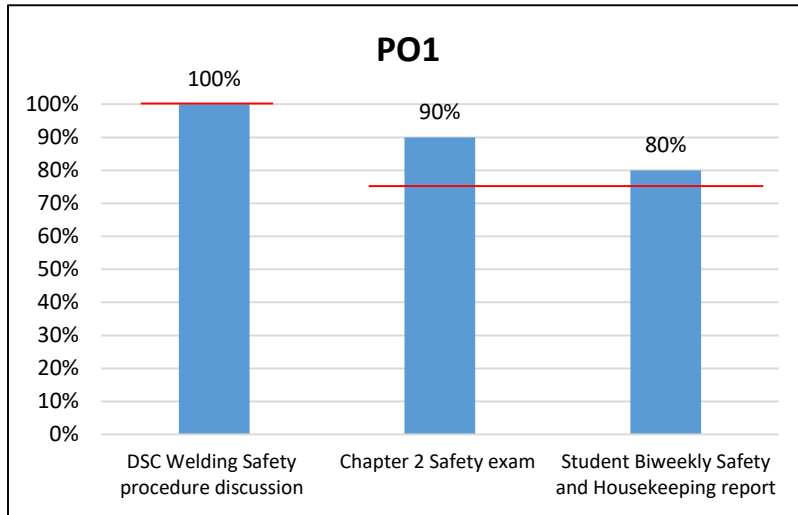
PO3: Demonstrate proficiency in all aspects of the industry including but not limited to theory, application, and troubleshooting.

PO4: Demonstrate the skills needed in the commercial and industrial markets.

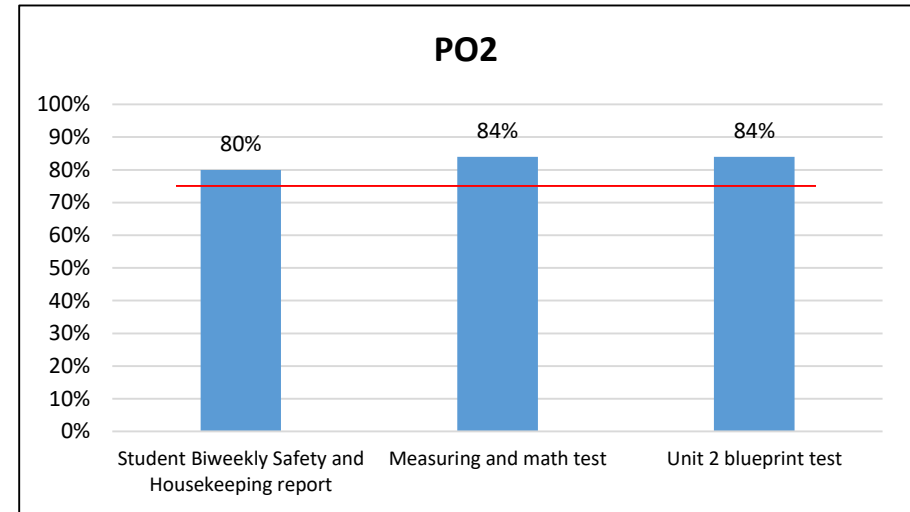
PO5: Demonstrate the steps needed to initiate and complete a blueprint project.

Assessment Data 2019-2020

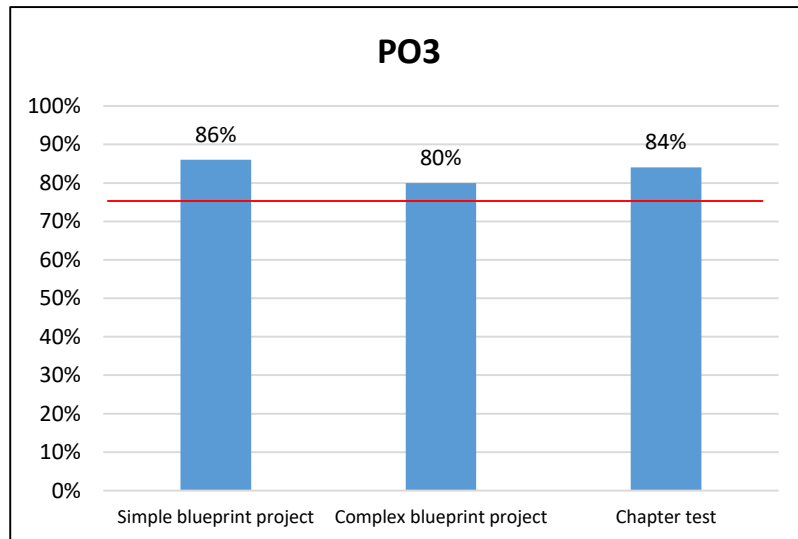
1033 - Welding Technology - Applied



PO1: Demonstrate the ability to safely follow rules and regulations to welding certification standards. *Target: 100% students discussing and signing the DSC Welding Safety procedure. 75% of students achieving 80% or higher in the Safety exams and Student Biweekly Safety and Housekeeping report*



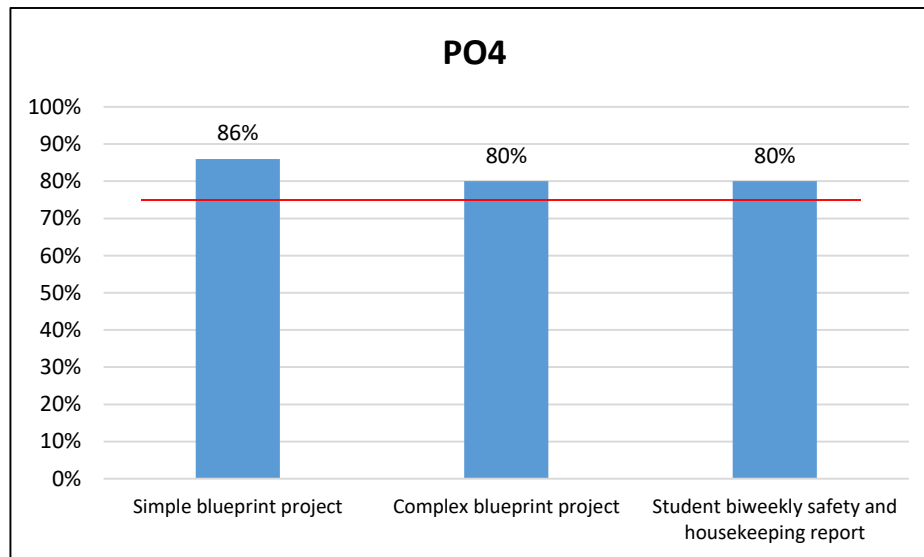
PO2: Use appropriate tools, equipment, material, and electrical products found in industry. *Target: 75% of students achieving 80% or higher in all assessment measures.*



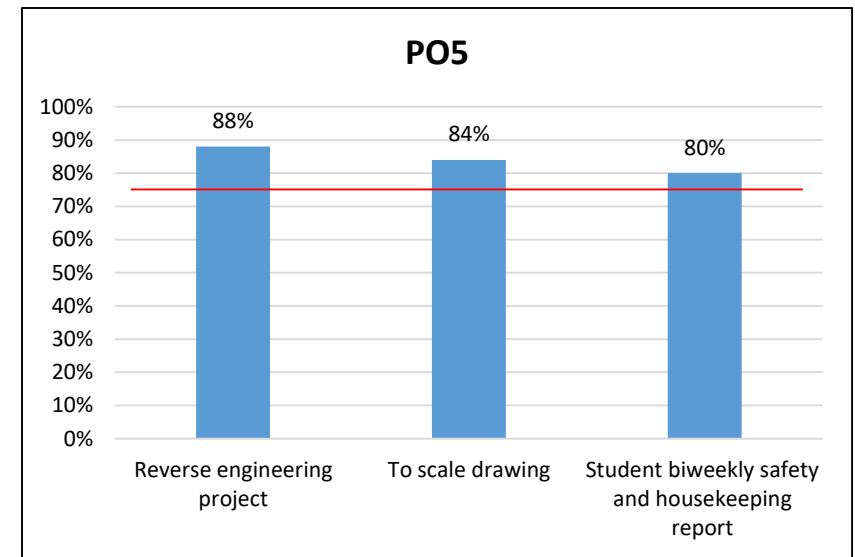
PO3: Demonstrate proficiency in all aspects of the industry including but not limited to theory, application, and troubleshooting. *Target: 75% of students achieving 80% or higher in all assessment measures.*

Assessment Data 2019-2020

1033 - Welding Technology - Applied



PO4: Demonstrate the skills needed in the commercial and industrial markets. *Target: 75% of students achieving 80% or higher in all assessment measures*



PO5: Demonstrate the steps needed to initiate and complete a blueprint project. *Target: 75% of students achieving 80% or higher in all assessment measures*

1209 – Building Trades and Construction Design Tech. Program Learning Outcomes

Graduates of the program will be able to:

PO1: Demonstrate an understanding of the construction industry and related occupations including but not limited to OSHA safety practices, selection and use of basic hand and power tools, and understanding of construction related documents.

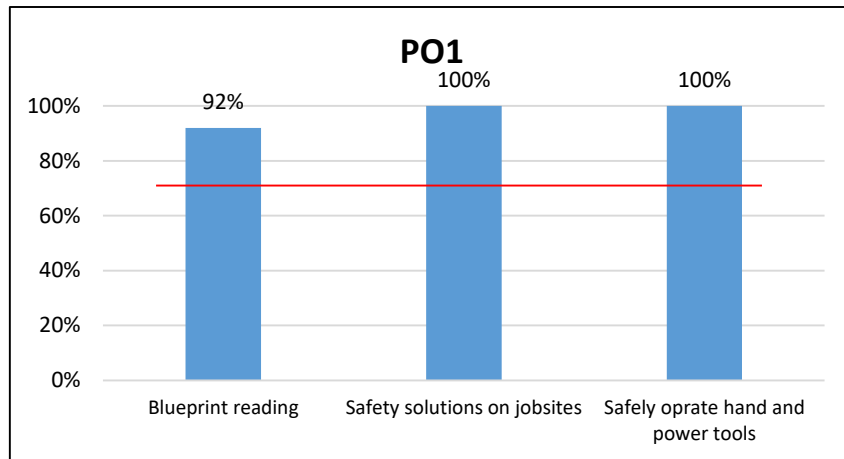
PO2: Apply rough and finish carpentry, masonry, electrical, plumbing and air conditioning skills.

PO3: Develop employability and entrepreneurship skills.

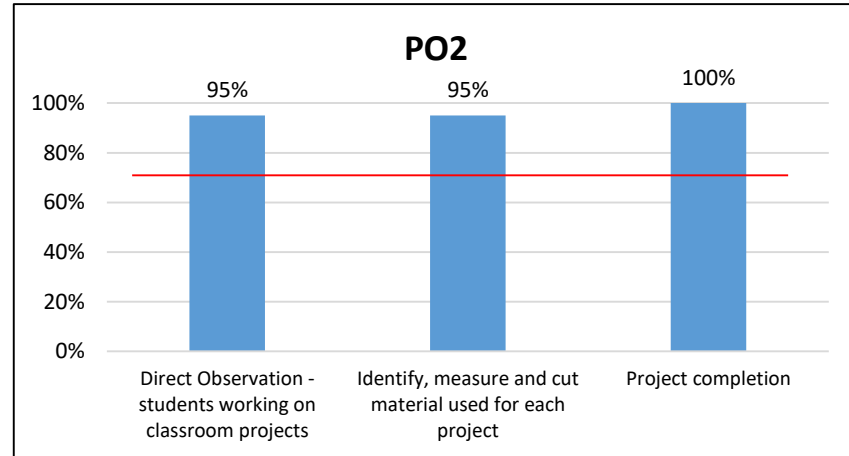
PO4: Demonstrate the ability to plan and implement projects within the construction field.

Assessment Data 2019-2020

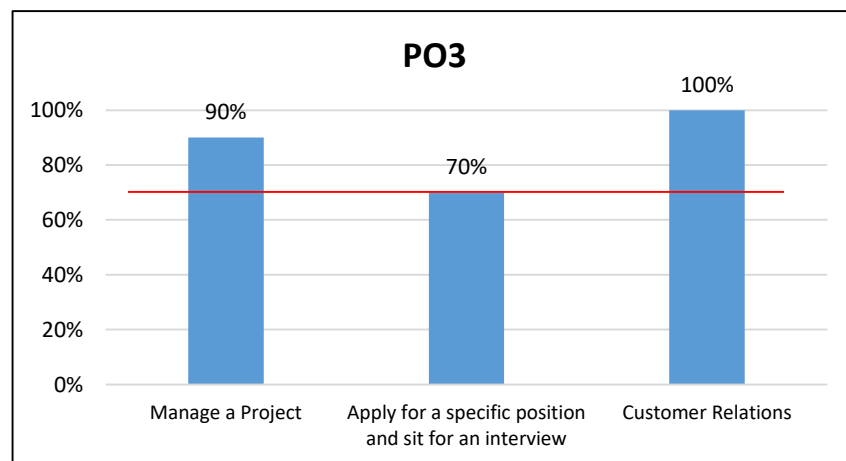
1209 – Building Trades and Construction Design Tech.



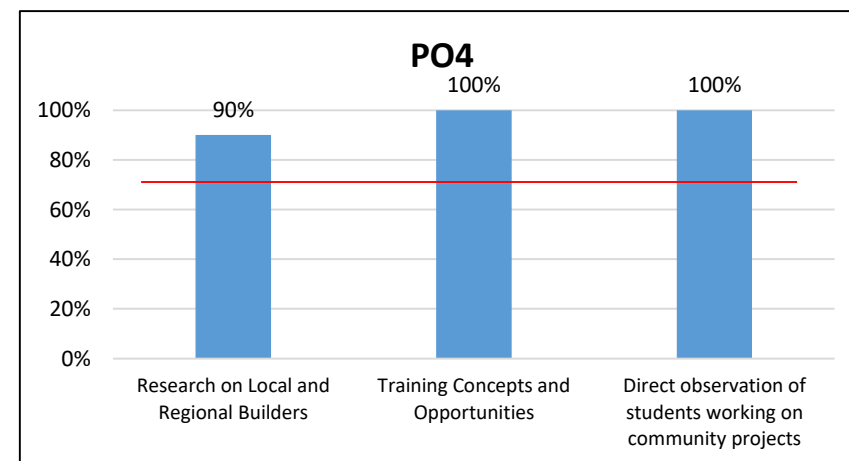
PO1: Demonstrate an understanding of the construction industry and related occupations including but not limited to OSHA safety practices, selection and use of basic hand and power tools, and understanding of construction related documents. *Target: 70% of students will achieve 80% or higher in all assessment measures.*



PO2: Apply rough and finish carpentry, masonry, electrical, plumbing and air conditioning skills. *Target: 70% of students will achieve 80% or higher in all assessment measures.*



PO3: Develop employability and entrepreneurship skills. *Target: 70% of students will achieve 80% or higher in all assessment measures.*



PO4: Demonstrate the ability to plan and implement projects within the construction field. *Target: % of students will achieve 80% or higher in all assessment measures*

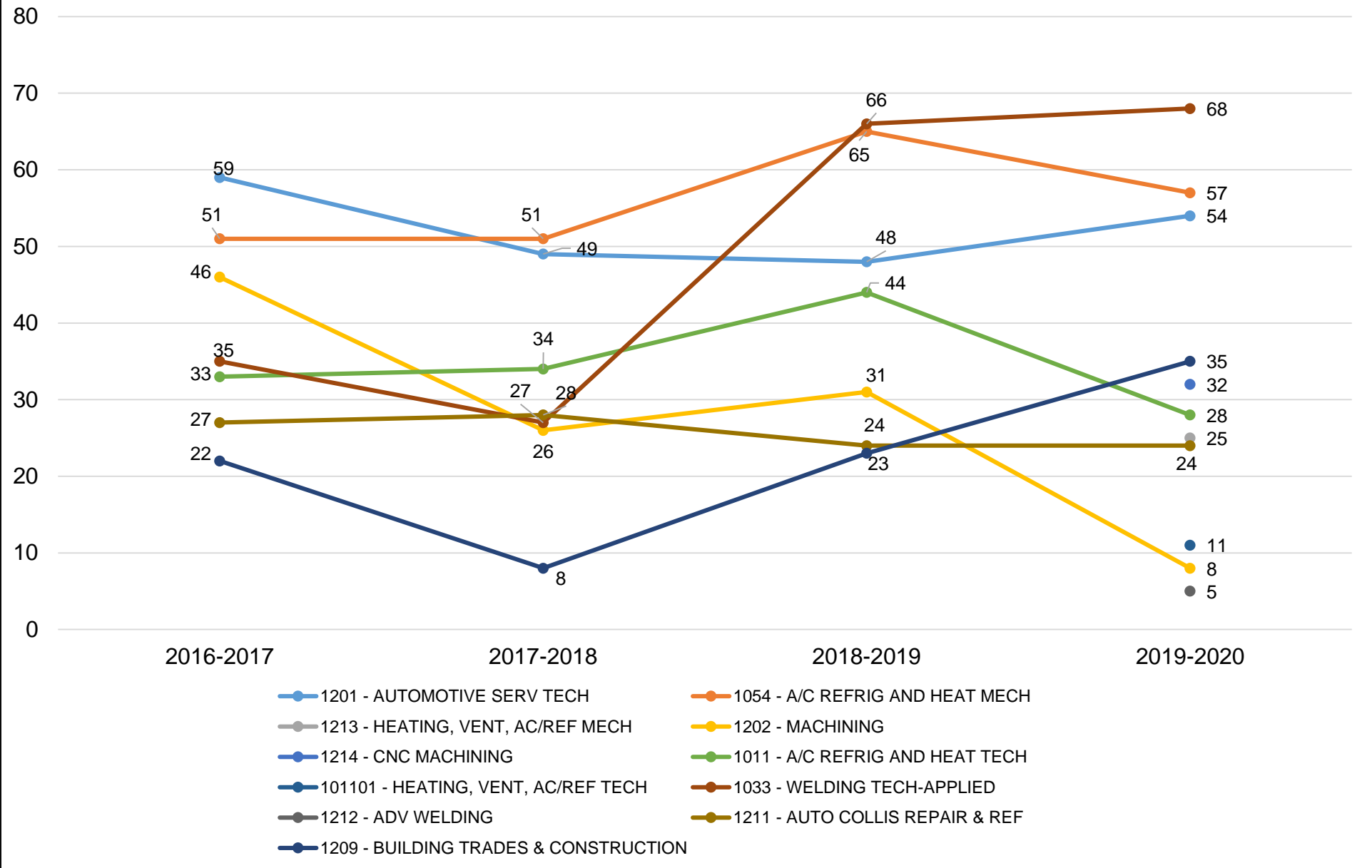
Assessment Data

Program vs. Institutional Learning Outcomes

Program	Critical/ Creative Thinking		Communication		Cultural Literacy		Information and Technical Literacy	
	18/19	19/20	18/19	19/20	18/19	19/20	18/19	19/20
Heating, Ventilation, Air Conditioning/Refrigeration Mechanic (1213/1054)	85%-90%	85%-95%	85%-90%	80%-85%	90%	80%-95%	80%-95%	80%-90%
Heating, Ventilation, Air Conditioning/Refrigeration Technology (101101/1011)	95%	85%-95%	90%-100%	85%-90%	70%-80%	80%-90%	90%	80%-100%
Automotive Collision Repair and Refinishing (1211)	90%	85%-95%	90%	90%-95%	88%-95%	85%-95%	100%	100%
Automotive Service Technology (1201)	84%	86%	84%	86%	84%	86%	84%	86%
Building Trades and Construction Design Technology (1209)	90%-95%	95%	100%	100%	95%	95%-100%	95%-100%	95%-100%
CNC Machining (1214/1202)	80%-90%	80%-90%	78%-90%	90%	75%-100%	100%	77%-92%	75%-95%
Welding Technology – Applied (1033)	83%-92%	80%-88%	80%-92%	80%-88%	80%-92%	80%-88%	80%-92%	80%-88%

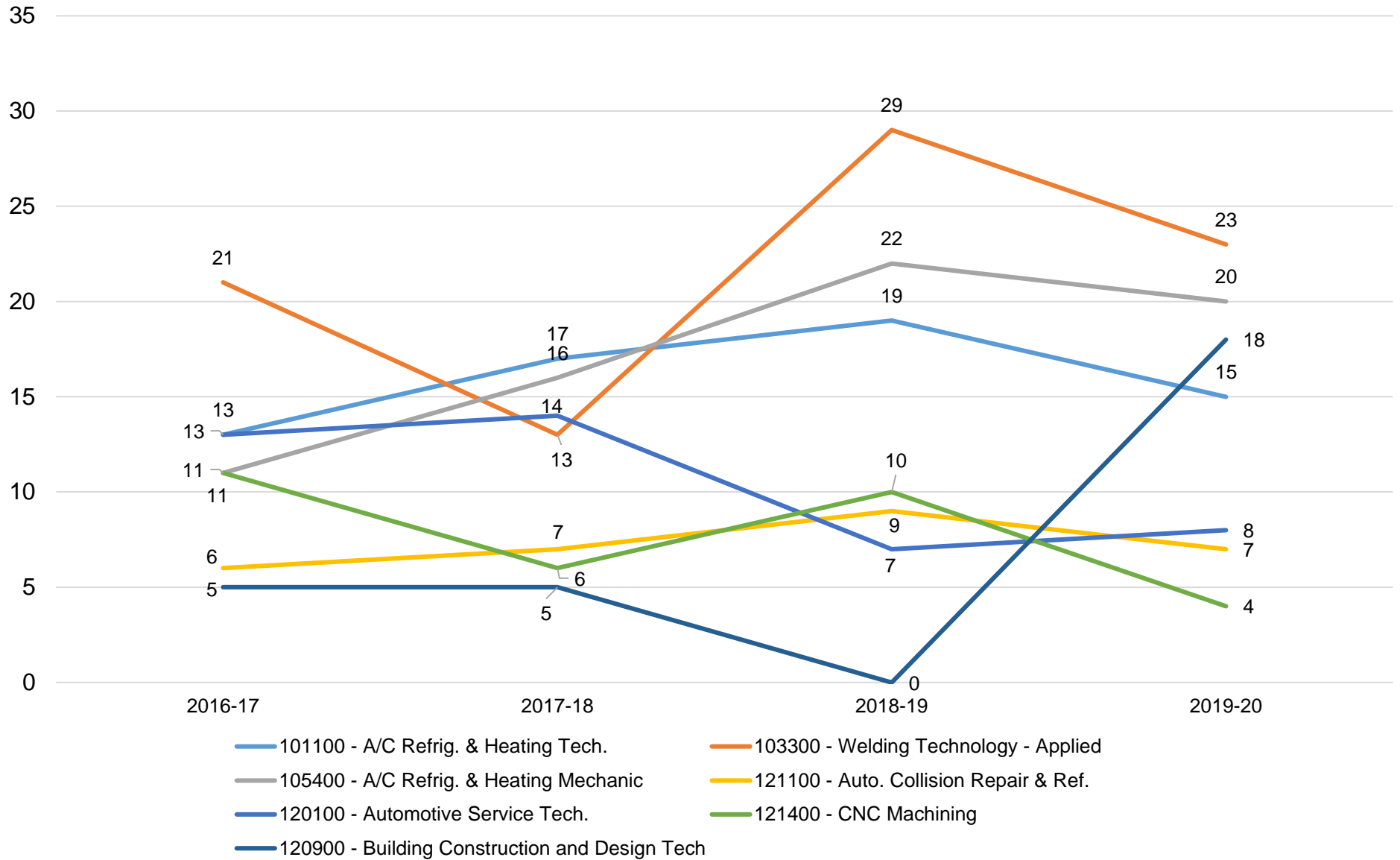
Source: School of Education Assessment Reports

Headcount by Program



Students are duplicated across programs, unduplicated in the total.

Number of Graduates by Program



Number of Graduates by Race/Ethnicity

Program and Race/Ethnicity	2018-2019	2019-2020
103300 - Welding Technology - Applied	29	23
Black	1	
Hispanic/Latino	7	1
Two or More Races	2	
Unknown		1
White	19	21
105400 - A/C Refrig. & Heating Mechanic	22	20
American Indian	1	
Black		2
Hispanic/Latino	5	4
Native Hawaiian	1	
Two or More Races	1	
Unknown	1	
White	13	14
120100 - Automotive Service Tech. Cert.	7	8
Black	1	
Hispanic/Latino		1
Two or More Races	1	2
White	5	5
120900 - Building Trades/Const Tech	0	18
Black		3
Hispanic/Latino		4
Two or More Races		1
White		10

Program and Race/Ethnicity	2018-2019	2019-2020
121100 - Auto Collision Repair/ Refinishing	9	7
Black	1	1
Hispanic/Latino	5	5
Two or More Races	1	
White	2	1
121400 - CNC Machining	10	4
Black		2
Hispanic/Latino	4	1
White	6	1
101100 - A/C Refrig. & Heating Tech.	19	15
American Indian	1	
Black		1
Hispanic/Latino	5	4
Two or More Races	1	
Unknown	1	
White	11	10
Grand Total	96	95

Time to Degree by Program

Program	Average of Yrs to Degree
103300 - Welding Technology - Applied	0.56
105400 - A/C Refrig. & Heating Mechanic	0.96
120100 - Automotive Service Tech. Cert.	1.82
120900 - Building Trades/Const Tech	0.56
121100 - Auto Collision Repair/ Refinis	0.70
121400 - CNC Machining	0.42
101100 - A/C Refrig. & Heating Tech.	0.56

Graduation Rates (1 of 2)

Major	First Fall Term in Major		Graduation			
	Fall Term	# Students	Graduated within 150% Time	Graduation Rate	Graduated within 200% Time	Graduation Rate
1011- A/C Refrig and Heat Mech	FA16	18	7	39%	9	50%
	FA17	12	6	50%	8	67%
	FA18 – 200% In progress	19	5	26.3%	5	26.3%
	FA19 – In progress	15	4	26.7%	4	26.7%
101101 – Heating, Vent, AC/Ref Technician	FA19 – In progress	3	0	0%	0	0%
1033- Welding Tech- Applied	FA16	18	14	78%	14	78%
	FA17	25	11	44%	11	44%
	FA18 – 200% In progress	40	29	72.5%	29	72.5%
	FA19 – In progress	45	17	37.8%	17	37.8%
1054- A/C Refrig and Heat Tech	FA16	17	9	53%	9	53%
	FA17	12	4	33%	4	33%
	FA18 – 200% In progress	32	13	40.6%	15	46.9%
	FA19 – In progress	23	0	0%	0	0%

Workforce Completion Rate for 150%: 34.28% and for 200%: 41.09%

Graduation Rates (2 of 2)

Major	First Fall Term in Major		Graduation			
	Fall Term	# Students	Graduated within 150% Time	Graduation Rate	Graduated within 200% Time	Graduation Rate
1211- Auto Collis Repair & Ref	FA16	10	6	60%	6	60%
	FA17	8	5	63%	5	63%
	FA18 – 200% In progress	6	5	83.3%%	5	83.3%%
	FA19 – In progress	9	0	0%	0	0%
1201- Automotive Service Tech	FA16	21	0	0%	4	19%
	FA17	13	1	8%	4	31%
	FA18 – 200% In progress	23	1	4.4%	5	21.7%
	FA19 – In progress	24	0	0%	0	0%
1214/1202- CNC Machining	FA16	22	9	41%	10	45%
	FA17	11	3	27%	4	36%
	FA18 – 200% In progress	14	6	43%	6	43%
	FA19 – In progress	27	9	33.3%	9	33.3%
1209 – Building Trades and Construction Tech	FA16	16	3	19%	3	19%
	FA17	5	3	60%	3	60%
	FA18 – 200% In progress	12	7	58%	7	58%
	FA19 – In progress	13	6	46.2%	6	46.2%
1212 – Advanced Welding	FA19 – In progress	5	0	0%	0	0%

Workforce Completion Rate for 150%: 34.28% and for 200%: 41.09%

Graduation Rates by Race/Ethnicity (1 of 2)

Major	Fall Term	Race/Ethnicity	# Students	Graduation			
				Graduated within 150% Time	Graduation Rate	Graduated within 200% Time	Graduation Rate
1011- A/C Refrig and Heat Mech	FA17	Hispanic	2	1	50%	2	100%
		Two or More Races	1	0	0%	0	0%
		White	9	5	56%	6	55%
	FA18 – 200% In progress	Black	3	0	50	0	0%
		Hispanic	6	3	17%	3	17%
		White	10	2	20%	2	10%
	FA19 – In progress	Black	1	0	0%	0	0%
		Hispanic	3	1	33.3%	1	33.3%
		White	11	3	27.3%	3	27.3%
101101 – Heating, Vent, AC/Ref Technician	FA19 – In progress	Hispanic	1	0	0%	0	0%
		White	2	0	0%	0	0%
1033- Welding Tech-Applied	FA17	Hispanic	5	4	80%	4	80%
		Unknown	2	1	50%	1	50%
		White	18	6	33%	6	33%
	FA18 – 200% In progress	Black	5	1	20%	1	20%
		Hispanic	7	6	86%	6	86%
		Two or More Races	3	3	100%	3	100%
	FA19 – In progress	White	25	19	76%	19	76%
		Black	1	0	0%	0	0%
		Hispanic	5	1	20%	1	20%
		Two or More Races	2	1	50%	1	50%
FA19 – In progress	Unknown	1	0	0%	0	0%	
	White	36	15	41.7%	15	41.7%	
1054- A/C Refrig and Heat Tech	FA17	Black	2	0	0%	0	0%
		Hispanic	3	2	67%	2	67%
		White	7	2	29%	2	29%
	FA18 – 200% In progress	Black	4	0	0%	0	0%
		Hispanic	5	1	20%	1	20%
		Two or More Races	1	0	0%	0	0%
		Unknown	1	0	0%	0	0%
	FA19 – In progress	White	21	7	33%	7	33%
		Asian	2	0	0%	0	0%
		Black	7	0	0%	0	0%
		Hispanic	6	0	0%	0	0%
Two or More Races		2	0	0%	0	0%	
FA19 – In progress	White	6	0	0%	0	0%	

Graduation Rates by Race/Ethnicity (2 of 2)

Major	Fall Term	Race/Ethnicity	# Students	Graduation			
				Graduated within 150% Time	Graduation Rate	Graduated within 200% Time	Graduation Rate
1211- Auto Collis Repair & Ref	FA17	Hispanic	4	3	75%	3	75%
		Two or More Races	1	1	100%	1	100%
		White	3	1	33%	1	33%
	FA18 – 200% In Progress	Hispanic	4	4	100%	4	100%
		White	2	1	50%	1	50%
	FA19 – In progress	Hispanic	3	0	0%	0	0%
		White	6	0	0%	0	0%
1201- Automotive Service Tech	FA17	Black	2	0	0%	0	0%
		Hispanic	2	0	0%	0	0%
		Two or More Races	1	0	0%	0	0%
		White	8	1	13%	4	50%
	FA18 – 200% In Progress	Black	4	0	0%	0	0%
		Hispanic	5	0	0%	1	20%
		Two or More Races	1	0	0%	1	100%
		Unknown	1	0	0%	0	0%
	FA19 – In progress	White	12	1	8.3%	3	25%
		Black	2	0	0%	0	0%
		Hispanic	11	0	0%	0	0%
1214/1202- Machining	FA17	White	11	0	0%	0	0%
		Black	1	0	0%	0	0%
		Hispanic	6	2	33%	3	50%
	FA18 – 200% In Progress	White	4	1	25%	1	25%
		Black	1	0	0%	0	0%
		Hispanic	1	1	100%	1	100%
	FA19 – In progress	White	12	5	42%	5	42%
		Black	4	2	50%	2	50%
Hispanic		3	1	33.3%	1	33.3%	
Unknown		1	0	0%	0	0%	
1209 – Building Trades and Construction Tech	FA17	White	19	6	31.6%	6	31.6%
		Black	4	2	50%	2	50%
		Hispanic	3	1	33.3%	1	33.3%
	FA18 – 200% In Progress	White	1	0	0%	0	0%
		Black	1	1	100%	1	100%
		Hispanic	4	2	50%	2	50%
		Unknown	1	0	0%	0	0%
	FA19 – In progress	White	6	4	67%	4	67%
		Black	3	0	0%	0	0%
		Two or More Races	2	1	50%	1	50%
1212 – Advanced Welding	FA19 – In progress	White	8	5	65.5%	5	65.5%
		White	5	0	0%	0	0%

Graduation Rates by Gender

Major	Fall Term	Gender	# Students	Graduation			
				Graduated within 150% Time	Graduation Rate	Graduated within 200% Time	Graduation Rate
1011- A/C REFRIG AND HEAT TECH	FA17	Male	12	6	50%	8	67%
		Female	1	0	0%	0	0%
	FA18 – 200% In progress	Male	18	5	27.8%	5	11%
		Female	2	1	50%	1	50%
	FA19 – In progress	Male	13	3	23.1%	3	23.1%
101101 – HEATING, VENT, AC/REF TECHNICIAN	FA19 – In progress	Male	3	0	0%	0	0%
1033- WELDING TECH- APPLIED	FA17	Female	1	1	100%	1	100%
		Male	24	10	42%	10	42%
	FA18 – 200% In progress	Female	3	3	100%	3	100%
		Male	37	26	70.3%	26	70.3%
	FA19 – In progress	Female	3	1	33.3%	1	33.3%
Male	42	16	38.1%	16	38.1%		
1054- A/C REFRIG AND HEAT MECH	FA17	Male	12	4	33%	4	33%
		Female	1	1	100%	1	100%
	FA18 – 200% In progress	Male	30	11	36.7%	13	43.3%
		Unknown	1	1	100%	1	100%
	FA19 – In progress	Male	23	0	0%	0	0%
1211- AUTO COLLIS REPAIR & REF	FA17	Female	1	0	0%	0	0%
		Male	7	5	71%	5	71%
	FA18 – 200% In progress	Male	6	5	83.3%	5	83.3%
	FA19 – In progress	Male	9	0	0%	0	0%
1201- AUTOMOTIVE SERV TECH	FA17	Female	1	0	0%	0	0%
		Male	12	1	8.3%	4	33.3%
	FA18 – 200% In progress	Female	2	0	0%	1	50%
		Male	21	1	4.8%	4	19.1%
	FA19 – In progress	Female	23	0	0%	0	0%
Male	1	0	0%	0	0%		
1214/1202- MACHINING	FA17	Male	10	2	20%	3	30%
		PrefNoAns	1	1	100%	1	100%
	FA18 – 200% In progress	Male	14	6	43%	6	43%
		Female	5	1	20%	1	20%
	FA19 – In progress	Male	21	8	38.1%	8	38.1%
PrefNoAns	1	0	0%	0	0%		
1209 – BUILDING TRADES & CONSTRUCTION TECH	FA17	Female	1	1	100%	1	100%
		Male	4	2	50%	2	50%
	FA18 – 200% In progress	Female	2	0	0%	0	0%
		Male	10	7	70%	7	70%
	FA19 – In progress	Female	2	1	50%	1	50%
		Male	10	5	50%	5	50%
PrefNoAns	1	0	0%	0	0%		
1212 – ADVANCED WELDING	FA19 – In progress	Male	5	0	0%	0	0%

Persistence Rates

Program	Term	Registered	Exclusions	Adjusted Cohort	Retained by DSC		Retained by Program		Retained by College %
					N	%	N	%	
1011- A/C REFRIG AND HEAT TECH	FA16 to SP17	21	4	17	1	6%	9	53%	59%
	FA17 to SP18	19	8	11	0	0%	9	82%	82%
	FA18 to SP19	34	3	31	2	6%	20	65%	71%
	FA19 to SP20	24	6	18	1	5.6%	12	66.7%	72.2%
101101 – HEATING, VENT, AC/REF TECHN	FA19 to SP20	3	0	3	0	0%	0	0%	0%
1033- WELDING TECH- APPLIED	FA16 to SP17	25	3	22	1	5%	16	73%	77%
	FA17 to SP18	27	0	27	0	0%	21	78%	78%
	FA18 to SP19	41	0	41	0	0%	33	80%	80%
	FA19 to SP20	50	0	50	1	2%	36	72%	72%
1054- A/C REFRIG AND HEAT MECH	FA16 to SP17	31	9	25	0	0%	16	64%	64%
	FA17 to SP18	24	11	22	0	0%	11	50%	50%
	FA18 to SP19	46	5	39	2	5%	31	76%	81%
	FA19 to SP20	43	3	40	0	0%	24	60%	60%
1211- AUTO COLLIS REPAIR & REF	FA16 to SP17	16	3	14	1	7%	10	71%	79%
	FA17 to SP18	12	3	12	0	0%	9	75%	75%
	FA18 to SP19	8	1	7	4	57%	0	0%	57%
	FA19 to SP20	11	2	9	0	0%	8	88.9%	88.9%
1201- AUTOMOTIVE SERV TECH	FA16 to SP17	45	10	45	0	0%	35	78%	78%
	FA17 to SP18	37	13	34	2	6%	19	56%	62%
	FA18 to SP19	39	1	38	0	0%	26	68%	68%
	FA19 to SP20	41	3	38	0	0%	28	73.7%	73.7%
1214/1202- MACHINING	FA16 to SP17	31	8	30	2	7%	20	67%	73%
	FA17 to SP18	22	5	20	1	5%	14	70%	75%
	FA18 to SP19	20	0	20	0	0%	15	75%	75%
	FA19 to SP20	27	0	27	0	0%	24	88.9%	88.9%
1209 – BUILDING TRADES & CONSTRUCTION TECH	FA16 to SP17	20	9	17	2	12%	6	35%	47%
	FA17 to SP18	7	1	7	0	0%	6	86%	86%
	FA18 to SP19	14	0	14	1	7%	10	71%	78%
	FA19 to SP20	15	0	15	0	0%	10	66.7%	66.7%
1212 – ADV WELDING	FA19 to SP20	5	0	5	0	0%	0	0%	0%

Persistence Rates by Race/Ethnicity (1 of 3)

Major	Term	Race/Ethnicity	Registered	Exclusions	Adjusted Cohort	Retained by Program	
						#	%
1011- A/C REF2RIG AND HEAT TEC2H	FA17 to SP18	Hawaii/Pac	2	1	1	1	100%
		Hispanic	3	0	3	3	100%
		White	14	7	7	5	71%
	FA18 to SP19	American Indian	1	0	1	1	100%
		Black	5	0	5	3	60%
		Hispanic	10	1	9*	6	67%
		Unknown	1	0	1	1	100%
		White	17	2	15*	9	60%
	FA19 to SP20	Black	3	0	3*	1	33.3%
		Hispanic	6	2	4	2	50%
		White	15	4	11	9	81.8%
	101101 – HEATING, VEN, AC/REF TECHN	FA19 to SP20	Hispanic	1	0	1	0
White			2	0	2	0	0%
1033- WELDING 2TECH-APPLIED	FA17 to SP18	Hispanic	5	0	5	5	100%
		White	20	0	20	15	75%
	FA18 to SP19	Black	4	0	4	2	50%
		Hispanic	8	0	8	6	75%
		Two or More Races	2	0	2	2	100%
		Unknown	1	0	1	0	0%
		White	26	0	26	23	88%
	FA19 to SP20	Black	1	0	1	1	50%
		Hispanic	6	0	6	4	66.7%
		Two or More Races	2	0	2	2	100%
		Unknown	2	0	2	2	100%
		White	39	0	39*	27	69.2%

*one or more students retained by DSC

Persistence Rates by Race/Ethnicity (2 of 3)

Major	Term	Race/Ethnicity	Registered	Exclusions	Adjusted Cohort	Retained by Program	
						#	%
1054- A/C REFRIG AND HEAT MECH	FA17 to SP18	Black	4	0	4	3	75%
		Hispanic	6	0	6	2	33%
		Two or More Races	1	0	1	0	0%
		White	13	2	11	6	55%
	FA18 to SP19	Black	7	0	7	5	71%
		Hispanic	6	2	4	3	75%
		Two or More Races	2	0	2	1*	50%
		Unknown	1	0	1	1	100%
		White	30	3	27	21*	78%
	FA19 to SP20	Asian	2	0	2	1	50%
		Black	9	1	8	6	75%
		Hispanic	9	1	8	6	75%
		Two or More Races	2	0	2	1	50%
		Unknown	2	0	2	1	50%
		White	19	1	18	9	50%
1211- AUTO COLLIS REPAIR & REF AND HEAT TECH	FA17 to SP18	Black	1	0	1	1	100%
		Hispanic	7	0	7	4	57%
		Two or More Races	1	0	1	1	100%
		White	3	0	3	3	100%
	FA18 to SP19	Black	2	0	2*	0	0%
		Hispanic	3	0	3*	0	0%
		White	3	1	2*	0	0%
	FA19 to SP20	Black	1	1	0		
		Hispanic	3	1	2	2	100%
White		7	0	7	6	85.7%	
1201- AUTOMOTIVE SERV TECH	FA17 to SP18	Asian	1	0	1	1	100%
		Black	3	0	3	2	67%
		Hispanic	7	1	6*	1	17%
		Two or More Races	2	0	2	2	100%
		White	23	2	21	13	62%
	FA18 to SP19	Asian	1	0	1	0	0%
		Black	4	0	4	3	75%
		Hispanic	5	0	5	5	100%
		Two or More Races	4	0	4	4	100%
		Unknown	1	0	1	1	100%
		White	24	1	23	13	57%
	FA19 to SP20	Black	4	0	4	4	100%
		Hispanic	13	0	13	12	92.3%
Two or More Races		2	0	2	1	50%	
White		22	3	19	11	57.9%	

*one or more students retained by DSC

Persistence Rates by Race/Ethnicity (3 of 3)

Major	Term	Race/Ethnicity	Registered	Exclusions	Adjusted Cohort	Retained by Program		
						#	%	
1214/1202- MACHINING	FA17 to SP18	Black	1	0	1*	0	0%	
		Hispanic	6	0	6	6	100%	
		White	15	2	13	8	62%	
	FA18 to SP19	Black	1	0	1	1	100%	
		Hispanic	4	0	4	2	50%	
		White	15	0	15	12	80%	
	FA19 to SP20	Black	4	0	4	3	75%	
		Hispanic	3	0	3	3	100%	
		Unknown	1	0	1	0	0%	
		White	19	0	19	18	94.7%	
	1209 – BUILDING TRADES/ CONSTRUCTION TECH	FA17 to SP18	Hispanic	2	0	2	2	100%
			Two or More Races	1	0	1	1	100%
White			4	0	4	3	75%	
FA18 to SP19		Black	1	0	1	1	100%	
		Hispanic	4	0	4*	3	75%	
		Unknown	2	0	2	1	50%	
		White	7	0	7	5	71%	
FA19 to SP20		Black	4	0	4	2	50%	
		Two or More Races	2	0	2	2	100%	
		White	9	0	9	6	66.7%	
1212 – ADV WELDING	FA19 to SP20	White	5	0	5	5	100%	

**one or more students retained by DSC*

Persistence Rates by Gender (1 of 2)

Major	Term	Gender	Registered	Exclusions	Adjusted Cohort	Retained by Program	
						#	%
1011- A/C REFRIG AND HEAT TECHN	FA18 to SP19	Female	1	0	1	1	100%
		Male	33	3	30	19	63%
	FA19 to SP20	Female	3	1	2	1	50%
		Male	21	5	16*	11	68.8%
101101 – HEAT, VENT, AC/REFRIG TECHN	FA19 to SP20	Male	3	0	3	0	0%
1033- WELDING 2TECH-APPLIED	FA18 to SP19	Female	3	0	3	3	100%
		Male	38	0	38	30	79%
	FA19 to SP20	Female	4	0	4	4	100%
		Male	45	0	45*	32	71.1%
		Unknown	1	0	1	0	0%
1054- A/C REFRIG AND HEAT MECH	FA18 to SP19	Female	1	0	1	1	100%
		Male	44	5	39	29	74%
		Unknown	1	0	1	1	100%
	FA19 to SP20	Male	39	3	36	21	58.3%
		PrefNoAns	1	0	1	1	100%
		Unknown	3	0	3	2	66.7%
1211- AUTO COLLIS REPAIR & REF AND HEAT TEC2H	FA18 to SP19	Male	8	1	7	0	0%
	FA19 to SP20	Female	1	1	0		
		Male	9	1	8	7	87.5%
		Unknown	1	0	1	1	100%

*one or more students retained by DSC

Source: IR Program Assessment Data

Persistence Rates by Gender (2 of 2)

Major	Term	Gender	Registered	Exclusions	Adjusted Cohort	Retained by Program	
						#	%
1201- AUTOMOTIVE SERV TECH	FA18 to SP19	Female	5	0	5	2	40%
		Male	34	1	33	24	73%
	FA19 to SP20	Female	3	1	2	0	0%
		Male	35	2	33	7	87.5%
		Unknown	3	0	3	1	100%
1214/1202- MACHINING	FA18 to SP19	Male	20	0	20	15	75%
	FA19 to SP20	Female	5	0	5	4	80%
		Male	20	0	20	19	95%
		PrefNoAns	1	0	1	1	100%
		Unknown	1	0	1	0	0%
1209 – BUILDING TRADES/ CONSTRUCTION TECH	FA18 to SP19	Female	2	0	2	0	0%
		Male	12	0	12	10	83%
	FA19 to SP20	Female	4	0	4	2	50%
		Male	11	0	11	8	72.7%
1212 – ADV WELDING	FA19 to SP20	Male	3	0	3	3	100%
		Unknown	2	0	2	2	100%

Placement Rates
Workforce High Demand Occupations: 12.96%
DSC Workforce High Skill/High Wage Earnings: 59.10%

Program Title	Major(s)	2012/13		2013/14		2014/15		2015/16		2016/17		2017/18		Average Annual Salary
		DSC%	FCS%	DSC%	FCS%	DSC%	FCS%	DSC%	FCS%	DSC%	FCS%	DSC%	FCS%	
Air Conditioning, Refrigeration, and Heating Technology	1011, 1054	33%	46%	75%	49%	N/A	54%	85%	59%	***%	64%	67%	55%	\$33,076
Automotive Collision Repair and Refinishing	1211	75%	58%	75%	54%	100%	81%	100%	76%	33%	79%	100%	73%	\$**,***
Automotive Service Technology	1201	67%	71%	75%	66%	100%	85%	***%	83%	83%	80%	79%	75%	\$**,***
Machining	1202	100%	100%	71%	64%	100%	100%	77%	77%	100%	100%	80%	80%	\$**,***
Welding Technology - Applied	1033	56%	52%	33%	55%	67%	66%	***%	68%	93%	68%	63%	67%	\$35,124
Building Trades and Construction Technology	1209	New Program								33%	33%	75%	57%	\$**,***

Source: Florida Education Training Placement Information Program (FETPIP)

N/A - No placement data for the program.

(****), (\$**, ***), or (****%) - Number of graduates less than 10 but greater than 0 suppressed.

■ Indicates the College average above the State Averages
■ Indicates the College average same as the State Averages
■ Indicates the College average below the State Averages

Course Success Rates (1 of 3)

Major and Associated Courses with Instructional Method		2016-2017		2017-2018		2018-2019		2019-2020	
		# Attempted	% Successful	# Attempted	% Successful	# Attempted	% Successful	# Attempted	% Successful
101101 (1011) – Heating, Ventilation, AC/Refr Technology	ACR0061C	30	83%	28	96%	32	100%	47	83%
	ACR0062C	30	77%	29	90%	33	91%	48	90%
	ACR0506C	32	84%	21	95%	54	81%	13	77%
	ACR0600C	25	88%	17	94%	28	93%	35	80%
	ACR0601C	26	85%	17	94%	28	100%	35	77%
	ACR0742C	28	93%	16	100%	28	96%	36	94%
	ACR0815C	24	83%	17	94%	26	96%	34	82%
Major								248	84%
1213 (1054) and 101101 A/C, Refrigeration & Heating Tech	ACR0001C	40	68%	42	88%	63	95%	64	88%
	ACR0002C	35	69%	38	89%	63	97%	59	76%
	ACR0100C	42	76%	46	80%	64	97%	65	92%
	ACR0102C	39	62%	39	90%	64	95%	61	75%
	ACR0150C	32	91%	24	71%	62	81%	47	87%
	ACR0205C	31	77%	27	85%	34	100%	75	93%
	ACR0741C	32	78%	26	54%	61	70%	45	84%
ACR0850C	33	82%	23	87%	58	83%	44	82%	
Major		570	79%	410	86%	698	90%	460	85%
1033- Welding Technology at Daytona	PMT0106C	19	100%	27	96%	67	88%	53	92%
	PMT0109C	19	95%	26	100%	64	88%	52	90%
	PMT0121C	19	89%	26	92%	62	90%	48	94%
	PMT0131C	29	86%	22	91%	34	97%	57	96%
	PMT0134C	18	100%	23	96%	35	94%	60	97%
	PMT0154C	19	89%	26	88%	59	88%	44	93%
	PMT0161C	19	93%	23	87%	35	100%	61	92%
	PMT0171C	27	96%	20	90%	33	94%	58	93%
PMT0290	15	100%	9	100%					
Major		210	93%	202	93%	389	91%	433	94%

■ Indicates a success rate of 90% or higher
■ Indicates a success rate between 70% and 89%
■ Indicates a success rate below 70%

Course Success Rates (2 of 3)

Major and Associated Courses with Instructional Method		2016-2017		2017-2018		2018-2019		2019-2020	
		# Attempted	% Successful	# Attempted	% Successful	# Attempted	% Successful	# Attempted	% Successful
1211 Automotive Collision Repair & Refinishing ATC	ARR0021							7	100%
	ARR0121C	16	94%	12	100%	12	83%	11	100%
	ARR0122C	15	73%	16	94%	9	78%	16	81%
	ARR0123C	11	91%	13	100%	14	93%	7	100%
	ARR0241C	16	94%	13	100%	12	83%	11	100%
	ARR0242C	15	67%	16	94%	9	78%	16	0%
	ARR0243C	11	91%	13	100%	14	93%	7	100%
	ARR0244C	11	91%	13	100%	10	90%	5	100%
	ARR0381C	16	94%	12	100%	12	83%	11	100%
	ARR0382C	15	73%	16	88%	9	78%	16	81%
	ARR0949	3	100%			3	100%	4	100%
Major	162	86%	124	97%	104	86%	111	80%	
1201-Automotive Service Technology ATC	AER0014C	22	82%	17	94%	22	73%	26	96%
	AER0110C	22	91%	14	86%	17	65%	14	79%
	AER0172C	21	90%	19	74%	17	82%	16	88%
	AER0257C	21	90%*	18	67%	20	85%	19	53%
	AER0274C	24	79%*	15	87%	18	83%	25	88%
	AER0360C	19	89%*	18	78%	18	67%	20	65%
	AER0418C	20	85%	15	93%	18	72%	24	75%
	AER0453C	21	76%	12	100%	17	76%	15	80%
	AER0503C	25	64%*	15	67%	17	76%	23	61%
	Major	195	83%	143	82%	164	76%	182	76%

*Lecture in the past

Source: IR Program Assessment Data

- Indicates a success rate of 90% or higher
- Indicates a success rate between 70% and 89%
- Indicates a success rate below 70%

Course Success Rates (3 of 3)

Major and Associated Courses with Instructional Method		2016-2017		2017-2018		2018-2019		2019-2020	
		# Attempted	% Successful	# Attempted	% Successful	# Attempted	% Successful	# Attempted	% Successful
1214/1202 Machining	PMT0202C							29	93%
	PMT0211C	23	91%	34	79%	19	89%		
	PMT0215C	19	95%	34	68%	19	89%		
	PMT0251C	20	90%	28	82%	24	92%	29	100%
	PMT0255C	30	87%	26	85%	21	95%		
	PMT0260C	8	88%	18	100%	27	100%	24	83%
	PMT0265C	26	85%	17	88%	27	96%		
	PMT0290							6	100%
	PMT0720C	24	88%	13	92%	12	100%		
	TDR0304C	23	82%	15	93%	24	92%		
	PMT0720C	1	100%			22	91%	29	97%
Major	174	89%	185	83%	195	94%	117	94%	
1209 Building Trades and Construction Tech.	BCV0080L	15	47%	15	93%	20	85%	18	78%
	BCV0081L	8	88%	7	71%	13	100%	17	100%
	BCV0082L	13	77%	7	71%	15	93%	16	100%
	BCV0084L	13	77%	7	71%	13	100%	17	94%
	BCV0942C							28	96%
Major	54	72%	36	81%	61	93%	96	94%	

■ Indicates a success rate of 90% or higher
■ Indicates a success rate between 70% and 89%
■ Indicates a success rate below 70%

Source: IR Program Assessment Data

Course Success Rates by Race/Ethnicity (1 of 4)

Program, Courses, & Race/Ethnicity	2018-2019		2019-2020	
	Enrolled	Success Rate	Enrolled	Success Rate
1213 & 101101 (1054 & 1011) - A/C, Refri & Heating	698	90%	601	84%
ACR0001C	63	95%	64	88%
Asian			2	100%
Black	9	89%	8	88%
Hispanic	13	100%	16	81%
Two or More Races	2	100%	4	100%
Unknown	2	100%	1	0%
White	37	95%	33	91%
ACR0002C	63	97%	59	76%
Asian			2	50%
Black	9	89%	8	63%
Hispanic	13	100%	14	79%
Two or More Races	2	100%	4	75%
White	37	97%	31	81%
ACR0061C	32	100%	47	83%
Black	3	100%	5	80%
Hispanic	6	100%	10	80%
Unknown	1	100%	2	100%
White	20	100%	30	83%
ACR0062C	33	91%	48	90%
Black	3	67%	5	80%
Hispanic	6	100%	10	80%
Unknown	1	100%	2	100%
White	21	90%	31	94%
ACR0100C	64	97%	65	92%
Asian			2	100%
Black	9	100%	8	88%
Hispanic	14	86%	16	100%
Two or More Races	2	100%	4	100%
Unknown	2	100%	1	100%
White	37	100%	34	88%

Program, Courses, & Race/Ethnicity	2018-2019		2019-2020	
	Enrolled	Success Rate	Enrolled	Success Rate
ACR0102C	64	95%	61	75%
Asian			2	50%
Black	9	89%	8	75%
Hispanic	14	93%	15	60%
Two or More Races	2	100%	4	75%
White	37	97%	32	84%
ACR0150C	62	81%	47	87%
Asian			1	100%
Black	8	50%	6	83%
Hispanic	11	91%	9	100%
Two or More Races	3	0%	4	75%
Unknown	2	100%	1	100%
White	37	89%	26	85%
ACR0205C	34	100%	75	93%
Asian			1	100%
Black	4	100%	9	100%
Hispanic	6	100%	17	88%
Two or More Races	1	100%	2	100%
Unknown	1	100%	2	100%
White	21	100%	44	93%
ACR0506C	54	81%	13	77%
Black	6	67%	1	100%
Hispanic	11	73%	2	100%
Two or More Races	2	50%	1	100%
Unknown	1	100%	1	100%
White	33	88%	8	63%
ACR0600C	28	93%	35	80%
Black	2	100%	4	50%
Hispanic	5	100%	9	89%
Two or More Races	1	100%	1	100%
Unknown	1	100%	2	100%
White	18	89%	19	79%
ACR0601C	28	100%	35	77%
Black	2	100%	4	75%
Hispanic	5	100%	9	89%
Two or More Races	1	100%	1	100%
Unknown	1	100%	2	50%
White	18	100%	19	74%

Course Success Rates by Race/Ethnicity (2 of 4)

Program, Courses, & Race/Ethnicity	2018-2019		2019-2020	
	Enrolled	Success Rate	Enrolled	Success Rate
ACR0741C	61	70%	45	84%
Asian			1	100%
Black	7	43%	6	83%
Hispanic	11	64%	9	89%
Two or More Races	3	33%	3	100%
Unknown	2	50%	1	100%
White	37	81%	25	80%
ACR0742C	28	96%	36	94%
Black	2	100%	4	100%
Hispanic	5	100%	9	89%
Two or More Races	1	100%	1	100%
Unknown	1	100%	2	100%
White	18	94%	20	95%
ACR0815C	26	96%	34	82%
Black	2	100%	3	67%
Hispanic	5	100%	9	89%
Two or More Races	1	100%	1	100%
Unknown	1	100%	2	100%
White	16	94%	19	79%
ACR0850C	58	83%	44	82%
Asian			1	100%
Black	7	57%	7	71%
Hispanic	11	82%	9	78%
Two or More Races	2	0%	3	67%
Unknown	2	100%	1	100%
White	35	91%	23	87%
1033 - Welding Tech	389	91%	433	94%
PMT0106C	67	88%	53	92%
Black	4	75%	1	100%
Hispanic	9	89%	8	88%
Two or More Races	2	100%	2	100%
Unknown	1	0%	2	100%
White	51	90%	40	93%
PMT0109C	64	88%	52	90%
Black	5	40%	1	100%
Hispanic	8	100%	8	88%
Two or More Races	2	100%	2	100%
Unknown			2	100%
White	49	90%	39	90%

Program, Courses, & Race/Ethnicity	2018-2019		2019-2020	
	Enrolled	Success Rate	Enrolled	Success Rate
PMT0121C	62	90%	48	94%
Black	5	60%	1	100%
Hispanic	8	100%	7	100%
Two or More Races	2	100%	2	100%
Unknown			2	100%
White	47	91%	36	92%
PMT0131C	34	97%	57	96%
Black	2	100%	1	100%
Hispanic	6	100%	6	100%
Two or More Races	2	100%	2	100%
Unknown			2	100%
White	24	96%	46	96%
PMT0134C	35	94%	60	97%
Black	2	100%	2	100%
Hispanic	6	100%	7	100%
Two or More Races	2	100%	2	100%
Unknown			2	100%
White	25	92%	47	96%
PMT0154C	59	88%	44	93%
Black	4	75%	1	100%
Hispanic	8	88%	6	83%
Two or More Races	2	100%	2	100%
Unknown			2	100%
White	45	89%	33	94%
PMT0161C	35	100%	61	92%
Black	2	100%	2	100%
Hispanic	6	100%	8	75%
Two or More Races	2	100%	2	100%
Unknown			2	100%
White	25	100%	47	94%
PMT0171C	33	94%	58	93%
Black	2	100%	2	50%
Hispanic	6	100%	6	100%
Two or More Races	2	100%	2	100%
Unknown			2	100%
White	23	91%	46	93%
1211 – Auto Coll/Rep/Ref	104	86%	111	80%
ARR0021			7	100%
Black			1	100%
Hispanic/Latino			5	100%
White			1	100%
ARR0121C	12	83%	11	100%
Black	2	100%	1	100%
Hispanic	7	86%	3	100%
White	3	67%	7	100%
ARR0122C	9	78%	16	81%
Hispanic	5	100%	6	83%
White	2	50%	10	80%

Course Success Rates by Race/Ethnicity (3 of 4)

Program, Courses, & Race/Ethnicity	2018-2019		2019-2020	
	Enrolled	Success Rate	Enrolled	Success Rate
1211 – Auto Coll/Rep/Ref	104	86%	111	80%
ARR0123C	14	93%	7	100%
Black	3	100%	1	100%
Hispanic	5	100%	5	100%
White	5	80%	1	100%
ARR0241C	12	83%	11	100%
Black	2	100%	1	100%
Hispanic	7	86%	3	100%
White	3	67%	7	100%
ARR0242C	9	78%	16	0%
Hispanic	5	100%	6	0%
White	2	50%	10	0%
ARR0243C	14	93%	7	100%
Black	3	100%	1	100%
Hispanic	5	100%	5	100%
White	5	80%	1	100%
ARR0244C	10	90%	5	100%
Hispanic	3	100%	4	100%
White	4	75%	1	100%
ARR0381C	12	83%	11	100%
Black	2	100%	1	100%
Hispanic	7	86%	3	100%
White	3	67%	7	100%
ARR0382C	9	78%	16	81%
Hispanic	5	100%	6	83%
White	2	50%	10	80%
ARR0949	3	100%	4	100%
Hispanic/Latino	2	100%	1	100%
White	1	100%	3	100%
1201 - Automotive Service Tech	164	76%	182	76%
AER0014C	22	73%	26	96%
Black	2	50%	4	100%
Hispanic	3	100%	9	100%
Two or More Races	2	100%	1	100%
White	14	71%	12	92%

Program, Courses, & Race/Ethnicity	2018-2019		2019-2020	
	Enrolled	Success Rate	Enrolled	Success Rate
1201 - Auto Service Tech	164	76%	182	76%
AER0110C	17	65%	14	79%
Black	1	100%	1	0%
Hispanic	2	50%	4	100%
Two or More Races	2	100%	1	100%
White	11	55%	8	75%
AER0172C	17	82%	16	88%
Black	1	100%	1	100%
Hispanic	2	50%	5	60%
Two or More Races	2	100%	1	100%
White	11	82%	9	100%
AER0257C	20	85%	19	53%
Asian	3	100%	1	0%
Black	2	50%	2	0%
Hispanic			8	63%
Unknown			1	100%
White	13	85%	7	57%
AER0274C	18	83%	25	88%
Black	2	50%	3	67%
Hispanic	4	75%	8	100%
Two or More Races	2	100%	1	100%
White	9	100%	13	85%
AER0360C	18	67%	20	65%
Asian			1	100%
Black	2	50%	3	33%
Hispanic	3	33%	8	63%
Unknown			1	100%
White	11	73%	7	71%
AER0418C	18	72%	24	75%
Black	2	50%	4	100%
Hispanic	3	100%	8	63%
Two or More Races	2	100%	1	100%
White	10	70%	11	73%
AER0453C	17	76%	15	80%
Black	1	0%	2	100%
Hispanic	2	0%	4	100%
Two or More Races	2	100%	1	100%
White	11	91%	8	63%

Course Success Rates by Race/Ethnicity (4 of 4)

Program, Courses, & Race/Ethnicity	2018-2019		2019-2020	
	Enrolled	Success Rate	Enrolled	Success Rate
1201 - Auto Service Tech	164	76%	182	76%
AER0503C	17	76%	23	61%
Black	3	67%	3	67%
Hispanic	4	75%	8	38%
Two or More Races	1	100%	1	100%
White	8	88%	11	73%
1202 - Machining	195	94%	117	94%
PMT0202C			29	93%
Black			4	75%
Hispanic			3	100%
Two or More Races			1	100%
White			21	95%
PMT0251C	24	92%	29	100%
Black	3	100%	3	100%
Hispanic	3	67%	3	100%
Two or More Races			1	100%
Unknown			1	100%
White	18	94%	21	100%
PMT0260C	27	100%	24	83%
Black	4	100%	2	100%
Hispanic	2	100%	2	100%
White	19	100%	20	80%
PMT0290	12	100%	6	100%
Black			1	100%
Hispanic	2	100%	1	100%
Two or More Races	1	100%	1	100%
White	9	100%	3	100%
PMT0720C	24	92%	29	97%
Black	4	75%	2	100%
Hispanic	2	100%	2	100%
White	16	94%	25	96%

Program, Courses, & Race/Ethnicity	2018-2019		2019-2020	
	Enrolled	Success Rate	Enrolled	Success Rate
1209 – Build. Trd & Const Tech	61	93%	96	94%
BCV0080L	20	85%	18	78%
Black	3	100%	4	75%
Two or More Races			2	100%
White	11	73%	12	75%
BCV0081L	13	100%	17	100%
Black	3	100%	2	100%
Hispanic	3	100%	2	100%
Two or More Races			2	100%
White	6	100%	11	100%
BCV0082L	15	93%	16	100%
Black	4	75%	2	100%
Hispanic	3	100%	2	100%
Two or More Races			1	100%
White	7	100%	11	100%
BCV0084L	13	100%	17	94%
Black	3	100%	2	100%
Hispanic	3	100%	2	100%
Two or More Races			2	50%
White	6	100%	11	100%
BCV0942C			28	96%
Black			5	100%
Hispanic			5	100%
Two or More Races			2	50%
Unknown			1	100%
White			15	100%
1212-Advanced Welding			15	67%
PMT0076C			5	0%
White			5	0%
PMT0077C			5	100%
White			5	100%
PMT0078C			5	100%
White			5	100%
Grand Total	1611	89%	1662	87%

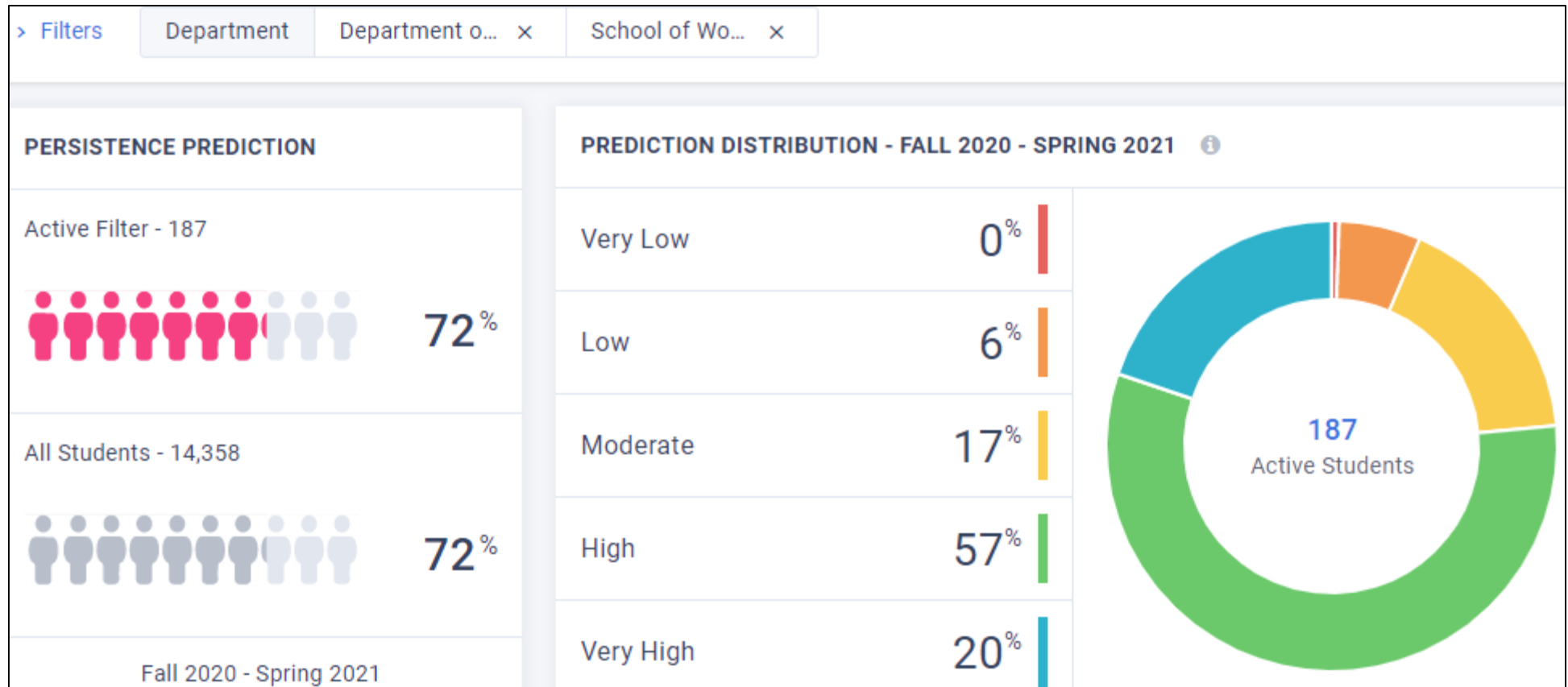
Program Success Rates by Race/Ethnicity (1 of 2)

Program, Courses, & Race/Ethnicity	2018-2019		2019-2020	
	Enrolled	Success Rate	Enrolled	Success Rate
101101-Heating, Vent, AC/Refrg Technology			248	84%
Black			26	77%
Hispanic/Latino			58	86%
Two or More Races			5	100%
Unknown			13	92%
White			146	84%
1213/101101 - Heating, Vent, AC/Refrg			460	85%
Asian			12	83%
Black			60	82%
Hispanic/Latino			105	84%
Two or More Races			28	86%
Unknown			7	86%
White			248	87%
1033 - Welding Tech	389	91%	433	94%
Black	26	73%	11	91%
Hispanic/Latino	57	96%	56	91%
Two or More Races	16	100%	16	100%
Unknown	1	0%	16	100%
White	289	92%	334	93%
1212-Advanced Welding			15	67%
White			15	67%
1211 (1097) - Automotive Collision Repair & Ref	104	86%	111	80%
Black	20	85%	7	100%
Hispanic/Latino	51	94%	49	84%
White	30	70%	55	75%

Program Success Rates by Race/Ethnicity (2 of 2)

Program, Courses, & Race/Ethnicity	2018-2019		2019-2020	
	Enrolled	Success Rate	Enrolled	Success Rate
1201 - Automotive Service Tech	164	76%	182	76%
Asian	3	100%	2	50%
Black	17	65%	23	70%
Hispanic/Latino	25	64%	62	74%
Two or More Races	17	100%	7	100%
Unknown	4	0%	2	100%
White	98	79%	86	78%
1214 (1202) – CNC Machining	195	94%	117	94%
Black	28	89%	12	92%
Hispanic/Latino	21	81%	11	100%
Two or More Races	9	100%	3	100%
Unknown	1	100%	1	100%
White	136	96%	90	93%
1209 - Building Trades & Construction Tech	61	93%	96	94%
Black	13	92%	15	93%
Hispanic/Latino	14	100%	11	100%
Two or More Races			9	78%
Unknown	4	100%	1	100%
White	30	90%	60	95%
Grand Total	1611	89%	1662	87%

Civitas – illume Students

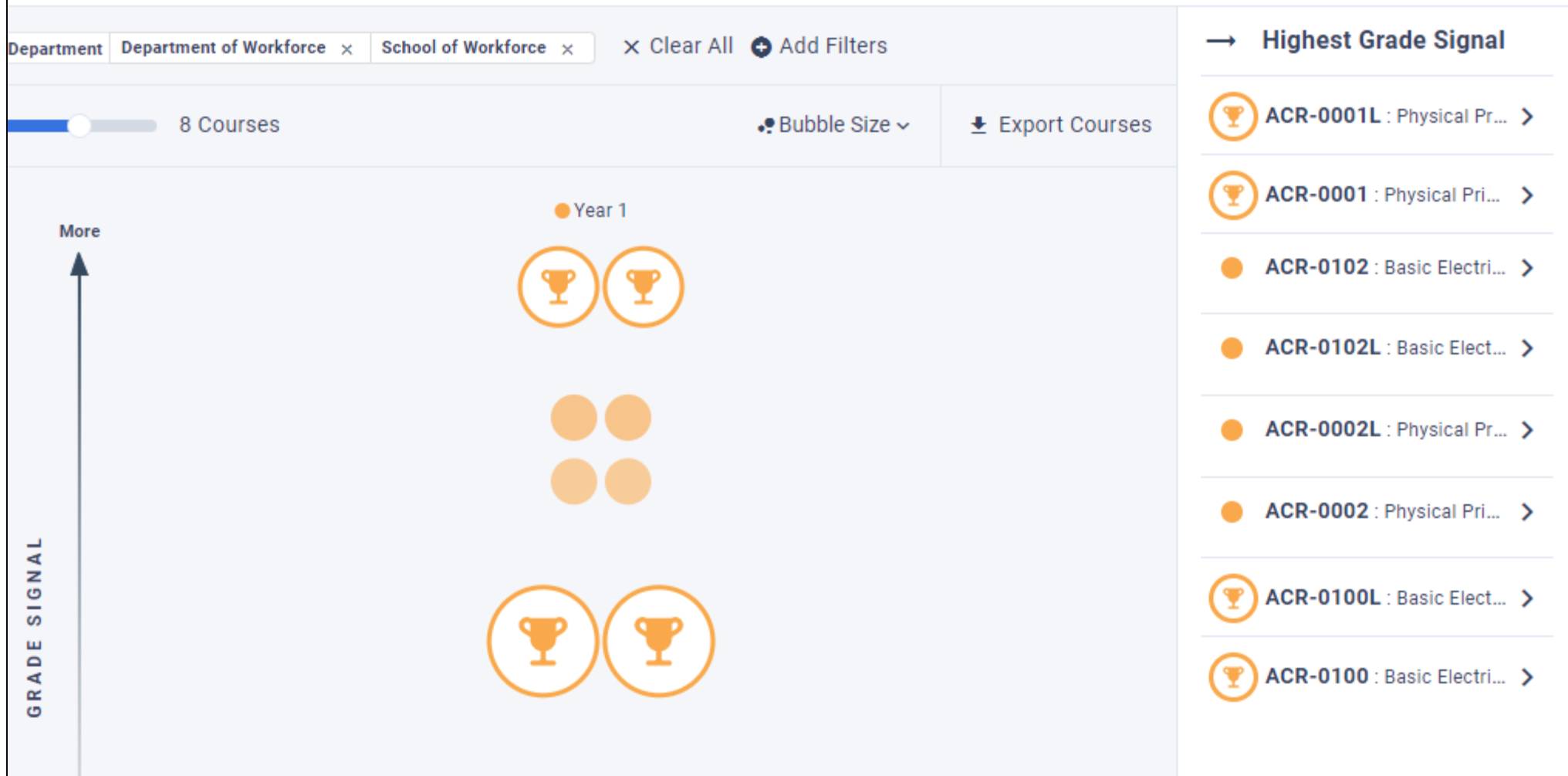


Screen captured on 9/23/2020

Civitas – illumine Courses

A student's course grade strongly signals graduation likelihood ▾

creates the biggest boost in graduation likelihood for an individual student. Advising students to prioritize these courses could increase their graduation likelihood.





2020-2021

Academic Affairs

Assessment Day – Program Guides

*A Review of Program Guide and Course Catalog
Information*

Program Guides - Overview

- Given Assessment Day results, are there any changes needed to or desired for the Program Guide?
- Please Review:
 - Program Information
 - General Education Course Selections (if applicable)
 - Program Course Catalog Information
 - Program of Study

Program Guides – Information Review

- Mission statement
 - Does it accurately state the purpose and goals of the program?
- Description
 - Does it clearly portray the nature of the program and any unique characteristics (i.e. embedded certificates, industry certifications, program accreditations, etc.)?

Program Guides – General Ed. Review

- General Education Courses *(if applicable)*
 - Are the selection of courses aligned with the academic knowledge students need to be successful in the related field(s)/occupations?
 - Must be a minimum of 15 credit hours for A.S. programs
(F.A.C. [6A-10.024](#))
 - Must include ENC1101 and a Math Core course
 - Do the selection of courses allow for seamless transition to the Baccalaureate level (if applicable)?

Program Guides – Course Reqs. Review

- Program Specific Course Requirements
 - Are the courses relevant to the academic and technical skills required in the related field(s)/occupation(s)?
 - Are there any required courses offered by another department? If so, consult with that department on upcoming changes (if any).
 - Are there any courses that have not been offered in over 5 years?

Program Guides – Course Info. Review

- Program Specific Course Catalog Information
 - Is the course description accurate?
 - Are the course prefix, number and/or title relevant?
 - Are the term offerings up-to-date?
 - Are the prerequisite and corequisite course assignments appropriate to what students need to know to be successful in the requisite (*required*) course?

Program Guide – Program of Study Review

- Program of Study
 - Is the sequence of courses structured from foundational to advanced content, as appropriate?
 - Does the sequence align with course, term offerings?
 - Does the sequence align with course, prerequisite/co-requisite assignments?
 - Are there any special notes/information missing, incorrect or desired?