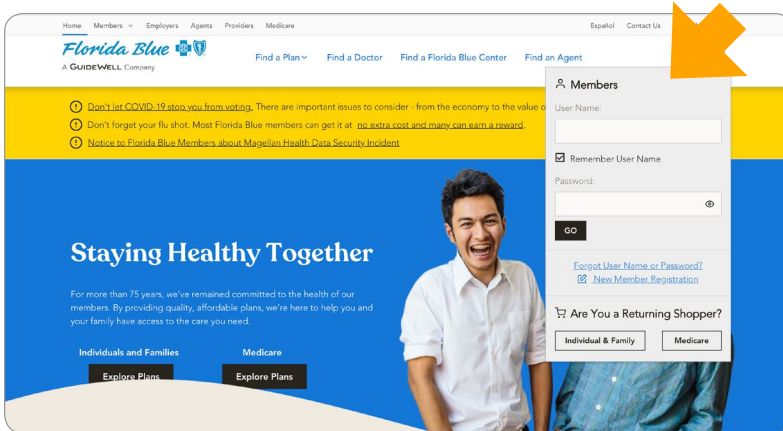


Log in. It's so easy!  
Register at **floridablue.com**

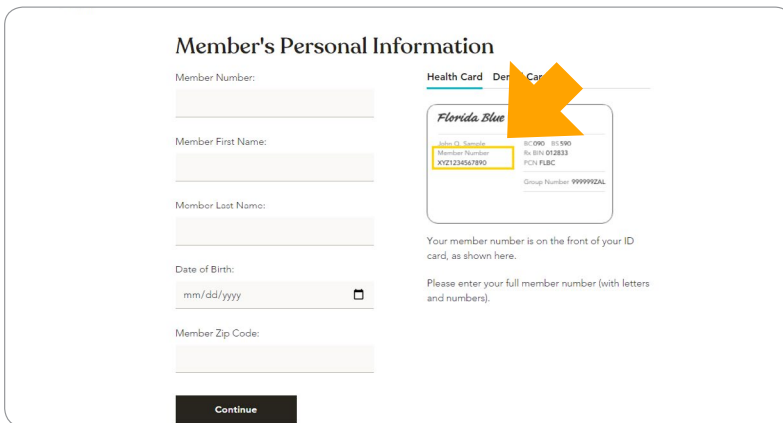
We are here to help you get the most out of your benefits. Log in. It's so easy! Register at **floridablue.com**. With your personalized member account—ID cards, benefits, doctors, cost-saving tools and more—are all at your fingertips! Simply log in at **floridablue.com** or the Florida Blue mobile app.



Select **New Member Registration** to get started. If you are already signed up for an account, simply enter your **User Name** and **Password** to log in. If you forgot these, click **Forgot your User Name or Password**. You'll need your Florida Blue Member ID Number to recover your User Name.

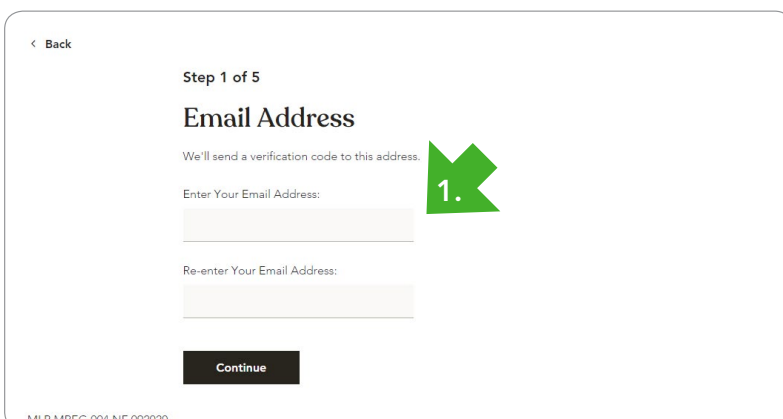
If you have trouble logging in, call 800-352-2583 for help.

## New Member Registration Steps

A screenshot of the "Member's Personal Information" registration form. The form has several input fields: Member Number, Member First Name, Member Last Name, Date of Birth (with a calendar icon), and Member Zip Code. At the bottom is a "Continue" button. To the right, there is a "Health Card" section with an orange arrow pointing to a sample ID card. The ID card shows the Florida Blue logo, the member's name "John D. Spauldy", the ID number "BC 090 01590", the member number "1X07234567890", the ID type "FCN FLBC", and the group number "9999922AL". Below the ID card, there is text explaining that the member number is on the front of the ID card and that the user should enter the full member number (with letters and numbers).

**To get started**, you'll need your **Member Number** (shown on your ID card).

Fill in your personal information and click **Continue**.

A screenshot of the "Email Address" registration step. It shows a "Back" button, the text "Step 1 of 5", and the heading "Email Address". Below the heading, it says "We'll send a verification code to this address." followed by a green arrow with the number "1." pointing to the input field. There are two input fields: "Enter Your Email Address:" and "Re-enter Your Email Address:". At the bottom is a "Continue" button. The footer of the page contains the text "MLP MREG 004 NF 092020".

**Step 1:** Enter your email address and click **Continue**.

Check your email for a confirmation code.

(continued next page)

# New Member Registration (continued)

< Back

Step 2 of 5

## Verify My Email Address

We've just sent a code to 100@GMAIL.COM. If you don't see the email, please check your spam folder.

Enter Code

Didn't get the code?  
We can send you [a new code](#).

Continue

MLP MREG 005 NF 092020

**Step 2:** Once you have the confirmation code from your email, enter the code and click **Continue**.

< Back

Step 3 of 5

## Create My Account

Create a User Name:

User Name Guidelines

- Must be 6 - 25 characters
- Acceptable characters: A-Z, a-z, 0-9, \_ , - , . , \$
- Cannot contain spaces
- Not a 9 digit number

Enter a Password:

 Example: gh\$Eb73#hy

Password Guidelines

- Must be 6 - 15 characters
- Acceptable characters: A-Z, a-z, 0-9, @, \_ , - , . , \$ , #
- Must contain at least one letter

**Step 3:** Choose a **User Name** and **Password**. The **Password** must be typed in twice for security purposes.

If you'd like to receive communications electronically, click the **Yes** box and then click **Continue**.

< Back

Step 4 of 5

## Account Recovery

If you forgot your password and need to reset it, we'll ask you questions:

Create Question 1:

Enter Your Answer:

Create Question 2:

Enter Your Answer:

Enter Your Answer:

Q Question Guidelines

- Must be 4 - 255 characters
- Not duplicate of another question

A Answer Guidelines

- Must be 3 - 30 characters
- Not the same as the corresponding question or another answer
- Acceptable characters: A-Z, a-z, 0-9, \_ , - , . , ; , \$ , ? , #

**Step 4:** Create three different security questions and type an answer below each. Click **Continue**.

**Note:** The security questions will be used if you forget your **User Name** or **Password**.

Florida Blue

Step 5 of 5

Success!

## Your account has been created!

Go!

**Step 5:** Success! Click **Go** to log into your account and start exploring.

Health insurance is offered by Florida Blue. HMO coverage is offered by Florida Blue HMO, an affiliate of Florida Blue. These companies are Independent Licensees of the Blue Cross and Blue Shield Association. We comply with applicable Federal civil rights laws and do not discriminate on the basis of race, color, national origin, age, disability or sex. ATENCIÓN: Si habla español, tiene a su disposición servicios gratuitos de asistencia lingüística. Llame al 1-800-352-2583 (TTY: 1-877-955-8773).

ATANSYON: Si w pale Kreyòl Ayisyen, gen sèvis èd pou lang ki disponib gratis pou ou. Rele 1- 800-352-2583 (TTY: 1-800-955-8770).