



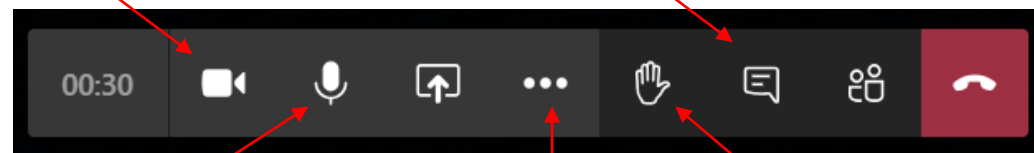
DAYTONA STATE COLLEGE

- Please **mute** your microphone when not speaking
- Utilize the **chat function** to share thoughts and pose questions during the session
- Utilize the **“Raise Hand”** feature to ask to be called on or to communicate that you are experiencing technical difficulties
- **Closed captioning** is available. Simply click on 3 dots and choose **“Turn on Live Captions”**
- This session is being recorded and will be available to all following the session

Turn video on/off

Show/hide chat

Leave session



Mute/unmute

Access closed captions

Raise hand

ASSESSMENT DAY

College of Arts and Sciences

**School of Humanities and
Communications**

September 30, 2021

Strengths

Challenges

Recommendations

Academic Assessment

	LEVEL	FOCUS	CONDUCTED BY	FREQUENCY
Academic Success Committee	Program	<ul style="list-style-type: none"> Quality of assessment practices 	Committee of peers	Years 1 & 2
Instructional Program Review	Program / Cluster	<ul style="list-style-type: none"> Enrollment, retention, completion Industry certifications and job placement Program budget and staffing Advisory committees Curriculum changes 	Committee of peers	Year 3
Assessment Day	Course/ Program	<ul style="list-style-type: none"> Enrollment by demographics Graduation and retention Average class size Course success rate Placement rate SLOs, PLOs and ILOs 	Program Chair and Faculty	Years 1, 2, 3

School of Humanities and Communications

Last Assessment Day Action Items

Last Assessment Day (10/01/2020)

- Continue roundtable discussions;
- Roundtable with the Humanities adjuncts;
- Brainstorm ways to use Civitas

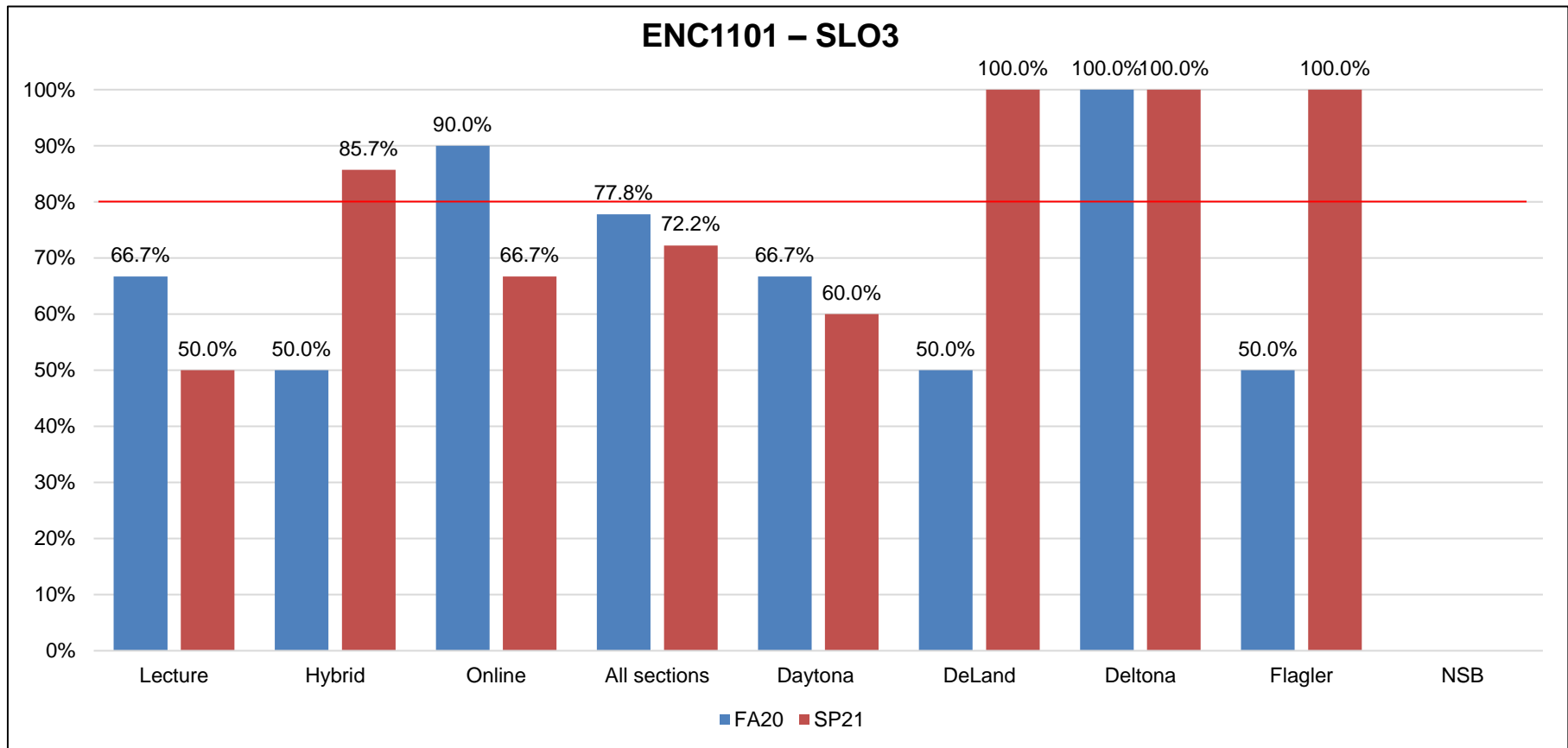
Course Learning Outcomes

ENC1101

The student will be able to:

1. Demonstrate critical thinking and reading skills. *(1, 2)*
2. Apply an understanding of the elements of writing processes to various genres. *(1, 2, 4)*
3. Use strategies for composing in different rhetorical situations. *(1, 2, 3)*

Course Assessment Results - ENC1101



SLO3: Use strategies for composing in different rhetorical situations.

Assignments: Three collected samples of the students writing that address different rhetorical situations: personal writing, public writing, and academic writing

Target: Over 80% of student samples marked as “Meets Learning Outcome”

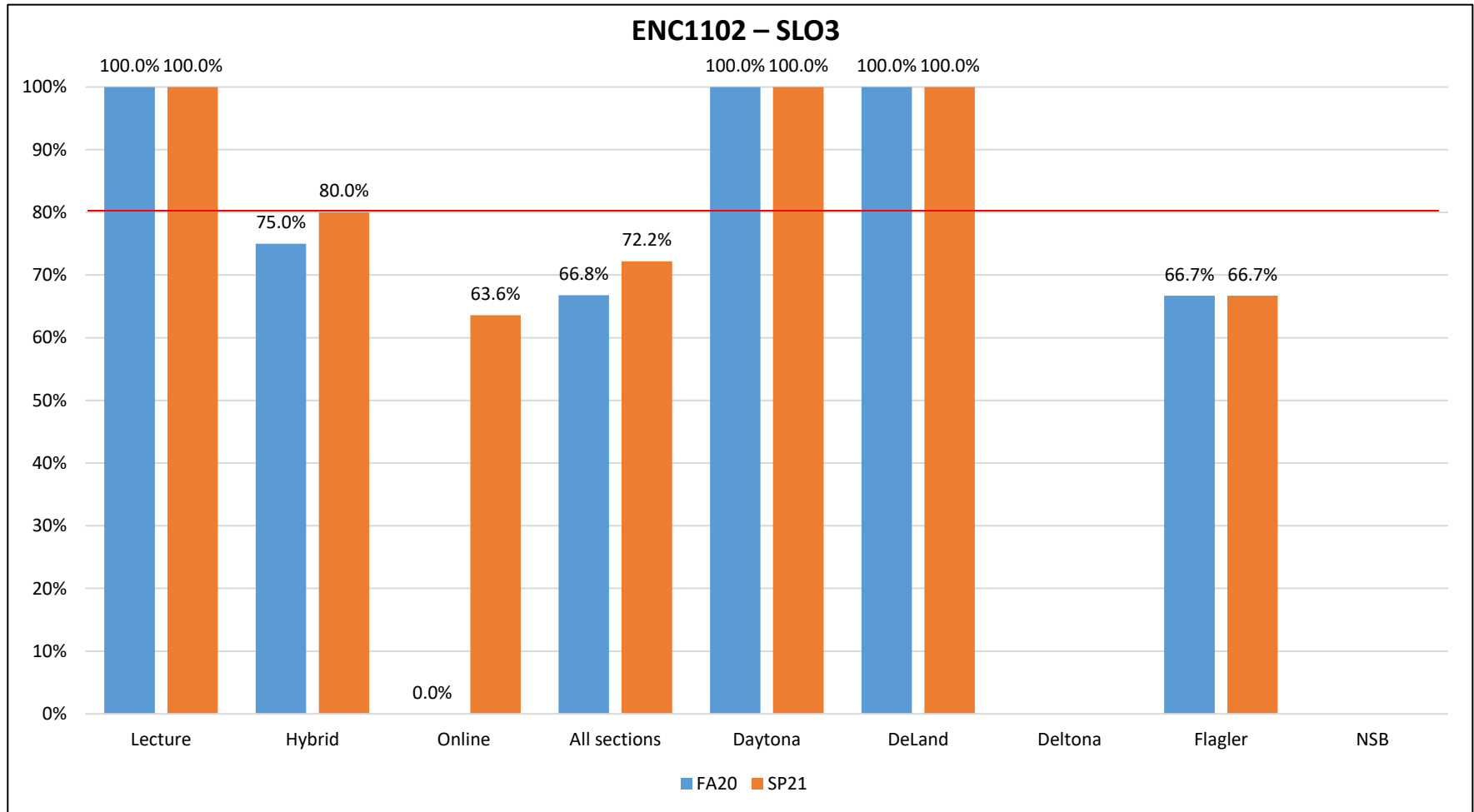
Course Learning Outcomes

ENC1102

The student will be able to:

1. Synthesize ideas from a variety of sources. *(1, 2)*
2. Integrate inquiry-based research into writing processes. *(1, 2, 4)*
3. Produce analytic texts that effectively address different rhetorical situations. *(1, 2, 3)*

Course Assessment Results – ENC1102



SLO3: Produce analytic texts that effectively address different rhetorical situation.

Assignment: Two collected samples of the students' writing that address different rhetorical situations: public writing and academic writing.

Target: Over 80% of student samples marked as "Meets Learning Outcome".

Course Learning Outcomes

ENC2210 – No Report

The student will be able to:

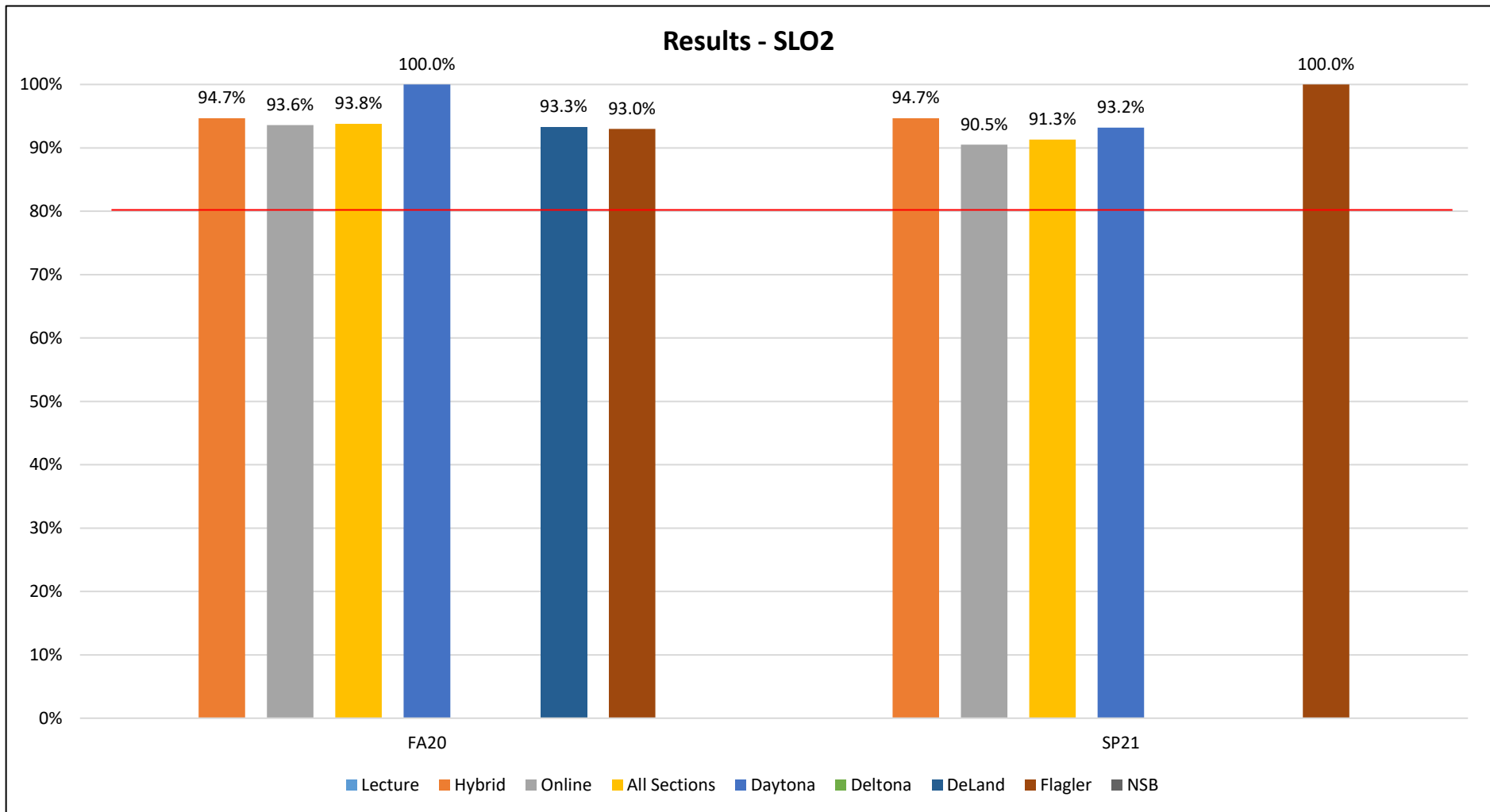
1. Compose in commonly used business and technical genres that effectively address different rhetorical situations. (1, 2, 4)
2. Analyze and interpret data in order to represent its meaning in writing for varied audiences. (1, 2, 4)
3. Conduct original research and represent the findings in a report for a particular audience. (1, 2, 3, 4)

Course Learning Outcomes AML and LIT Courses

The student will be able to:

1. Read critically, interpret, and appreciate literary texts of multiple genres.
2. Identify and explain how literary texts are relevant to their own experience and to the experiences of their own communities.
3. Explain how literary texts reflect and sometimes challenge the historical, social, and cultural contexts in which they are embedded.
4. Write about literary texts at a college level (1, 2, 4)

Course Assessment Results – AML and LIT Courses



SLO2: Students will be able to identify and explain how literary texts are relevant to their own experience and to the experiences of their own communities.

Target: 80% of students will receive a score of “Pass” by demonstrating the following in their writing:

- 1) Recall key details and stated relationships from the text.
- 2) Relate specific life experiences to the text in a manner that enhances the discussion of the text.
- 3) Select and use details, including direct quotes from the text, to support their main idea.
- 4) Make inferences about characters, events, settings, and their relationships on the total fabric of the work.

Course Learning Outcomes

CRW2100 Fiction Writing – No Report

The student will be able to:

1. Create original short stories mindful of craft: story structure, character, setting, voice, and image (1)
2. Examine and evaluate both professional and student-created short-stories according to the elements of the craft
3. Apply a writing/revision process for developing a story from an idea to a polished draft
4. Discuss ideas, strategies, successes and failures during the writing process

Course Learning Outcomes

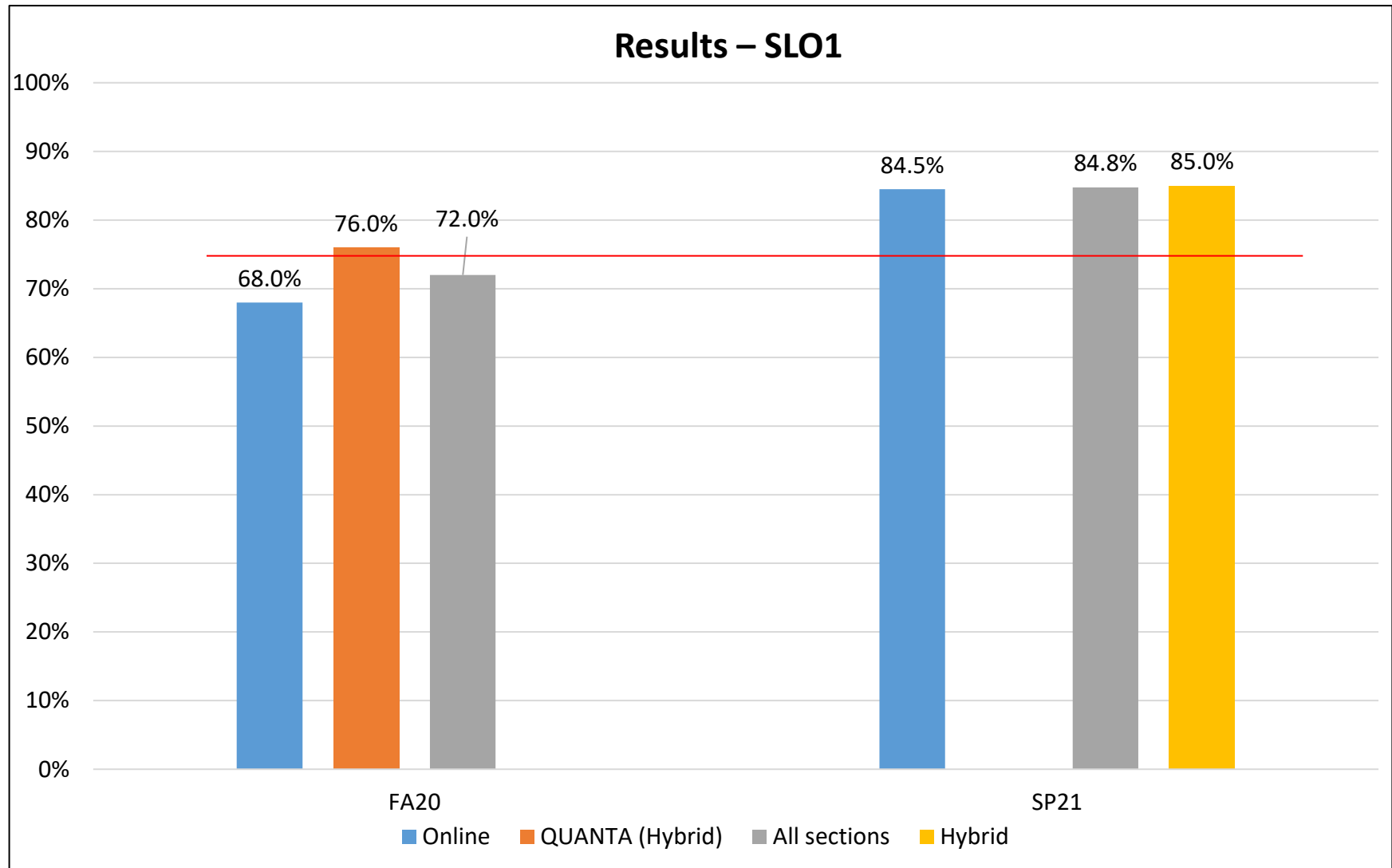
HUM2020 Introduction to Humanities

The student will be able to:

1. Analyze and explain the significance of representative cultural artifacts in the visual arts, music, literature and philosophy in their historical and cultural context. *(1, 3)*
2. Compare and contrast examples of the visual arts, music, literature and philosophy of different periods and cultural settings. *(1, 3)*
3. Relate representative cultural artifacts to the broader intellectual and aesthetic movements from which they emerge. *(1, 3)*
4. Write critically at a college level about representative cultural artifacts in their ideological, historical and cultural context. *(1, 2, 3, 4)*

Course Learning Outcomes

HUM2020 Introduction to Humanities



SLO1: Analyze and explain the significance of representative cultural artifacts in the visual arts, music, literature and philosophy in their historical and cultural context. **Target:** 75% success will score proficient or exceeds expectations for the rubric criteria used to measure Critical/Creative Thinking pertaining to SLO #1 of the course

Course Learning Outcomes

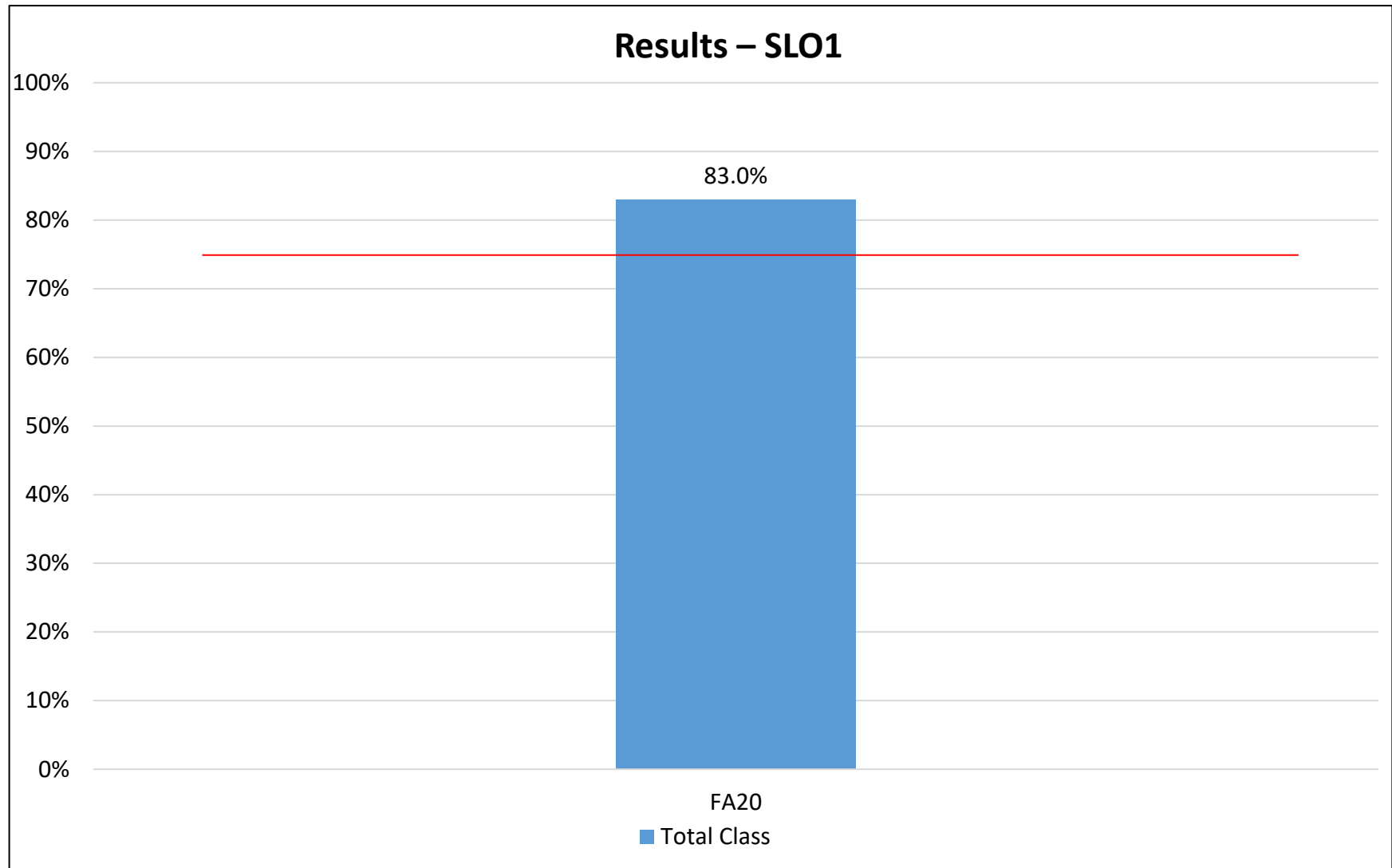
HUM2030 Renaissance to Postmodern Humanities

The student will be able to:

1. Analyze and explain the significance of representative cultural artifacts in the visual arts, music, literature and philosophy in their historical and cultural context. *(1, 2, 3)*
2. Compare and contrast examples of the visual arts, music, literature and philosophy of different periods and cultural settings. *(1, 3)*
3. Relate representative cultural artifacts to the broader intellectual and aesthetic movements from which they emerge. *(1, 2, 3)*
4. Write critically at a college level about representative cultural artifacts in their ideological, historical and cultural context. *(1, 2, 3, 4)*

Course Learning Outcomes

HUM2030 Renaissance to Postmodern Humanities

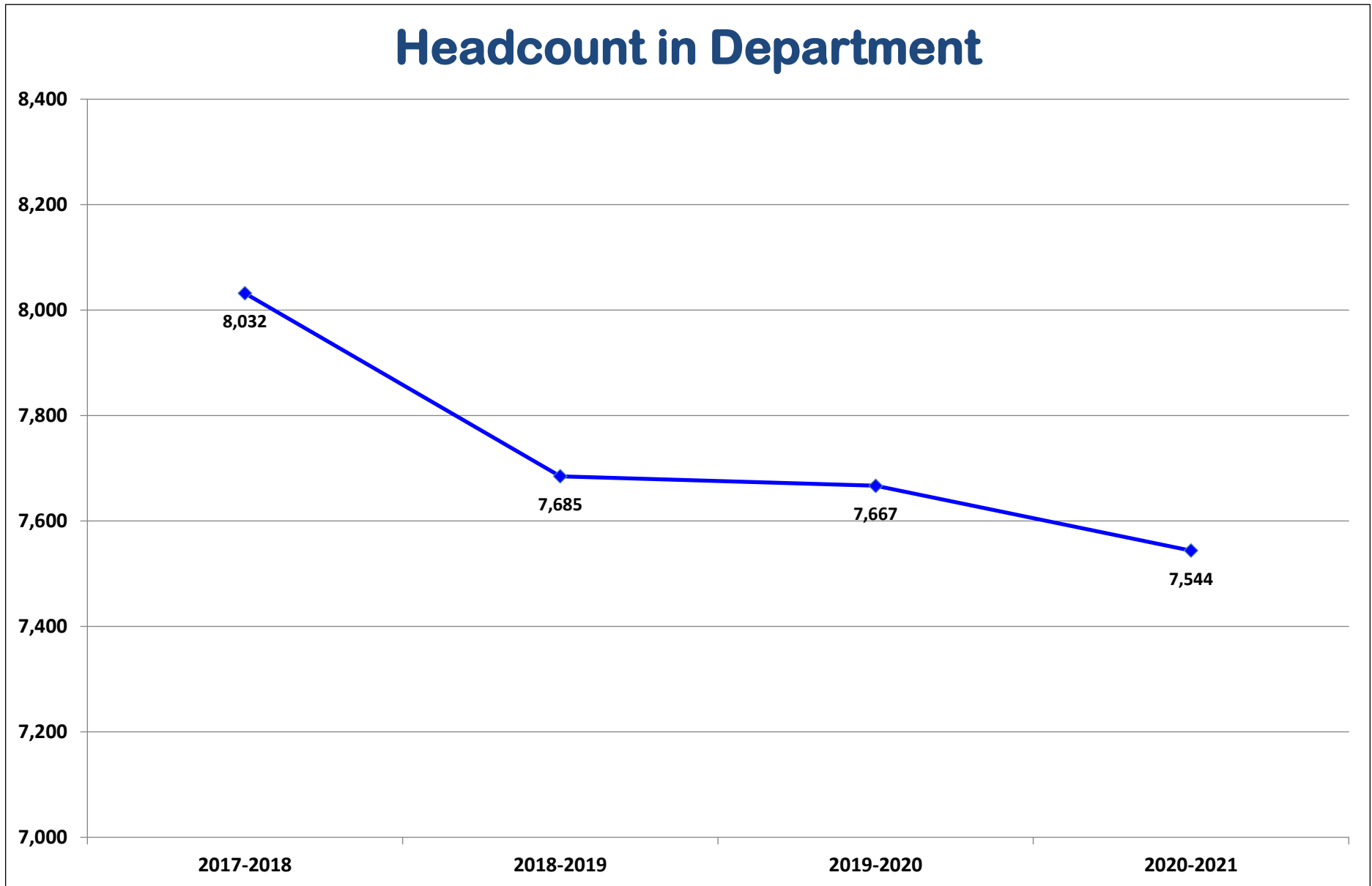


SLO1: Analyze and explain the significance of representative cultural artifacts in the visual arts, music, literature and philosophy in their historical and cultural context. Target: 75% success will score proficient or exceeds expectations for the rubric criteria used to measure SLO #1

Other Course Learning Outcomes reports

ENG2100

REL2300



Dual Enrollment count for 2020-2021: 1,695

Course Success Rate (1 of 2)

Courses	2017-2018		2018-2019		2019-2020		2020-2021	
	Attempted	% Successful	Attempted	% Successful	Attempted	% Successful	Attempted	% Successful
AML2050	29	86%						
AML2060	56	75%	28	68%	29	90%		
AML2600	129	79%	108	82%	141	73%	201	71%
CRW2100	24	96%	12	100%	23	83%	12	100%
ENC0025C	41	83%						
ENC0027	38	53%	114	58%	76	63%	49	53%
ENC0055L	416	76%	350	77%	327	74%	96	64%
ENC1101	4,222	73%	3,930	75%	3976	74%	3797	69%
ENC1102	3,306	79%	3,176	80%	3110	78%	2928	76%
ENC2210	79	81%	85	80%	95	82%	77	78%
ENG2100	15	100%	16	94%	11	100%		
ENG2905								
HUM2020	359	77%	396	82%	560	76%	1260	74%
HUM2210	30	67%	32	75%				
HUM2230	28	96%	24	92%			14	86%
IDH2028	35	100%	33	97%	43	95%	35	80%
JOU1100								



■ Indicates a success rate of 90% or higher
■ Indicates a success rate between 70% and 89%
■ Indicates a success rate below 70%

Course Success Rate (2 of 2)

Courses	2017-2018		2018-2019		2019-2020		2020-2021	
	Attempted	% Successful	Attempted	% Successful	Attempted	% Successful	Attempted	% Successful
LIT2000	2,471	82%	2,464	81%	2486	81%	2223	79%
LIT2040	24	79%	20	80%	14	93%		
LIT2110	470	84%	435	74%	242	74%	294	83%
LIT2120	12	92%	12	92%	208	76%	136	69%
LIT2602	24	71%	27	56%				
REA0017C	38	76%						
REL2300	125	74%	84	70%	141	79%	252	81%

■ Indicates a success rate of 90% or higher
■ Indicates a success rate between 70% and 89%
■ Indicates a success rate below 70%

Source: IR Program Assessment Data

Course Success Rate by Campus – Multiple Campuses Only (1 of 2)

Courses and Campus		2017-2018		2018-2019		2019-2020		2020-2021	
		Attempted	% Successful	Attempted	% Successful	Attempted	% Successful	Attempted	% Successful
CRW2100	Daytona					13	77%		
	Deland					10	90%		
ENC0025C	Daytona	31	81%						
	Deland	10	90%						
ENC0027	Daytona	25	48%	63	54%	50	56%		
	Deland	5	40%	11	36%	13	77%		
	Deltona	4	50%	24	58%	13	77%		
	Flagler/Palm Cst	4	100%	6	100%				
	NSB			10	80%				
ENC0055L	Daytona	191	74%	164	81%	185	73%		
	Deland	47	70%	39	85%	40	75%		
	Deltona	78	74%	68	75%	48	69%		
	Flagler/Palm Cst	63	86%	55	73%	34	79%		
	NSB	37	84%	24	58%	20	85%		
ENC1101	Daytona	1629	72%	1445	76%	1468	72%	513	71%
	Deltona	361	80%	378	79%	337	74%	117	78%
	Deland	448	80%	321	78%	392	80%	172	74%
	Flagler/Palm Cst	478	82%	501	79%	475	77%	144	76%
	High School							33	91%
	NSB	256	78%	223	83%	187	81%	53	58%

■ Indicates a success rate of 90% or higher
■ Indicates a success rate between 70% and 89%
■ Indicates a success rate below 70%

Excludes fully online courses

Source: IR Program Assessment Data

Course Success Rate by Campus – Multiple Campuses Only (2 of 2)

Courses and Campus		2017-2018		2018-2019		2019-2020		2020-2021	
		Attempted	% Successful	Attempted	% Successful	Attempted	% Successful	Attempted	% Successful
ENC1102	Daytona	1175	78%	1072	80%	999	76%	492	75%
	Deltona	298	80%	261	80%	204	78%	52	69%
	Deland	338	77%	348	79%	341	81%	165	76%
	Flagler/Palm Cst	373	90%	378	85%	377	83%	130	88%
	High School							24	88%
	New Smyrna Beach	162	87%	165	92%	143	83%	36	69%
HUM2020	Daytona	111	76%	174	83%	153	67%	103	88%
	Deltona					17	41%		
	Deland	86	87%	86	77%	87	86%	34	59%
	New Smyrna Beach	55	93%	55	93%				
LIT2000	Daytona	699	86%	605	85%	570	82%	296	80%
	Deltona	133	86%	203	85%	112	86%	33	70%
	Deland	234	84%	125	90%	176	78%	50	92%
	Flagler/Palm Cst	271	90%	255	89%	286	87%	42	88%
	New Smyrna Beach	108	88%	112	91%	93	89%	22	77%
LIT2110	Daytona	54	76%	49	86%	18	78%	40	93%
	Deltona	55	98%	34	85%	27	93%		
	Deland	30	87%	27	78%			18	83%
LIT2120	Daytona					18	94%		
	New Smyrna Beach					15	93%		
REL2300	Daytona	95	75%	55	73%	87	77%		
	Flagler					29	86%		
	New Smyrna Beach	30	73%	29	66%	25	76%		

Indicates a success rate of 90% or higher

Indicates a success rate between 70% and 89%




Indicates a success rate below 70%

Excludes fully online courses

Source: IR Program Assessment Data

School Course Success Rate by Campus – Overall

Campus	2017-2018		2018-2019		2019-2020		2020-2021	
	Attempted	% Successful	Attempted	% Successful	Attempted	% Successful	Attempted	% Successful
Daytona	4,249	77%	3,792	80%	3,717	75%	1,566	77%
Deltona	929	81%	833	80%	776	77%	202	74%
DeLand	1,236	80%	1,128	80%	1,059	80%	453	76%
Flagler/Palm Cst	1,189	87%	1,195	83%	1,201	82%	316	83%
High School							57	89%
New Smyrna Beach	660	83%	630	86%	483	84%	111	66%
Online	3,708	73%	3,768	73%	4,246	75%	8,669	73%
Total	11,971	78%	11,346	78%	11,482	77%	11,374	74%

 Indicates a success rate of 90% or higher
 Indicates a success rate between 70% and 89%
 Indicates a success rate below 70%

Source: IR Program Assessment Data

Course Success Rate By Instructional Method – Multiple Methods Only (1 of 2)

Courses and Instructional Method		2017-2018		2018-2019		2019-2020		2020-2021	
		Attempted	% Successful	Attempted	% Successful	Attempted	% Successful	Attempted	% Successful
AML2060	Lecture					57	75%		
	Online					84	71%		
AML2600	Lecture			57	84%				
	Hybrid							37	76%
	Online			51	80%			164	70%
ENC0025C	Hybrid	10	90%						
	Lecture	31	81%						
ENC0055L	Hybrid	26	81%	59	73%	56	82%		
	Lecture	390	76%	291	78%	271	72%		
ENC1101	Hybrid	660	83%	620	80%	700	80%	981	73%
	Lecture	2,512	74%	2,248	77%	2159	73%	51	82%
	Online	1,050	65%	1,062	69%	1117	71%	2765	67%
ENC1102	Hybrid	579	78%	615	85%	709	88%	842	77%
	Lecture	1,767	81%	1,609	80%	1355	74%	57	79%
	Online	960	74%	952	77%	1046	75%	2029	75%

■ Indicates a success rate of 90% or higher
■ Indicates a success rate between 70% and 89%
■ Indicates a success rate below 70%

Source: IR Program Assessment Data




Course Success Rate By Instructional Method – Multiple Methods Only (2 of 2)

Courses and Instructional Method		2017-2018		2018-2019		2019-2020		2020-2021	
		Attempted	% Successful	Attempted	% Successful	Attempted	% Successful	Attempted	% Successful
ENC2210	Hybrid	35	94%	39	87%	49	96%	37	84%
	Online	44	70%	46	74%	46	67%	39	72%
HUM2020	Hybrid			60	97%	84	70%	137	81%
	Lecture	252	83%	255	80%	173	73%		
	Online	107	61%	81	78%	303	79%	1123	74%
IDH2028	Hybrid							20	90%
	Online							15	67%
LIT2000	Hybrid	648	87%	596	88%	468	82%	443	81%
	Lecture	797	86%	704	85%	769	84%		
	Online	1026	76%	1164	75%	1249	79%	1780	79%
LIT2110	Hybrid	25	64%	21	81%	18	78%	58	90%
	Lecture	114	92%	89	84%	27	93%		
	Online	331	83%	325	70%	197	71%	236	81%
LIT2120	Hybrid					15	93%		
	Lecture					18	94%		
	Online					175	73%	136	81%
REL2300	Hybrid	68	72%	27	78%			16	88%
	Lecture	57	77%	57	67%	141	79%		
	Online							236	81%
DSC	Hybrid		83%		83%		80%		91%
	Lecture		83%		82%		82%		80%
	Online		78%		80%		81%		79%

■ Indicates a success rate of 90% or higher
■ Indicates a success rate between 70% and 89%
■ Indicates a success rate below 70%

School Course Success Rate By Instructional Method – Overall

Campus	2017-2018		2018-2019		2019-2020		2020-2021	
	Attempted	% Successful	Attempted	% Successful	Attempted	% Successful	Attempted	% Successful
Online	3,708	73%	3,768	73%	4,246	75%	8,668	73%
Lecture	6,127	79%	5,484	79%	5,071	75%	108	81%
Hybrid	2,136	82%	2,093	85%	2,165	84%	2,597	77%
Total	11,971	78%	11,345	78%	11,482	77%	11,373	74%

 Indicates a success rate of 90% or higher
 Indicates a success rate between 70% and 89%
 Indicates a success rate below 70%

Source: IR Program Assessment Data

Course Success Rates- Multiple Sessions or Sub-sessions Only (1 of 3)

Courses and Sub-session		2017-2018		2018-2019		2019-2020		2020-2021	
		Attempted	% Successful	Attempted	% Successful	Attempted	% Successful	Attempted	% Successful
AML2600	FA Full term	73	81%	53	81%	91	69%	74	76%
	SP Full term	56	77%	55	84%	50	80%	127	69%
CRW2100	FA Full term					10	90%	12	100%
	SP Full term					13	77%		
ENC0027	FA Full term			71	63%	46	63%	19	58%
	SP Full term			43	49%	30	63%	23	35%
	SU Full Term							7	100%

■ Indicates a success rate of 90% or higher
■ Indicates a success rate between 70% and 89%
■ Indicates a success rate below 70%

Course Success Rates- Multiple Sessions or Sub-sessions Only (2 of 3)

Courses and Sub-session		2017-2018		2018-2019		2019-2020		2020-2021		
		Attempted	% Successful	Attempted	% Successful	Attempted	% Successful	Attempted	% Successful	
ENC0055L	A term	6	83%	14	71%	10	80%	3	100%	↑
	FA B term	6	50%	8	88%	8	75%	3	0%	
	Full term	244	75%	192	84%	182	74%	40	68%	
	A term	5	100%	9	67%	12	92%	3	100%	↑
	SP B term	9	89%	3	33%	1	0%	12	42%	
	Full term	98	79%	97	67%	89	69%	35	66%	
	SU Full term	48	73%	27	74%	25	84%			
ENC1101	A term	141	92%	133	86%	168	86%	132	86%	
	FA B term	67	75%	48	67%	36	75%	200	56%	
	Full term	2458	74%	2209	77%	2127	75%	2059	71%	
	A term	90	80%	127	79%	165	79%	119	77%	
	SP B term	77	61%	45	60%	22	68%	157	50%	
	Full term	905	67%	852	68%	900	64%	709	65%	
	SU Full term	484	76%	516	81%	558	80%	421	73%	
ENC1102	A term	23	78%							
	FA B term	130	80%	136	81%	119	90%	221	74%	
	Full term	880	75%	877	77%	851	75%	687	71%	
	A term	23	91%	21	90%	24	96%	100	81%	
	SP B term	139	77%	173	87%	170	88%	193	76%	
	Full term	1671	80%	1510	81%	1528	75%	1262	76%	↑
	SU Full term	440	78%	459	82%	418	83%	465	81%	

■ Indicates a success rate of 90% or higher
■ Indicates a success rate between 70% and 89%
■ Indicates a success rate below 70%

Overall School Course Success Rates by Sessions or Sub-sessions

Session and Sub-session		2017-2018		2018-2019		2019-2020		2020-2021	
		Attempted	% Successful	Attempted	% Successful	Attempted	% Successful	Attempted	% Successful
FA	A term	491	89%	337	88%	292	88%	252	84%
	B term	268	79%	277	72%	193	84%	712	68%
	Full term	4,978	77%	4,637	78%	4,549	76%	4,157	73%
SP	A term	260	84%	308	83%	340	85%	361	82%
	B term	370	78%	417	82%	432	84%	703	71%
	Full term	3,964	77%	3,656	76%	3,996	73%	3,385	73%
SU	Full term	1,640	78%	1,714	79%	1,680	83%	1,804	80%
Total		11,971	78%	11,346	78%	11,482	77%	11,374	74%

■ Indicates a success rate of 90% or higher
■ Indicates a success rate between 70% and 89%
■ Indicates a success rate below 70%

Course Success Rates by IM and Sessions/Sub-sessions (1 of 2)

Course, IM and Session/ Sub-session				2018-2019		2019-2020		2020-2021	
				Attempt	Success	Attempt	Success	Attempt	Success
AML2600	Online	FA	Full term	24	71%	54	63%	55	80%
		SP	Full term	27	89%	30	87%	109	65%
	Lecture	FA	Full term	29	90%	37	78%		
		SP	Full term	28	79%	20	70%		
	Hybrid	FA	Full term					19	63%
		SP	Full term					18	89%
ENC0027	Online	FA	Full term					19	58%
		SP	Full term					23	35%
		SU	Full term					7	100%
	Lecture	FA	Full term	71	63%	46	63%		
		SP	Full term			30	63%		
ENC0055L	Lecture	FA	Full term	192	84%	182	74%		
		SP	A term	2	50%				
			Full term	99	67%	89	69%		
	Online		A term					3	100%
		FA	B term					3	0%
			Full term					40	68%
			A term					3	100%
		SP	B term					12	42%
			Full term					35	66%
	Hybrid	FA	A term	14	71%	10	80%		
			B term	8	88%	8	75%		
		SP	A term	7	71%	12	92%		
		B term	3	33%	1	0%			
SU		Full term	27	74%	25	84%			
ENC1101	Online		A term					72	85%
		FA	B term	24	63%	21	67%	200	56%
			Full term	470	66%	466	69%	1444	69%
			A term	26	88%	25	92%	70	80%
		SP	B term	45	60%	22	68%	157	50%
			Full term	227	64%	285	65%	411	64%
	Lecture	SU	Full term	270	79%	298	78%	411	73%
		FA	Full term	1636	80%	1566	76%	33	91%
		SP	Full term	564	69%	549	62%	18	67%
		SU	Full term	48	81%	44	84%		
			A term	133	86%	168	86%	60	88%
		FA	B term	24	71%	15	87%		
Hybrid		Full term	103	77%	95	75%	582	74%	
	SP	A term	101	76%	140	76%	49	73%	
		Full term	61	72%	66	74%	280	67%	
	SU	Full term	198	84%	216	82%	10	60%	

Course, IM and Session/ Sub-session				2018-2019		2019-2020		2020-2021		
				Attempt	Success	Attempt	Success	Attempt	Success	
ENC1102	Online	FA	B term					142	73%	
			Full term	344	75%	357	70%	454	73%	
			A term	22	86%	25	80%	100	81%	
		SP	B term					148	74%	
			Full term	349	77%	435	77%	728	73%	
		SU	Full term	259	81%	229	80%	457	81%	
	Lecture	FA	Full term	507	79%	447	78%			
		SP	Full term	1063	81%	908	72%	57	79%	
		SU	Full term	39	85%					
		FA	B term	136	81%	119	90%	79	76%	
			Full term	26	81%	47	87%	233	66%	
		Hybrid	A term	21	90%	24	96%			
ENC2210	Hybrid	SP	B term	151	87%	145	89%	45	84%	
			Full term	120	88%	185	86%	477	81%	
		SU	Full term	161	83%	189	86%	8	100%	
	Online	FA	Full term	20	70%	22	50%	18	83%	
		SP	Full term	26	77%	24	83%	21	62%	
		Hybrid	FA	Full term	39	87%	49	96%	37	84%
HUM2020	Online	FA	B term					29	76%	
			Full term	28	75%	29	69%	355	73%	
			A term					29	83%	
		SP	B term			47	83%	85	81%	
			Full term			174	78%	310	72%	
		SU	Full term	53	79%	53	83%	315	73%	
	Lecture	FA	Full term	117	85%	28	82%			
		SP	Full term	113	73%	145	71%			
		SU	Full term	25	92%					
		Hybrid	FA	B term					13	31%
			Full term	60	97%	67	78%	64	94%	
		SP	Full term			17	41%	60	78%	
IDH2028	Online	SP	Full term					15	67%	
	Hybrid	SP	Full term	32	97%	43	95%	20	90%	

■ Indicates a success rate of 90% or higher
■ Indicates a success rate between 70% and 89%
■ Indicates a success rate below 70%

Course, IM and Session/ Sub-session			2018-2019		2019-2020		2020-2021		
			Attempt	Success	Attempt	Success	Attempt	Success	
LIT2000	Online	FA A term	56	91%	85	91%	99	82%	
		FA B term	51	55%	30	77%	219	77%	
		Full term	370	75%	324	70%	307	74%	
	Online	SP A term	89	93%	88	92%	110	87%	
		SP B term	57	70%	105	87%	165	75%	
		Full term	203	72%	292	74%	427	73%	
	SU	Full term	338	72%	325	85%	453	88%	
		Lecture	FA Full term	373	85%	426	89%		
			SP A term			13	92%		
	SP B term				29	72%			
	SU	Full term	331	86%	343	77%			
		Full term	169	85%					
		Hybrid	FA A term					18	72%
	FA Full term				27	70%	190	77%	
	SP A term				23	83%			
	SU	SP B term			58	83%	91	85%	
		Full term			154	77%	144	86%	
		Full term			206	88%			
LIT2110	Online	FA B term	21	62%			27	67%	
		Full term	112	74%	120	63%	152	78%	
		SP Full term	113	66%					
	Lecture	SU Full term	79	72%	77	83%	57	98%	
		FA Full term	47	87%	27	93%			
		SP Full term	42	81%					
	Hybrid	FA Full term					38	87%	
SP Full term						20	95%		
SU Full term	21	81%	18	78%					
LIT2120	Hybrid	SP A term	12	92%	15	93%			
		SP Full term			175	73%	108	67%	
	Lecture	SU Full term					28	79%	
		SP Full term			18	94%			
REL2300	Online	FA Full term					90	82%	
		SP Full term					88	78%	
		SU Full term					58	81%	
	Lecture	FA Full term	29	66%	112	85%			
		SP Full term	28	68%	29	55%			
	Hybrid	SP Full term					16	88%	
SU Full term		27	78%						

Course Success Rates for Guaranteed Sections

Course	2017-2018		2017-2018 Overall	2018-2019		2018-2019 Overall	2019-2020		2019-2020 Overall	2020-2021		2020-2021 Overall
	Attempted	% Successful		Attempted	% Successful		Attempted	% Successful		Attempted	% Successful	
ENC1101	128	83%	73%	225	80%	75%	167	77%	74%	159	76%	69%
ENC1102	138	77%	79%	190	80%	80%	148	70%	78%	109	77%	76%
HUM2020										13	31%	74%
LIT2000				273	89%	81%				91	85%	79%
Total	266	80%		688	84%		315	74%		372	77%	

■ Indicates a success rate of 90% or higher
■ Indicates a success rate between 70% and 89%
■ Indicates a success rate below 70%

Course Success Rates for Dual Enrolled Students

Course	2018-2019		2018-2019 Overall	2019-2020		2019-2020 Overall	2020-2021		2020-2021 Overall
	Attempted	% Successful		Attempted	% Successful		Attempted	% Successful	
AML2050									
AML2060	4	100%	68%	4	100%	90%			
AML2600	10	90%	82%	6	100%	73%	24	92%	71%
CRW2100				8	100%	83%			
ENC0055L				1	100%	74%			
ENC1101	944	92%	75%	1,097	90%	74%	815	88%	69%
ENC1102	701	93%	80%	881	91%	78%	11	82%	76%
ENC2210	5	100%	80%	22	86%	82%			
ENG2100	1	100%	94%	2	100%	100%			
HUM2020	56	95%	82%	89	90%	76%	249	86%	74%
HUM2210	4	100%	75%						
HUM2230	8	75%	92%				4	100%	86%
IDH2028	3	100%	97%	6	100%	95%	3	100%	80%
LIT2000	342	88%	81%	540	93%	81%	379	93%	79%
LIT2040				6	100%	93%			
LIT2110	45	89%	74%	38	87%	74%	55	93%	83%
LIT2120	3	100%	92%	33	100%	76%	14	86%	69%
REL2300	7	86%	70%	25	84%	79%	75	95%	81%
Total	2,137	91%		2,758	91%		2,702	88%	

■ Indicates a success rate of 90% or higher
■ Indicates a success rate between 70% and 89%
■ Indicates a success rate below 70%

Course Success Rates by Race/Ethnicity (1 of 2)

Course and Race/Ethnicity	2018-2019		2019-2020		2020-2021	
	Enroll	Success	Enroll	Success	Enroll	Success
AML2060	28	68%	29	90%		
Black	2	50%	2	100%		
Hispanic/Latino	6	50%	5	80%		
Two or More Races			2	50%		
Unknown	2	100%	1	100%		
White	18	72%	19	95%		
AML2600	108	82%	141	73%	201	71%
American Indian			1	100%		
Asian	3	67%	2	100%	3	67%
Black	52	75%	64	67%	85	64%
Hispanic/Latino	20	95%	24	67%	37	78%
Two or More Races	8	100%	9	56%	14	86%
Unknown	2	100%	2	50%	2	50%
White	23	83%	39	90%	60	75%
CRW2100	12	100%	23	83%	12	100%
Black					1	100%
Hispanic/Latino			3	33%	1	100%
Two or More Races			2	100%	2	100%
Unknown					1	100%
White	12	100%	18	89%	7	100%
ENC0027	114	58%	76	63%	49	53%
Asian	3	67%	8	50%	3	100%
Black	27	56%	20	45%	12	33%
Hispanic/Latino	31	55%	22	77%	10	60%
Two or More Races	5	20%	4	50%	2	50%
Unknown	3	67%	2	50%	4	50%
White	45	64%	20	75%	18	56%
ENC0055L	350	77%	327	74%	96	64%
American Indian	1	0%	3	67%		
Asian	14	93%	22	73%	2	100%
Black	83	82%	65	66%	25	40%
Hispanic/Latino	95	77%	85	84%	24	63%
Two or More Races	9	78%	12	67%	4	50%
Unknown	3	100%	4	75%		
White	143	73%	136	73%	41	78%

Course and Race/Ethnicity	2018-2019		2019-2020		2020-2021	
	Enroll	Success	Enroll	Success	Enroll	Success
ENC1101	3930	75%	3976	74%	3797	69%
American Indian/Alas	6	67%	11	73%	8	50%
Asian	82	80%	106	84%	84	77%
Black	535	67%	534	61%	505	51%
Hispanic/Latino	731	72%	807	70%	818	68%
Native Hawaiian/Paci	7	86%	7	100%	8	63%
Two or More Races	164	65%	178	62%	212	57%
Unknown	92	86%	92	88%	79	78%
White	2313	79%	2241	78%	2083	74%
ENC1102	3176	80%	3110	78%	2928	76%
American Indian/Alas	7	86%	4	75%	4	75%
Asian	70	84%	88	84%	88	86%
Black	359	73%	366	68%	316	61%
Hispanic/Latino	590	78%	588	74%	576	72%
Native Hawaiian/Paci	4	75%	3	100%	4	75%
Two or More Races	111	79%	131	68%	124	67%
Unknown	92	85%	73	86%	61	80%
White	1943	82%	1857	81%	1755	80%
ENC2210	85	80%	95	82%	77	78%
Asian	5	80%	6	83%	4	75%
Black	7	57%	8	75%	1	0%
Hispanic/Latino	14	86%	19	79%	17	88%
Two or More Races	5	80%	4	100%	3	33%
Unknown	3	100%	4	75%	3	100%
White	50	82%	54	83%	49	78%
ENG2100	16	94%	11	100%		
Hispanic/Latino			1	100%		
Two or More Races			2	100%		
White	14	93%	8	100%		

Course Success Rates by Race/Ethnicity (2 of 2)

Course and Race/Ethnicity	2018-2019		2019-2020		2020-2021	
	Enroll	Success	Enroll	Success	Enroll	Success
HUM2020	396	82%	560	76%	1260	74%
American Indian			1	100%	4	50%
Asian	9	89%	17	71%	35	74%
Black	48	65%	57	60%	168	61%
Hispanic/Latino	70	80%	129	77%	273	73%
Native Hawaiian					3	67%
Two or More Races	18	67%	22	73%	47	64%
Unknown	10	80%	2	100%	23	87%
White	241	87%	332	78%	707	78%
HUM2230					14	86%
Hispanic/Latino					2	100%
Two or More Races					2	100%
Unknown					1	100%
White					9	78%
IDH2028	33	97%	43	95%	35	80%
Asian	1	100%	2	100%	1	100%
Black	3	100%	4	100%		
Hispanic/Latino	8	100%	8	88%	10	90%
Two or More Races	3	100%	1	100%		
Unknown	1	100%	2	100%	1	100%
White	17	94%	26	96%	23	74%
LIT2000	2464	81%	2486	81%	2223	79%
American Indian	5	80%	5	100%	2	100%
Asian	59	86%	57	93%	57	86%
Black	268	68%	270	69%	226	67%
Hispanic/Latino	436	78%	448	82%	399	78%
Native Hawaiian	2	100%	2	0%	7	71%
Two or More Races	106	75%	100	77%	98	71%
Unknown	48	85%	47	89%	49	88%
White	1540	84%	1557	83%	1385	82%

Course and Race/Ethnicity	2018-2019		2019-2020		2020-2021	
	Enroll	Success	Enroll	Success	Enroll	Success
LIT2040	20	80%	14	93%		
Black	1	0%	2	100%		
Two or More Races	1	100%	2	100%		
Unknown			1	100%		
White	14	79%	9	89%		
LIT2110	435	74%	242	74%	294	83%
Asian	11	82%	3	100%	6	83%
Black	50	52%	25	76%	19	84%
Hispanic/Latino	72	67%	46	74%	54	80%
Two or More Races	23	78%	10	60%	16	81%
Unknown	8	75%	5	60%	6	67%
White	268	79%	153	75%	193	84%
LIT2120	12	92%	208	76%	136	69%
Asian			4	50%	4	75%
Black			15	73%	12	83%
Hispanic/Latino	2	50%	39	74%	37	59%
Native Hawaiian			1	100%		
Two or More Races			6	50%	5	60%
Unknown			3	100%	5	80%
White	10	100%	140	79%	73	71%
REL2300	84	70%	141	79%	252	81%
American Indian					2	50%
Asian	8	88%	7	86%	12	75%
Black	8	63%	12	75%	16	75%
Hispanic/Latino	11	73%	18	78%	44	80%
Native Hawaiian					1	0%
Two or More Races	7	57%	10	70%	10	80%
Unknown					4	100%
White	48	71%	94	80%	163	83%

Indicates a success rate of 90% or higher
 Indicates a success rate between 70% and 89%
 Indicates a success rate below 70%

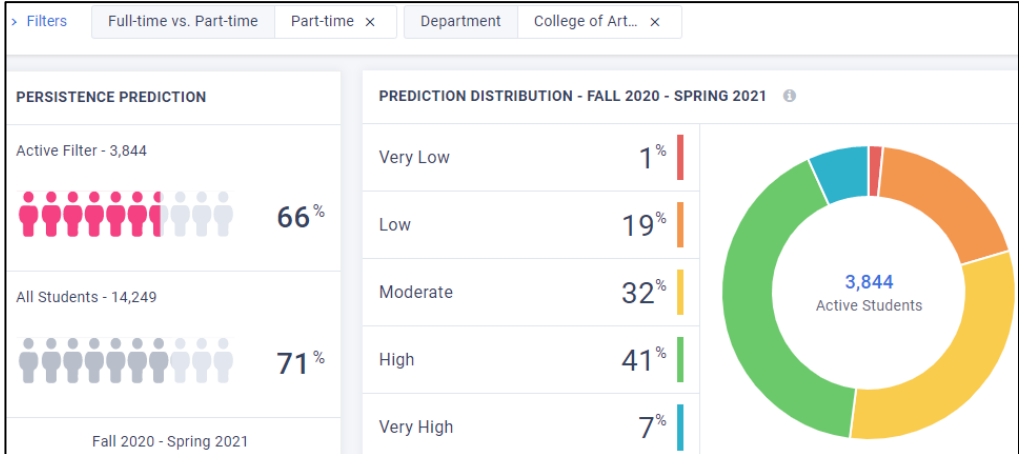
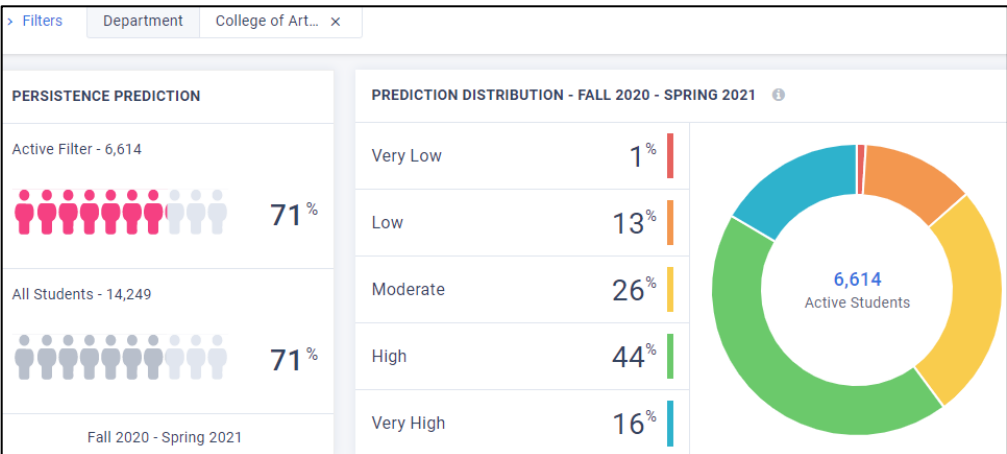
Source: IR Program Assessment Data

Overall Success Rates by Race/Ethnicity

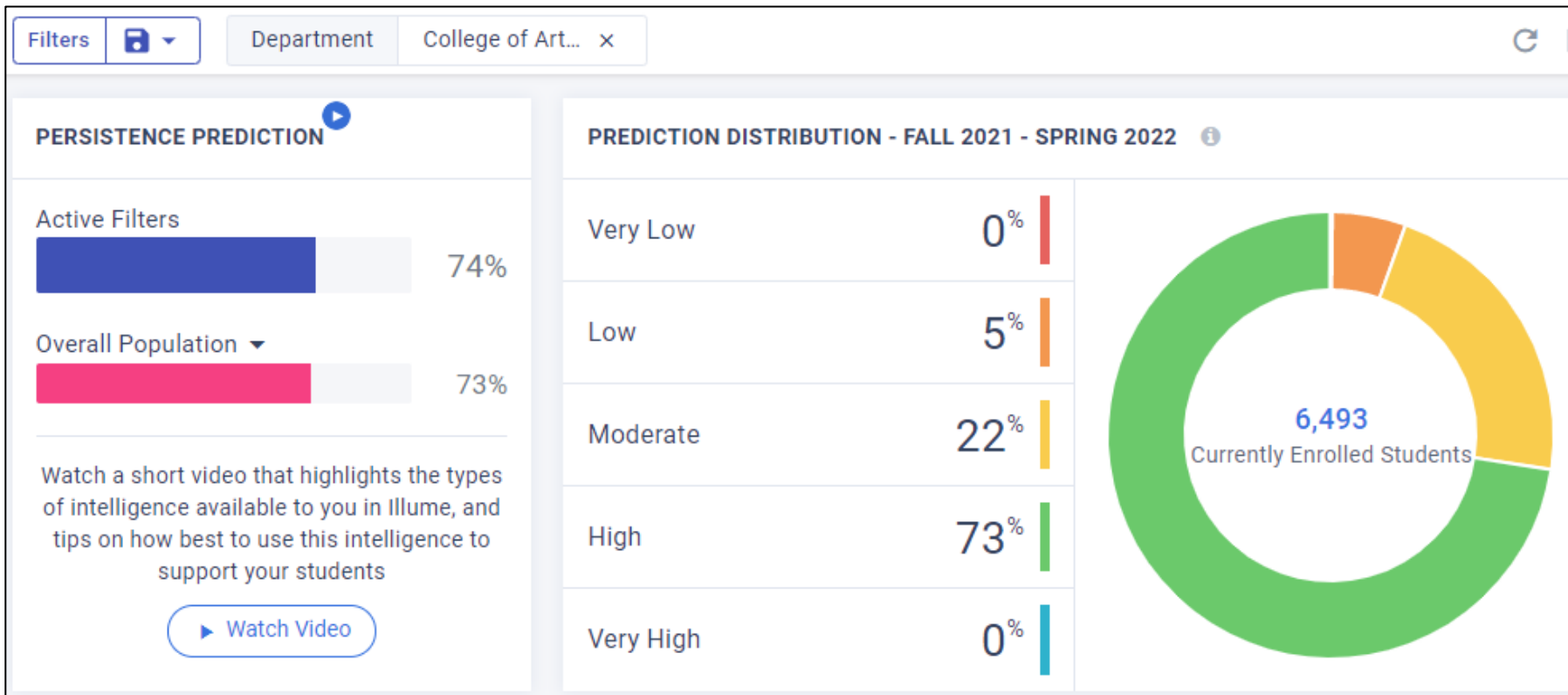
Course and Race/Ethnicity	2020-2021	
	Enroll	Success
Humanities and Communications	11374	74%
American Indian	20	60%
Asian	299	82%
Black	1386	59%
Hispanic/Latino	2302	72%
Native Hawaiian	23	65%
Two or More Races	539	64%
Unknown	239	82%
White	6566	78%

■ Indicates a success rate of 90% or higher
■ Indicates a success rate between 70% and 89%
■ Indicates a success rate below 70%

Civitas



Captured on 9/15/2020



Captured on 9/13/2021

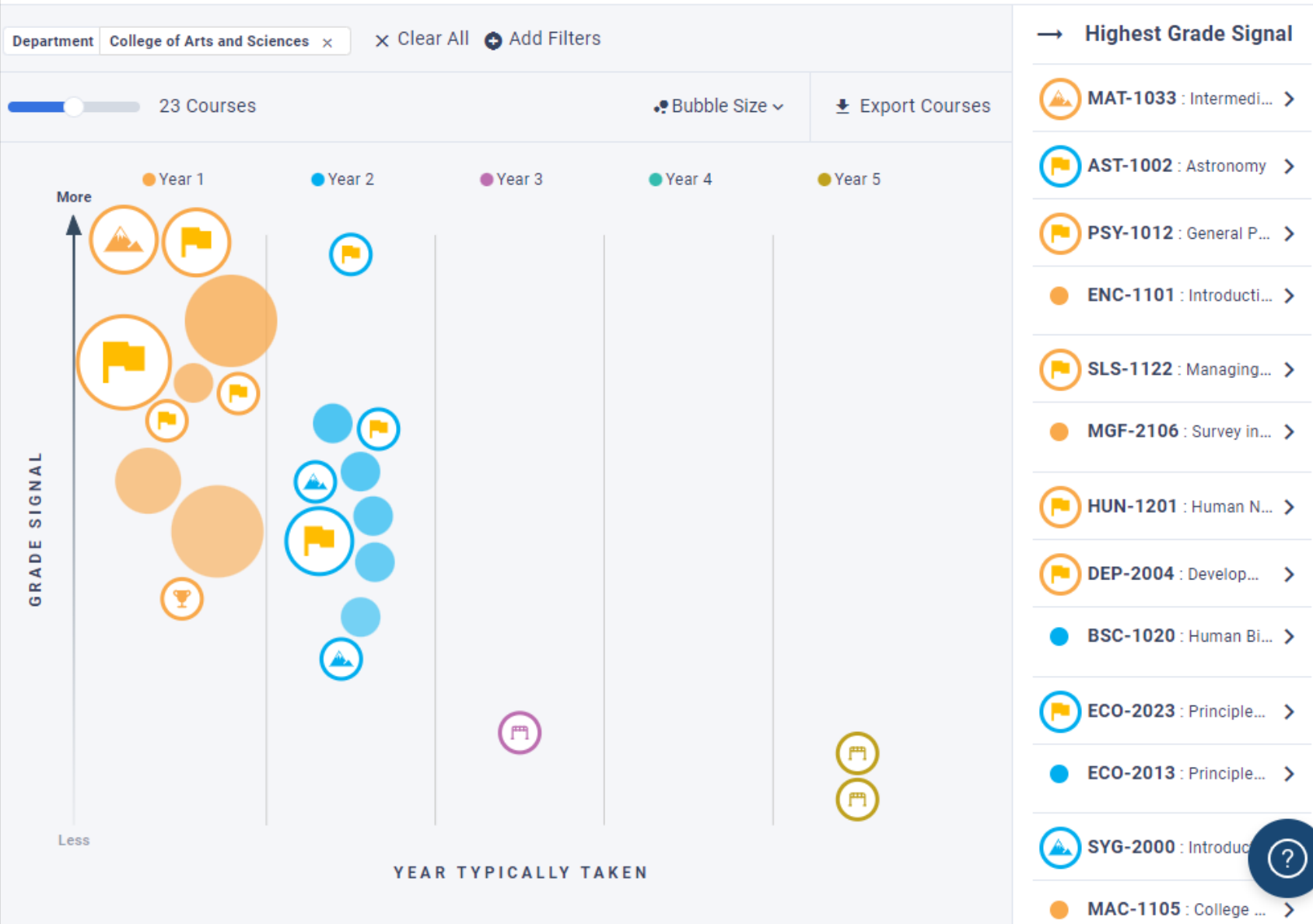
Civitas

Captured on 9/13/2021

Explore courses where:

A student's course grade strongly signals graduation likelihood

These are courses where a single letter-grade difference creates the biggest boost in graduation likelihood for an individual student. Advising students to prioritize these courses could increase their graduation likelihood.





DAYTONA STATE COLLEGE

2021-2022

Academic Affairs

Assessment Day and Program Guides

*How Does Assessment Day Data Impact
Program Requirements and Course Sequence*

Program Guides - Overview

- Given Assessment Day results, are there any changes needed to or desired for the Program Guide?
- Please Review:
 - Program Information
 - General Education Course Selections (if applicable)
 - Program Course Catalog Information
 - Program of Study (sequence of courses)

Program Guides – Information Review

- Mission statement
 - Does it accurately state the purpose and goals of the program?
- Description
 - Does it clearly portray the nature of the program and any unique characteristics (i.e. embedded certificates, industry certifications, program accreditations, etc.)?

Program Guides – General Ed. Review

- General Education Courses *(if applicable)*
 - Are the selection of courses aligned with the academic knowledge students need to be successful in the related field(s)/occupations?
 - Must be a minimum of 15 credit hours for A.S. programs *(F.A.C. 6A-10.024)*
 - A.S. programs must include at least one core course (Column I) from each general education subject area: Communications, Mathematics, Natural Science, Social Science and Humanities *(F.A.C. 6A-14.0303)*
 - A.S. programs must provide an opportunity for students entering the College to meet the Civic Literacy Competency requirement via course AMH2020 or POS2041 *(F.A.C. 6A-10.02413)*
 - Do the selection of courses allow for seamless transition to the Baccalaureate level (if applicable)?

Program Guides – Course Reqs. Review

- Program Specific Course Requirements
 - Are the courses relevant to the academic and technical skills required in the related field(s)/occupation(s)?
 - Are there any required courses offered by another department? If so, consult with that department on upcoming changes (if any).
 - Are there any courses that have not been offered in over 5 years?

Program Guides – Course Information Review

- Program Specific Course Catalog Information
 - Is the course description accurate?
 - Are the course prefix, number and/or title relevant?
 - Are the term offerings up-to-date?
 - Are the pre-requisite and co-requisite course assignments appropriate to what students need to know to be successful in the requisite (*required*) course?

Program Guide – Program of Study Review

- Program of Study
 - Is the sequence of courses structured from foundational to advanced content, as appropriate?
 - Does the sequence align with course, term offerings?
 - Does the sequence align with course, prerequisite/co-requisite assignments?
 - Are there any special notes/information missing, incorrect or desired?