

# ASSESSMENT DAY

---

College of Arts and Sciences

School of Humanities and Communications

October 1, 2020

Strengths

Challenges

Recommendations

# Academic Assessment

	LEVEL	FOCUS	CONDUCTED BY	FREQUENCY
<b>Academic Success Committee</b>	Program	<ul style="list-style-type: none"> <li>Quality of assessment practices</li> </ul>	Committee of peers	Years 1 & 2
<b>Instructional Program Review</b>	Program / Cluster	<ul style="list-style-type: none"> <li>Enrollment, retention, completion</li> <li>Industry certifications and job placement</li> <li>Program budget and staffing</li> <li>Advisory committees</li> <li>Curriculum changes</li> </ul>	Committee of peers	Year 3
<b>Assessment Day</b>	Course/ Program	<ul style="list-style-type: none"> <li>Enrollment by demographics</li> <li>Graduation and retention</li> <li>Average class size</li> <li>Course success rate</li> <li>Placement rate</li> <li>SLOs, PLOs and ILOs</li> </ul>	Program Chair and Faculty	Years 1, 2, 3

# Last Assessment Day – Action Items

## **School of Humanities and Communications (10/24/2019)**

- Update catalog information;
- Expand hybrid offerings and HUM online classes;
- Invite Michelle Goldys to give advising overview;
- Devise methods to provide support for standard issues (D2L, CIVITAS, submitting grades) and group these supports in one handy location for faculty to access;
- Update HUM course outcome assessment template

### For Institutional Research:

- Provide success rates by class size (20 and under versus greater than 20);
- Provide success rates by student academic plans (AA versus AS);

### For Institutional Effectiveness:

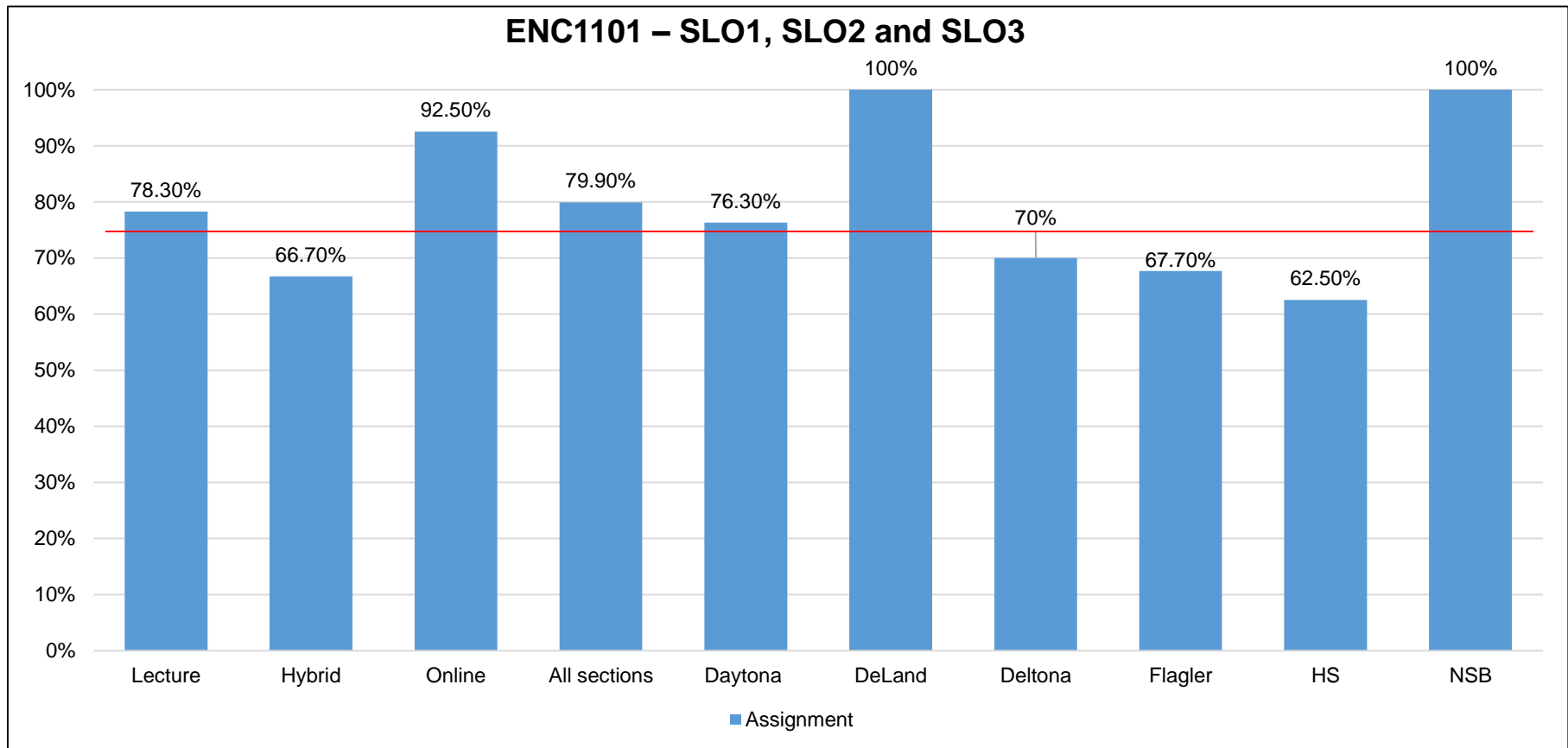
- Provide course assessment template for HUM2020

## Course Learning Outcomes ENC1101

The student will be able to:

1. Demonstrate critical thinking and reading skills. (1, 2)
2. Apply an understanding of the elements of writing processes to various genres. (1, 2, 4)
3. Use strategies for composing in different rhetorical situations. (1, 2, 3)

# Course Assessment Results - ENC1101



Assignments: Three collected samples of the students writing that address different rhetorical situations: personal writing, public writing, and academic writing

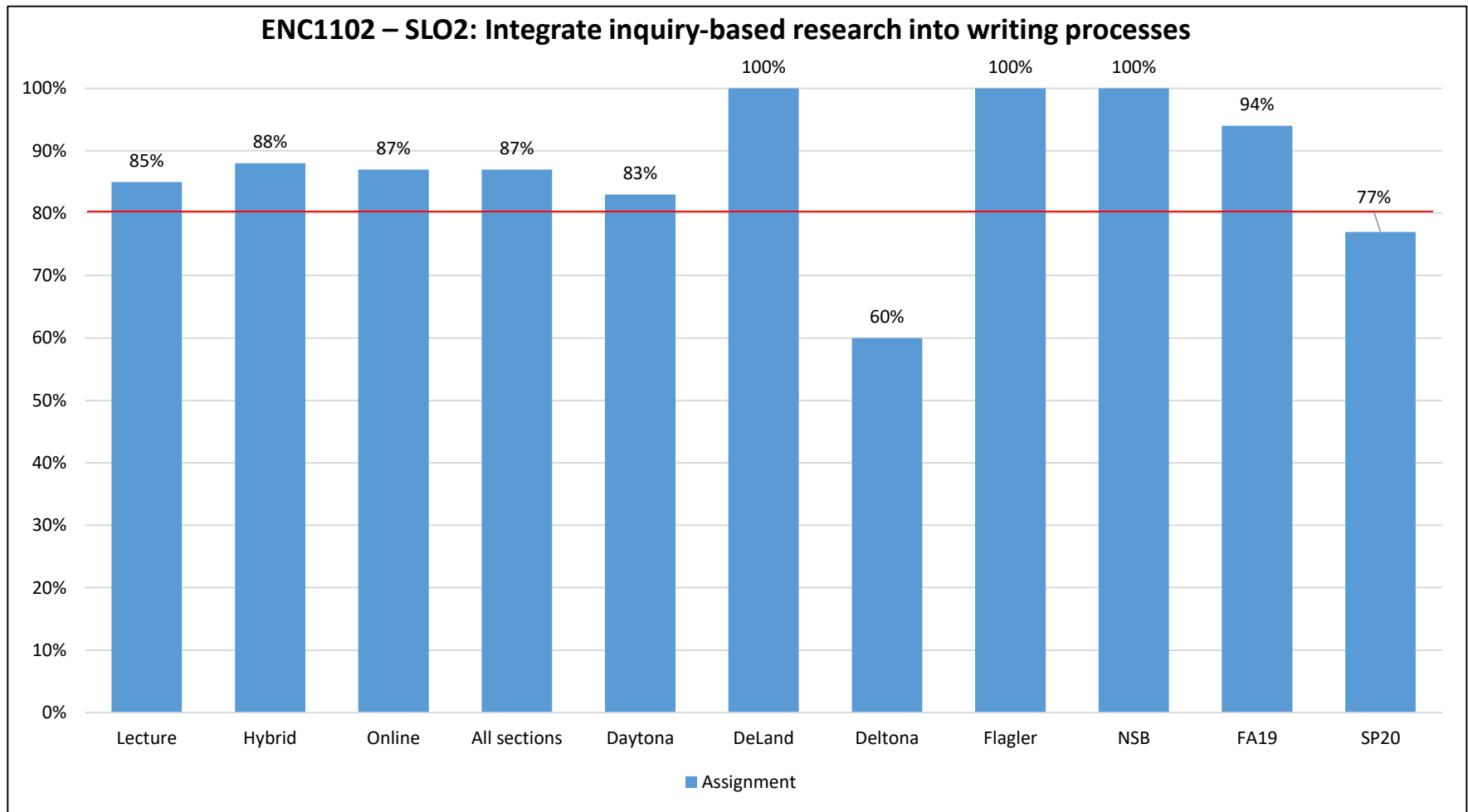
Target: Under 25% of collected student samples identified at “Exceptionally Weak”

## Course Learning Outcomes ENC1102

The student will be able to:

1. Synthesize ideas from a variety of sources. *(1, 2)*
2. Integrate inquiry-based research into writing processes.  
*(1, 2, 4)*
3. Produce analytic texts that effectively address different rhetorical situations. *(1, 2, 3)*

# Course Assessment Results – ENC1102



Assignment: Two collected samples of the students' writing that address different rhetorical situations: public writing and academic writing.

Target: 80% or more of student samples earning a passing score. Passing samples scored a 2 or higher on the DSC Writing Rubric under the "Information Literacy" criteria.

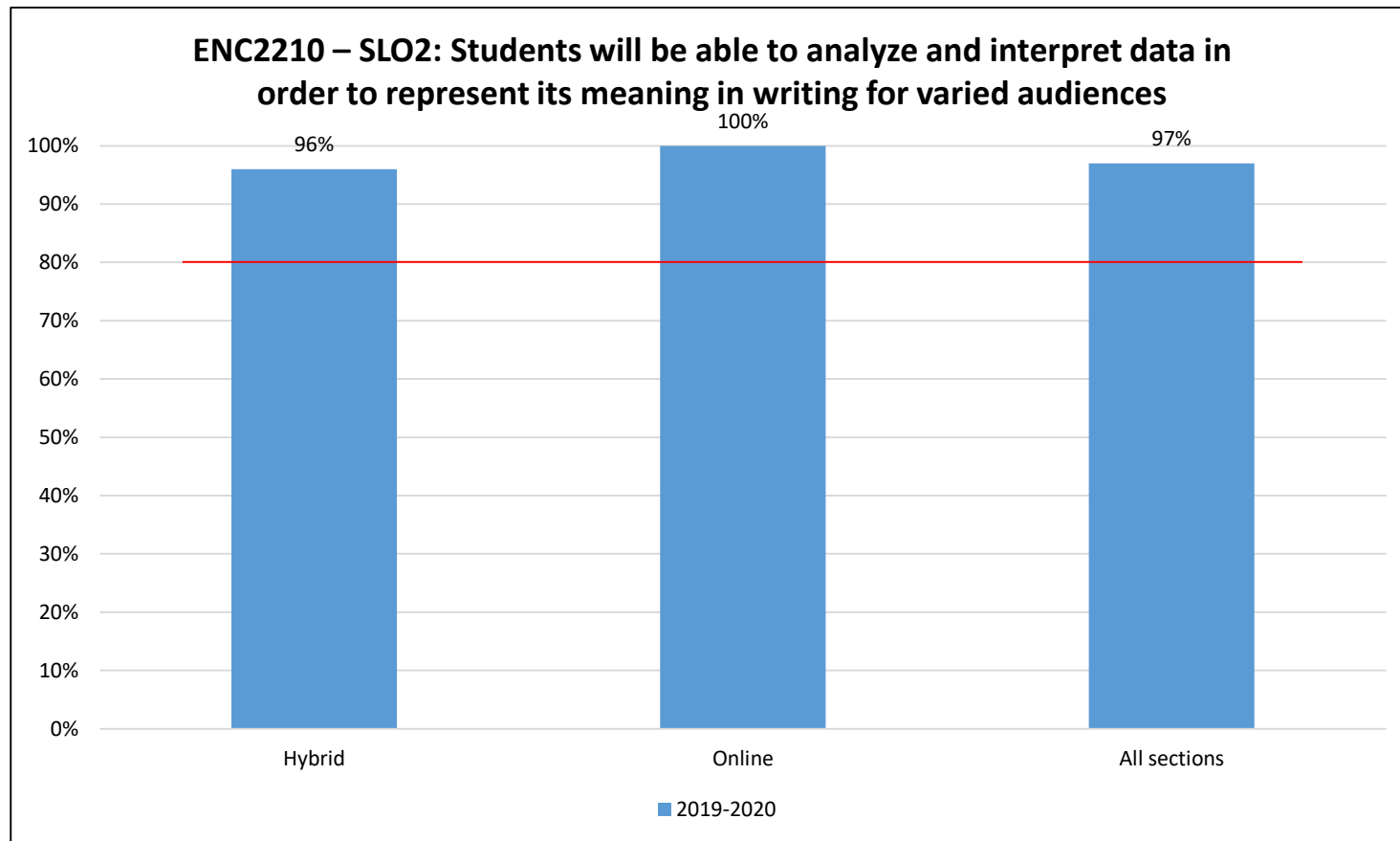


## Course Learning Outcomes ENC2210

The student will be able to:

1. Compose in commonly used business and technical genres that effectively address different rhetorical situations. *(1, 2, 4)*
2. Analyze and interpret data in order to represent its meaning in writing for varied audiences. *(1, 2, 4)*
3. Conduct original research and represent the findings in a report for a particular audience. *(1, 2, 3, 4)*

## Course Assessment Results – ENC2210



Assignment: Course Assignment – Analyze a Data Set

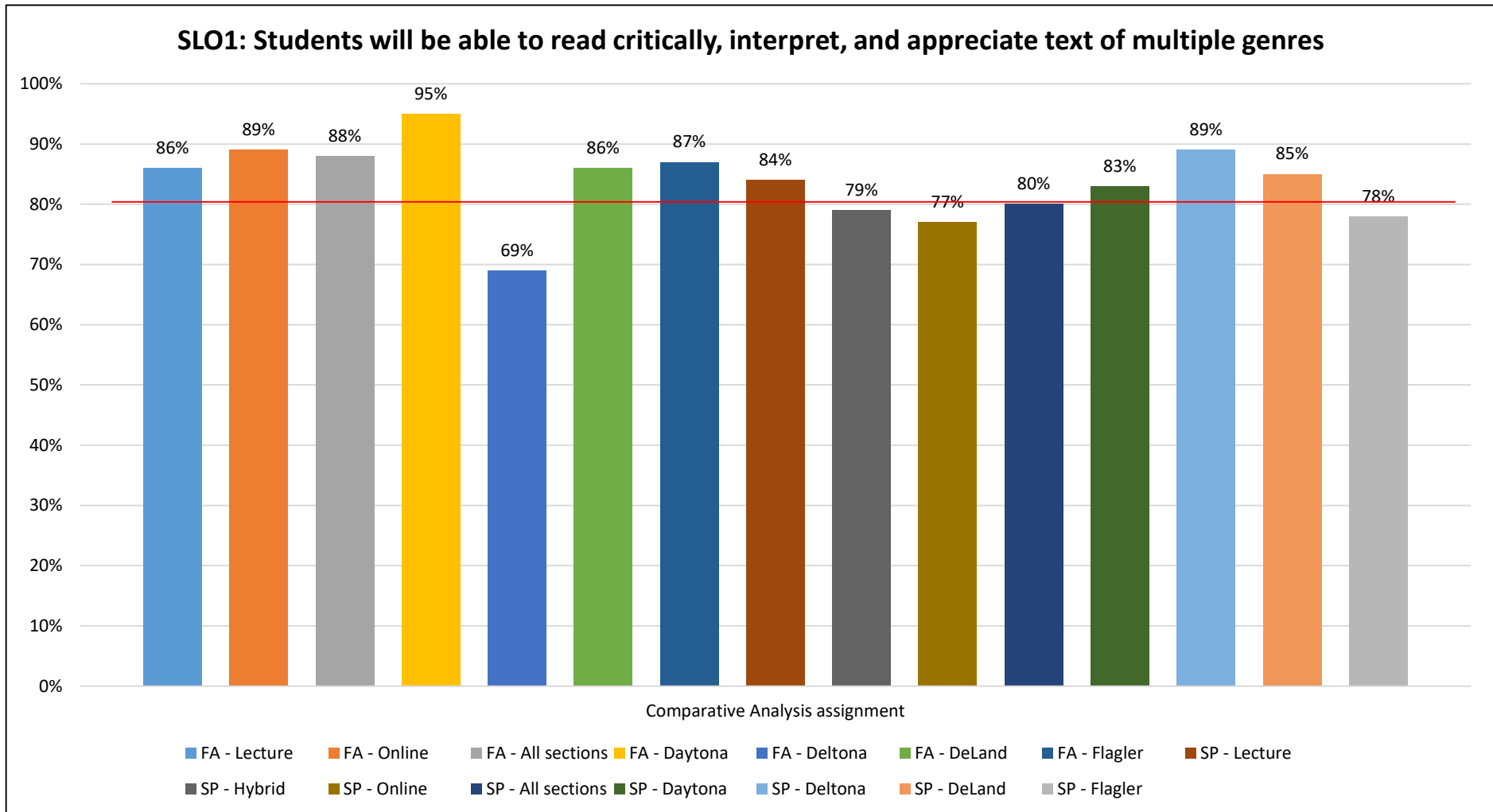
Target: 80% of students will score "Pass" by meeting the minimum rubric expectations on at least one of their two writing samples.

## Course Learning Outcomes AML and LIT Courses

The student will be able to:

1. Read critically, interpret, and appreciate literary texts of multiple genres.
2. Identify and explain how literary texts are relevant to their own experience and to the experiences of their own communities.
3. Explain how literary texts reflect and sometimes challenge the historical, social, and cultural contexts in which they are embedded.
4. Write about literary texts at a college level (1 ,2, 4)

## Course Assessment Results – AML and LIT Courses



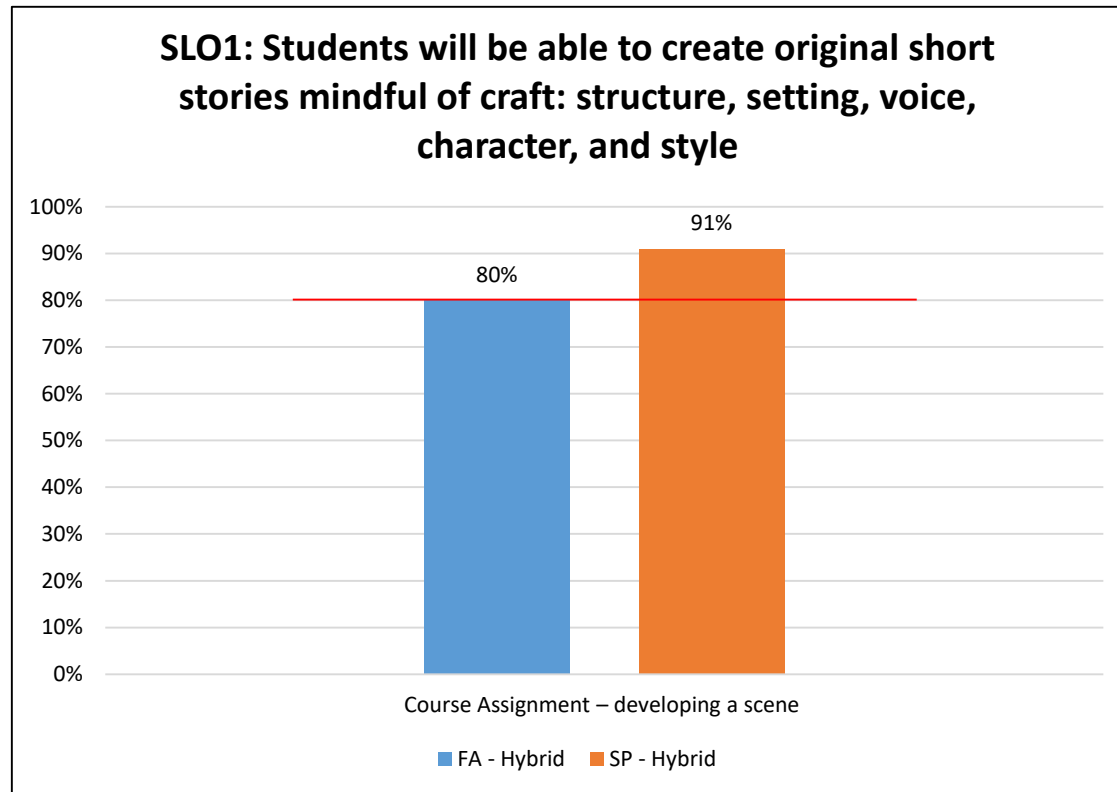
**Target:** 80% of students will receive a score of “Pass” by demonstrating all of the following in their writing: 1) Addressing at least two works of different genres and similar contexts; 2) Providing specific examples from both texts 3) Comparing selected works for the purpose of analysis

## Course Learning Outcomes CRW2100 Fiction Writing

The student will be able to:

1. Create original short stories mindful of craft: story structure, character, setting, voice, and image (1)
2. Examine and evaluate both professional and student-created short-stories according to the elements of the craft
3. Apply a writing/revision process for developing a story from an idea to a polished draft
4. Discuss ideas, strategies, successes and failures during the writing process

# Course Learning Outcomes CRW2100 Fiction Writing



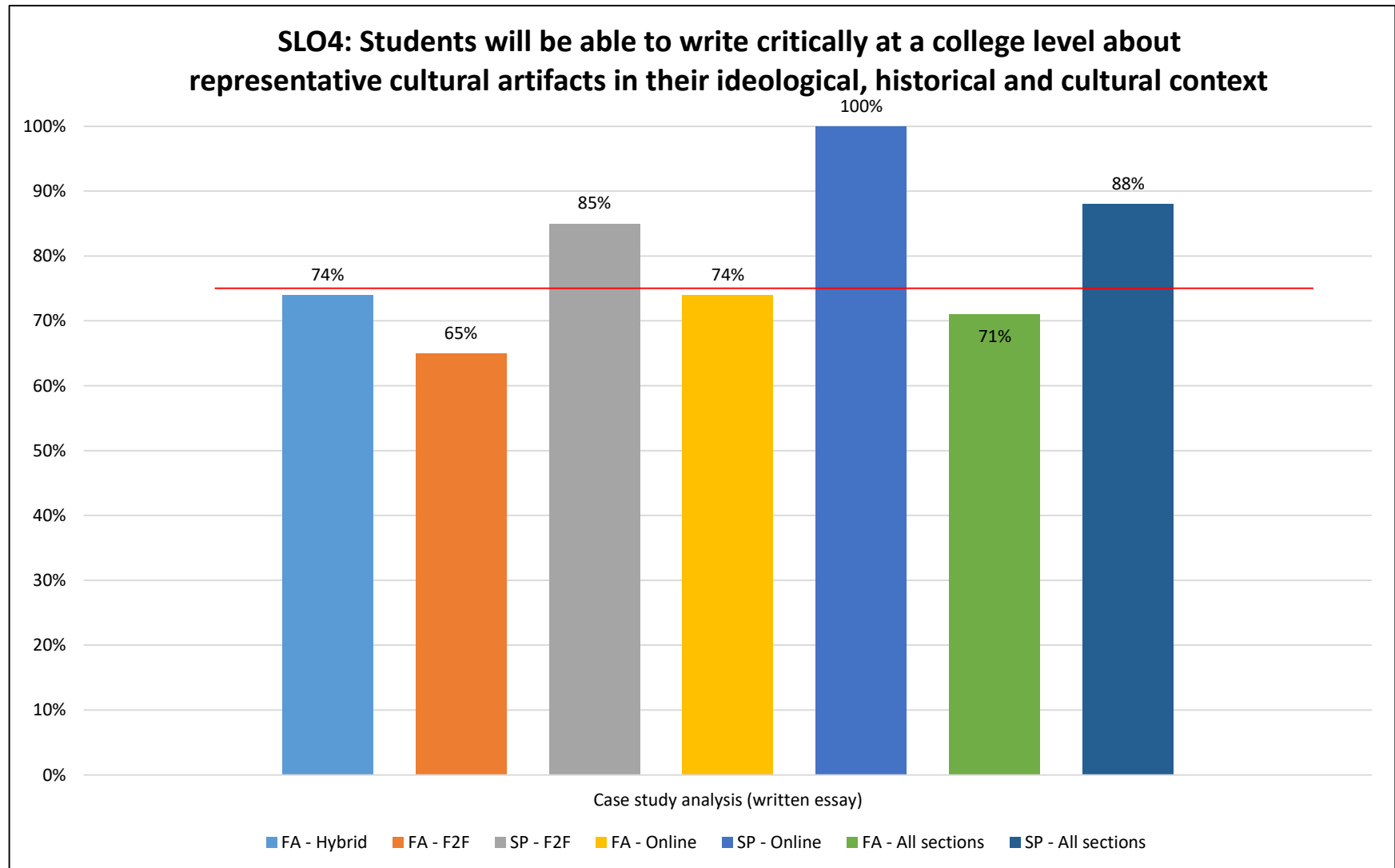
Target: 80% of students will score “Pass” by meeting the minimum rubric expectations for a successful scene with dialogue.

## Course Learning Outcomes HUM2020 Introduction to Humanities

The student will be able to:

1. Analyze and explain the significance of representative cultural artifacts in the visual arts, music, literature and philosophy in their historical and cultural context. (1, 3)
2. Compare and contrast examples of the visual arts, music, literature and philosophy of different periods and cultural settings. (1, 3)
3. Relate representative cultural artifacts to the broader intellectual and aesthetic movements from which they emerge. (1, 3)
4. Write critically at a college level about representative cultural artifacts in their ideological, historical and cultural context. (1, 2, 3, 4)

## Course Learning Outcomes HUM2020 Introduction to Humanities



Target: 75% success will score proficient or exceeds expectations for the rubric criteria used to measure Cultural Literacy pertaining to SLO #4



## Other Course Learning Outcomes reports

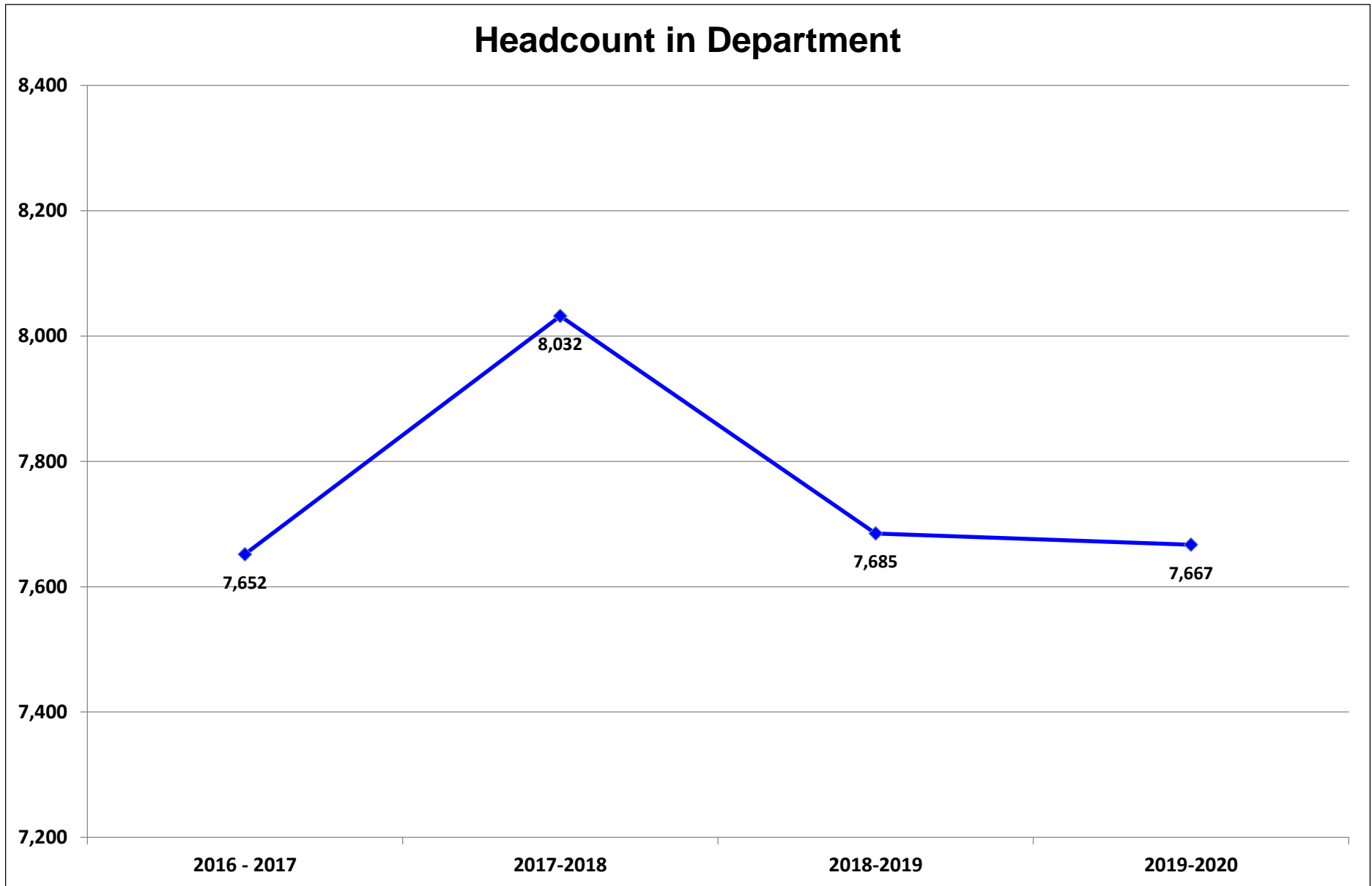
HUM2210

HUM2230

ENG2100

REL2300

- Annual summary



Dual Enrollment count for 2019-2020: 1,694

## Course Success Rate (1 of 2)

Courses	2016-2017		2017-2018		2018-2019		2019-2020	
	Attempted	% Successful	Attempted	% Successful	Attempted	% Successful	Attempted	% Successful
AML2050	28	86%	29	86%				
AML2060	170	84%	56	75%	28	68%	29	90%
AML2600	160	81%	129	79%	108	82%	141	73%
CRW2100			24	96%	12	100%	23	83%
ENC0025C	104	70%	41	83%				
ENC0027			38	53%	114	58%	76	63%
ENC0055L	585	74%	416	76%	350	77%	327	74%
ENC1101	4,309	74%	4,222	73%	3,930	75%	3976	74%
ENC1102	3,497	77%	3,306	79%	3,176	80%	3110	78%
ENC2210	78	76%	79	81%	85	80%	95	82%
ENG2100	24	88%	15	100%	16	94%	11	100%
ENG2905	1	100%						
HUM2020	292	75%	359	77%	396	82%	560	76%
HUM2210	30	57%	30	67%	32	75%		
HUM2230	29	38%	28	96%	24	92%		
IDH2028	20	100%	35	100%	33	97%	43	95%
JOU1100	23	78%						

■ Indicates a success rate of 90% or higher  
■ Indicates a success rate between 70% and 89%  
■ Indicates a success rate below 70%

## Course Success Rate (2 of 2)

Courses	2016-2017		2017-2018		2018-2019		2019-2020	
	Attempted	% Successful	Attempted	% Successful	Attempted	% Successful	Attempted	% Successful
LIT2000	1,676	80%	2,471	82%	2,464	81%	2486	81%
LIT2040	34	85%	24	79%	20	80%	14	93%
LIT2110	288	78%	470	84%	435	74%	242	74%
LIT2120			12	92%	12	92%	208	76%
LIT2602	29	69%	24	71%	27	56%		
MMC1000	18	83%						
REA0017C	121	74%	38	76%				
REL2300	146	71%	125	74%	84	70%	141	79%
RTV2104	14	79%						

■ Indicates a success rate of 90% or higher  
■ Indicates a success rate between 70% and 89%  
■ Indicates a success rate below 70%

Source: IR Program Assessment Data

## Course Success Rate by Campus – Multiple Campuses Only (1 of 2)

Courses and Campus		2016-2017		2017-2018		2018-2019		2019-2020	
		Attempted	% Successful	Attempted	% Successful	Attempted	% Successful	Attempted	% Successful
CRW2100	Daytona							13	77%
	Deland							10	90%
ENC0025C	Daytona	73	67%	31	81%				
	Deland	31	77%	10	90%				
ENC0027	Daytona			25	48%	63	54%	50	56%
	Deland			5	40%	11	36%	13	77%
	Deltona			4	50%	24	58%	13	77%
	Flagler/Palm Cst			4	100%	6	100%		
	New Smyrna Beach					10	80%		
ENC0055L	Daytona	302	71%	191	74%	164	81%	185	73%
	Deland	83	76%	47	70%	39	85%	40	75%
	Deltona	105	72%	78	74%	68	75%	48	69%
	Flagler/Palm Cst	66	86%	63	86%	55	73%	34	79%
	New Smyrna Beach	29	79%	37	84%	24	58%	20	85%
ENC1101	Daytona	1748	72%	1629	72%	1445	76%	1468	72%
	Deltona	362	82%	361	80%	378	79%	337	74%
	Deland	546	82%	448	80%	321	78%	392	80%
	Flagler/Palm Cst	427	82%	478	82%	501	79%	475	77%
	New Smyrna Beach	241	82%	256	78%	223	83%	187	81%




■ Indicates a success rate of 90% or higher  
■ Indicates a success rate between 70% and 89%  
■ Indicates a success rate below 70%

*Excludes fully online courses*

Source: IR Program Assessment Data

## Course Success Rate by Campus – Multiple Campuses Only (2 of 2)

Courses and Campus		2016-2017		2017-2018		2018-2019		2019-2020	
		Attempted	% Successful	Attempted	% Successful	Attempted	% Successful	Attempted	% Successful
ENC1102	Daytona	1253	79%	1175	78%	1072	80%	999	76%
	Deltona	257	83%	298	80%	261	80%	204	78%
	Deland	450	81%	338	77%	348	79%	341	81%
	Flagler/Palm Cst	339	85%	373	90%	378	85%	377	83%
	New Smyrna Beach	164	85%	162	87%	165	92%	143	83%
HUM2020	Daytona	116	74%	111	76%	174	83%	153	67%
	Deltona							17	41%
	Deland	92	82%	86	87%	86	77%	87	86%
	New Smyrna Beach			55	93%	55	93%		
LIT2000	Daytona	541	82%	699	86%	605	85%	570	82%
	Deltona	102	87%	133	86%	203	85%	112	86%
	Deland	107	86%	234	84%	125	90%	176	78%
	Flagler/Palm Cst	186	88%	271	90%	255	89%	286	87%
	New Smyrna Beach	99	85%	108	88%	112	91%	93	89%
LIT2110	Daytona			54	76%	49	86%	18	78%
	Deltona			55	98%	34	85%	27	93%
	Deland			30	87%	27	78%		
LIT2120	Daytona							18	94%
	New Smyrna Beach							15	93%
REL2300	Daytona	94	74%	95	75%	55	73%	87	77%
	Flagler							29	86%
	New Smyrna Beach	27	81%	30	73%	29	66%	25	76%

 Indicates a success rate of 90% or higher  
 Indicates a success rate between 70% and 89%  
 Indicates a success rate below 70%

Excludes fully online courses

Source: IR Program Assessment Data

## School Course Success Rate by Campus – Overall

Campus	2016-2017		2017-2018		2018-2019		2019-2020	
	Attempted	% Successful	Attempted	% Successful	Attempted	% Successful	Attempted	% Successful
Daytona	4,570	76%	4,249	77%	3,792	80%	3,717	75%
Deltona	826	82%	929	81%	833	80%	776	77%
DeLand	1,395	82%	1,236	80%	1,128	80%	1,059	80%
Flagler/Palm Cst	1,018	84%	1,189	87%	1,195	83%	1,201	82%
New Smyrna Beach	560	83%	660	83%	630	86%	483	84%
Online	Not Included		3,708	73%	3,768	73%	4,246	75%
<b>Total</b>	<b>8,369</b>	<b>79%</b>	<b>11,971</b>	<b>78%</b>	<b>11,346</b>	<b>78%</b>	<b>11,482</b>	<b>77%</b>

■ Indicates a success rate of 90% or higher  
■ Indicates a success rate between 70% and 89%  
■ Indicates a success rate below 70%

Source: IR Program Assessment Data

## Course Success Rate By Instructional Method – Multiple Methods Only (1 of 2)

Courses and Instructional Method		2016-2017		2017-2018		2018-2019		2019-2020	
		Attempted	% Successful	Attempted	% Successful	Attempted	% Successful	Attempted	% Successful
AML2060	Lecture	27	100%					57	75%
	Online	143	81%					84	71%
AML2600	Lecture	102	85%			57	84%		
	Online	58	74%			51	80%		
ENC0025C	Hybrid	31	77%	10	90%				
	Lecture	73	67%	31	81%				
ENC0055L	Hybrid	18	61%	26	81%	59	73%	56	82%
	Lecture	567	75%	390	76%	291	78%	271	72%
ENC1101	Hybrid	517	77%	660	83%	620	80%	700	80%
	Lecture	2,807	76%	2,512	74%	2,248	77%	2159	73%
	Online	985	65%	1,050	65%	1,062	69%	1117	71%
ENC1102	Hybrid	431	83%	579	78%	615	85%	709	88%
	Lecture	2,032	81%	1,767	81%	1,609	80%	1355	74%
	Online	1034	68%	960	74%	952	77%	1046	75%

■ Indicates a success rate of 90% or higher  
■ Indicates a success rate between 70% and 89%  
■ Indicates a success rate below 70%



## Course Success Rate By Instructional Method – Multiple Methods Only (2 of 2)

Courses and Instructional Method		2016-2017		2017-2018		2018-2019		2019-2020		
		Attempted	% Successful	Attempted	% Successful	Attempted	% Successful	Attempted	% Successful	
ENC2210	Hybrid	31	74%	35	94%	39	87%	49	96%	↑
	Online	47	77%	44	70%	46	74%	46	67%	
HUM2020	Hybrid					60	97%	84	70%	↑
	Lecture	208	77%	252	83%	255	80%	173	73%	
	Online	84	68%	107	61%	81	78%	303	79%	↑
	Hybrid	321	81%	648	87%	596	88%	468	82%	↑
LIT2000	Lecture	714	86%	797	86%	704	85%	769	84%	
	Online	641	73%	1026	76%	1164	75%	1249	79%	↑
LIT2110	Hybrid	26	62%	25	64%	21	81%	18	78%	↑
	Lecture	60	78%	114	92%	89	84%	27	93%	
	Online	202	80%	331	83%	325	70%	197	71%	↑
	Hybrid							15	93%	↑
LIT2120	Lecture							18	94%	
	Online							175	73%	↑
REL2300	Hybrid			68	72%	27	78%			↑
	Lecture			57	77%	57	67%	141	79%	
DSC	Hybrid		81%		83%		81.9%		82.2%	
	Lecture		81%		83%		82.5%		80.3%	
	Online		76%		78%		79.9%		81.7%	

■ Indicates a success rate of 90% or higher  
■ Indicates a success rate between 70% and 89%  
■ Indicates a success rate below 70%

## School Course Success Rate By Instructional Method – Overall

Campus	2016-2017		2017-2018		2018-2019		2019-2020	
	Attempted	% Successful	Attempted	% Successful	Attempted	% Successful	Attempted	% Successful
Online	3,307	69%	3,708	73%	3,768	73%	4,246	75%
Lecture	6,830	79%	6,127	79%	5,484	79%	5,071	75%
Hybrid	1,590	79%	2,136	82%	2,093	85%	2,165	84%
Total	11,676	76%	11,971	78%	11,345	78%	11,482	77%

- Indicates a success rate of 90% or higher
- Indicates a success rate between 70% and 89%
- Indicates a success rate below 70%

## Course Success Rates- Multiple Sessions or Sub-sessions Only (1 of 3)

Courses and Sub-session		2016-2017		2017-2018		2018-2019		2019-2020	
		Attempted	% Successful	Attempted	% Successful	Attempted	% Successful	Attempted	% Successful
AML2600	FA Full term	84	74%	73	81%	53	81%	91	69%
	SP Full term	76	89%	56	77%	55	84%	50	80%
CRW2100	FA Full term							10	90%
	SP Full term							13	77%
ENC0027	FA Full term					71	63%	46	63%
	SP Full term					43	49%	30	63%



■ Indicates a success rate of 90% or higher  
■ Indicates a success rate between 70% and 89%  
■ Indicates a success rate below 70%

## Course Success Rates- Multiple Sessions or Sub-sessions Only (2 of 3)

Courses and Sub-session		2016-2017		2017-2018		2018-2019		2019-2020		
		Attempted	% Successful	Attempted	% Successful	Attempted	% Successful	Attempted	% Successful	
ENC0055L	A term	8	100%	6	83%	14	71%	10	80%	↑
	FA B term	3	100%	6	50%	8	88%	8	75%	
	Full term	381	74%	244	75%	192	84%	182	74%	
	A term	3	67%	5	100%	9	67%	12	92%	↑
	SP B term	15	60%	9	89%	3	33%	1	0%	
	Full term	124	69%	98	79%	97	67%	89	69%	↑
	SU Full term	51	88%	48	73%	27	74%	25	84%	↑
ENC1101	A term	88	86%	141	92%	133	86%	168	86%	
	FA B term	60	72%	67	75%	48	67%	36	75%	↑
	Full term	2503	77%	2458	74%	2209	77%	2127	75%	
	A term	113	74%	90	80%	127	79%	165	79%	
	SP B term	124	56%	77	61%	45	60%	22	68%	↑
	Full term	916	65%	905	67%	852	68%	900	64%	
	SU Full term	505	74%	484	76%	516	81%	558	80%	
ENC1102	A term	21	100%	23	78%					
	FA B term	116	75%	130	80%	136	81%	119	90%	↑
	Full term	969	72%	880	75%	877	77%	851	75%	
	A term	40	68%	23	91%	21	90%	24	96%	↑
	SP B term	195	78%	139	77%	173	87%	170	88%	
	Full term	1728	80%	1671	80%	1510	81%	1528	75%	
	SU Full term	428	77%	440	78%	459	82%	418	83%	↑

■ Indicates a success rate of 90% or higher  
■ Indicates a success rate between 70% and 89%  
■ Indicates a success rate below 70%





## Course Success Rates- Multiple Sessions or Sub-sessions Only (3 of 3)

Courses and Sub-session			2016-2017		2017-2018		2018-2019		2019-2020		
			Attempted	% Successful	Attempted	% Successful	Attempted	% Successful	Attempted	% Successful	
ENC2210	FA	Full term	54	72%	56	86%	59	81%	71	82%	↑
	SP	Full term	24	83%	23	70%	26	77%	24	83%	
HUM2020	FA	Full term	122	80%	171	79%	205	87%	124	77%	↑
	SP	B term							47	83%	
		Full term	115	75%	135	79%	113	73%	336	73%	
	SU	Full term	55	64%	53	62%	78	83%	53	83%	
LIT2000		A term			251	90%	190	91%	85	91%	↑
	FA	B term	81	59%	30	90%	64	59%	30	77%	
		Full term	601	81%	833	81%	743	80%	777	81%	
	SP	A term	246	85%	142	85%	111	92%	124	90%	
		B term	81	75%	133	86%	196	82%	192	83%	
		Full term	464	84%	627	81%	653	83%	747	76%	
	SU	Full term	203	72%	455	80%	507	76%	531	86%	
LIT2040	FA	Full term	9	100%	7	100%					↑
	SP	Full term	25	80%	17	71%			14	93%	
LIT2110	FA	B term					21	62%			↑
		Full term	120	82%	198	88%	159	78%	147	69%	
	SP	Full term	56	80%	164	83%	155	70%			
	SU	Full term	86	76%	108	79%	100	74%	95	82%	
LIT2120	SP	A term	29	79%					15	93%	↑
		B term	14	93%					193	75%	
REL2300	FA	Full term	27	81%	30	73%	29	66%	112	85%	↑
	SP	Full term	94	74%	73	74%	28	68%	29	55%	
	SU	Full term	25	44%	22	77%	27	78%			

■ Indicates a success rate of 90% or higher  
■ Indicates a success rate between 70% and 89%  
■ Indicates a success rate below 70%

## Overall School Course Success Rates by Sessions or Sub-sessions

Session and Sub-session		2016-2017		2017-2018		2018-2019		2019-2020	
		Attempted	% Successful	Attempted	% Successful	Attempted	% Successful	Attempted	% Successful
FA	A term	246	80%	491	89%	337	88%	292	88%
	B term	337	69%	268	79%	277	72%	193	84%
	Full term	4,939	77%	4,978	77%	4,637	78%	4,549	76%
SP	A term	476	80%	260	84%	308	83%	340	85%
	B term	474	71%	370	78%	417	82%	432	84%
	Full term	3,825	77%	3,964	77%	3,656	76%	3,996	73%
SU	Full term	1,379	75%	1,640	78%	1,714	79%	1,680	83%
Total		11,676	76%	11,971	78%	11,346	78%	11,482	77%

■ Indicates a success rate of 90% or higher  
■ Indicates a success rate between 70% and 89%  
■ Indicates a success rate below 70%

Source: IR Program Assessment Data

## Course Success Rates by IM and Sessions/Sub-sessions (1 of 2)

Course, IM and Session/Sub-session				2018-2019		2019-2020	
				Attempted	% Successful	Attempted	% Successful
AML2060	Online	FA	A term			29	90%
		SP	A term	28	68%		
AML2600	Online	FA	Full term	24	71%	54	63%
		SP	Full term	27	89%	30	87%
	Lecture	FA	Full term	29	90%	37	78%
		SP	Full term	28	79%	20	70%
CRW2100	Hybrid	FA	Full term			10	90%
		SP	Full term	12	100%	13	77%
ENC0027	Lecture	FA	Full term	71	63%	46	63%
		SP	Full term			30	63%
	Hybrid	SP	Full term	43	49%		
ENC0055L	Lecture	FA	Full term	192	84%	182	74%
		SP	A term	2	50%		
	FA	Full term	99	67%	89	69%	
		A term	14	71%	10	80%	
	Hybrid	B term	8	88%	8	75%	
		SP	A term	7	71%	12	92%
SU	B term	3	33%	1	0%		
ENC1101	Online	FA	B term	24	63%	21	67%
			Full term	470	66%	466	69%
		SP	A term	26	88%	25	92%
			B term	45	60%	22	68%
			Full term	227	64%	285	65%
	SU	Full term	270	79%	298	78%	
	Lecture	FA	Full term	1636	80%	1566	76%
		SP	Full term	564	69%	549	62%
		SU	Full term	48	81%	44	84%
		FA	A term	133	86%	168	86%
B term			24	71%	15	87%	
Hybrid	FA	Full term	103	77%	95	75%	
		A term	101	76%	140	76%	
	SP	Full term	61	72%	66	74%	
		SU	Full term	198	84%	216	82%

Course, IM and Session/Sub-session				2018-2019		2019-2020	
				Attempted	% Successful	Attempted	% Successful
ENC1102	Online	FA	Full term	344	75%	357	70%
		SP	A term	22	86%	25	80%
			Full term	349	77%	435	77%
	Lecture	SU	Full term	259	81%	229	80%
		FA	Full term	507	79%	447	78%
			SP	Full term	1063	81%	908
		SU	Full term	39	85%		
	Hybrid	FA	B term	136	81%	119	90%
			Full term	26	81%	47	87%
		SP	A term	21	90%	24	96%
B term			151	87%	145	89%	
Full term			120	88%	185	86%	
SU	Full term	161	83%	189	86%		
ENC2210	Online	FA	Full term	20	70%	22	50%
		SP	Full term	26	77%	24	83%
Hybrid	FA	Full term	39	87%	49	96%	
ENG2100	Lecture	FA	Full term	16	94%	11	100%
HUM2020	Online	FA	Full term	28	75%	29	69%
			B term			47	83%
		SP	Full term			174	78%
	Lecture	SU	Full term	53	79%	53	83%
		FA	Full term	117	85%	28	82%
			SP	Full term	113	73%	145
		SU	Full term	25	92%		
Hybrid	FA	Full term	60	97%	67	78%	
		SP	Full term			17	41%
IDH2028	IS	SP	Full term	1	100%		
	Hybrid	SP	Full term	32	97%	43	95%

■ Indicates a success rate of 90% or higher  
■ Indicates a success rate between 70% and 89%  
■ Indicates a success rate below 70%

## Course Success Rates by IM and Sessions/Sub-sessions (2 of 2)

Course, IM and Session/Sub-session				2018-2019		2018-2019		
				Attempted	% Successful	Attempted	% Successful	
LIT2000	Online	FA	A term	56	91%	85	91%	
			B term	51	55%	30	77%	
			Full term	370	75%	324	70%	
	Online	SP	A term	89	93%	88	92%	
			B term	57	70%	105	87%	
			Full term	203	72%	292	74%	
	Online	SU	Full term	338	72%	325	85%	
			FA	Full term	373	85%	426	89%
				Lecture	A term			13
	B term					29	72%	
	Full term	331	86%		343	77%		
	Online	SU	Full term	169	85%			
			FA	Full term			27	70%
				Hybrid	A term			23
	B term					58	83%	
	Full term				154	77%		
Online	SU	Full term			206	88%		
		LIT2040	Lecture	SP	Full term	20	80%	14
LIT2110	Online	FA	B term	21	62%			
			Full term	112	74%	120	63%	
			SP	Full term	113	66%		
	Lecture	SU	Full term	79	72%	77	83%	
			FA	Full term	47	87%	27	93%
				SP	Full term	42	81%	
Hybrid	SU	Full term	21	81%	18	78%		
LIT2120	Hybrid	SP	A term	12	92%	15	93%	
			Online	SP	Full term			175
	Lecture	SP	Full term			18	94%	
REL2300	Lecture	FA	Full term	29	66%	112	85%	
			SP	Full term	28	68%	29	55%
	Hybrid	SU	Full term	27	78%			

■ Indicates a success rate of 90% or higher  
■ Indicates a success rate between 70% and 89%  
■ Indicates a success rate below 70%



## Course Success Rates for Guaranteed Sections

Course	2016-2017		2016-2017 Overall	2017-2018		2017-2018 Overall	2018-2019		2018-2019 Overall	2019-2020		2019-2020 Overall
	Attempted	% Successful		Attempted	% Successful		Attempted	% Successful		Attempted	% Successful	
ENC1101	287	77%	74%	128	83%	73%	225	80%	75%	167	77%	74%
ENC1102	163	83%	77%	138	77%	79%	190	80%	80%	148	70%	78%
LIT2000	139	87%	80%				273	89%	81%			
<b>Total</b>	<b>589</b>	<b>81%</b>		<b>266</b>	<b>80%</b>		<b>688</b>	<b>84%</b>		<b>315</b>	<b>74%</b>	

■ Indicates a success rate of 90% or higher  
■ Indicates a success rate between 70% and 89%  
■ Indicates a success rate below 70%

Source: IR Program Assessment Data

## Course Success Rates for Dual Enrolled Students

Course	2017-2018		2017-2018 Overall	2018-2019		2018-2019 Overall	2019-2020		2019-2020 Overall
	Attempted	% Successful		Attempted	% Successful		Attempted	% Successful	
AML2050	4	75%	86%						
AML2060	1	100%	75%	4	100%	68%	4	100%	90%
AML2600	6	83%	79%	10	90%	82%	6	100%	73%
CRW2100							8	100%	83%
ENC0055L							1	100%	74%
ENC1101	818	91%	73%	944	92%	75%	1,097	90%	74%
ENC1102	588	92%	79%	701	93%	80%	881	91%	78%
ENC2210	5	80%	81%	5	100%	80%	22	86%	82%
ENG2100				1	100%	94%	2	100%	100%
HUM2020	30	90%	77%	56	95%	82%	89	90%	76%
HUM2210	1	100%	67%	4	100%	75%			
HUM2230	3	100%	96%	8	75%	92%			
IDH2028	1	100%	100%	3	100%	97%	6	100%	95%
LIT2000	225	94%	82%	342	88%	81%	540	93%	81%
LIT2040	2	100%	79%				6	100%	93%
LIT2110	44	91%	84%	45	89%	74%	38	87%	74%
LIT2120				3	100%	92%	33	100%	76%
REL2300	10	100%	74%	7	86%	70%	25	84%	79%
<b>Total</b>	<b>1,738</b>	<b>92%</b>		<b>2,137</b>	<b>91%</b>		<b>2,758</b>	<b>91%</b>	

■ Indicates a success rate of 90% or higher  
■ Indicates a success rate between 70% and 89%  
■ Indicates a success rate below 70%

# Course Success Rates by Race/Ethnicity (1 of 2)

Course and Race/Ethnicity	2018-2019		2019-2020	
	Attempted	% Successful	Attempted	% Successful
<b>AML2060</b>	28	68%	29	90%
Black	2	50%	2	100%
Hispanic/Latino	6	50%	5	80%
Two or More Races			2	50%
Unknown	2	100%	1	100%
White	18	72%	19	95%
<b>AML2600</b>	108	82%	141	73%
American Indian			1	100%
Asian	3	67%	2	100%
Black	52	75%	64	67%
Hispanic/Latino	20	95%	24	67%
Two or More Races	8	100%	9	56%
Unknown	2	100%	2	50%
White	23	83%	39	90%
<b>CRW2100</b>	12	100%	23	83%
Hispanic/Latino			3	33%
Two or More Races			2	100%
White	12	100%	18	89%
<b>ENC0027</b>	114	58%	76	63%
Asian	3	67%	8	50%
Black	27	56%	20	45%
Hispanic/Latino	31	55%	22	77%
Two or More Races	5	20%	4	50%
Unknown	3	67%	2	50%
White	45	64%	20	75%
<b>ENC0055L</b>	350	77%	327	74%
American Indian	1	0%	3	67%
Asian	14	93%	22	73%
Black	83	82%	65	66%
Hispanic/Latino	95	77%	85	84%
Two or More Races	9	78%	12	67%
Unknown	3	100%	4	75%
White	143	73%	136	73%

Course and Race/Ethnicity	2018-2019		2019-2020	
	Attempted	% Successful	Attempted	% Successful
<b>ENC1101</b>	3930	75%	3976	74%
American Indian/Alas	6	67%	11	73%
Asian	82	80%	106	84%
Black	535	67%	534	61%
Hispanic/Latino	731	72%	807	70%
Native Hawaiian/Paci	7	86%	7	100%
Two or More Races	164	65%	178	62%
Unknown	92	86%	92	88%
White	2313	79%	2241	78%
<b>ENC1102</b>	3176	80%	3110	78%
American Indian/Alas	7	86%	4	75%
Asian	70	84%	88	84%
Black	359	73%	366	68%
Hispanic/Latino	590	78%	588	74%
Native Hawaiian/Paci	4	75%	3	100%
Two or More Races	111	79%	131	68%
Unknown	92	85%	73	86%
White	1943	82%	1857	81%
<b>ENC2210</b>	85	80%	95	82%
Asian	5	80%	6	83%
Black	7	57%	8	75%
Hispanic/Latino	14	86%	19	79%
Two or More Races	5	80%	4	100%
Unknown	3	100%	4	75%
White	50	82%	54	83%
<b>ENG2100</b>	16	94%	11	100%
Hispanic/Latino			1	100%
Two or More Races			2	100%
White	14	93%	8	100%

Indicates a success rate of 90% or higher  
 Indicates a success rate between 70% and 89%  
 Indicates a success rate below 70%

## Course Success Rates by Race/Ethnicity (2 of 2)

Course and Race/Ethnicity	2018-2019		2019-2020	
	Attempted	% Successful	Attempted	% Successful
<b>HUM2020</b>	396	82%	560	76%
American Indian			1	100%
Asian	9	89%	17	71%
Black	48	65%	57	60%
Hispanic/Latino	70	80%	129	77%
Two or More Races	18	67%	22	73%
Unknown	10	80%	2	100%
White	241	87%	332	78%
<b>IDH2028</b>	33	97%	43	95%
Asian	1	100%	2	100%
Black	3	100%	4	100%
Hispanic/Latino	8	100%	8	88%
Two or More Races	3	100%	1	100%
Unknown	1	100%	2	100%
White	17	94%	26	96%
<b>LIT2000</b>	2464	81%	2486	81%
American Indian	5	80%	5	100%
Asian	59	86%	57	93%
Black	268	68%	270	69%
Hispanic/Latino	436	78%	448	82%
Native Hawaiian	2	100%	2	0%
Two or More Races	106	75%	100	77%
Unknown	48	85%	47	89%
White	1540	84%	1557	83%

Course and Race/Ethnicity	2018-2019		2019-2020	
	Attempted	% Successful	Attempted	% Successful
<b>LIT2040</b>	20	80%	14	93%
Black	1	0%	2	100%
Two or More Races	1	100%	2	100%
Unknown			1	100%
White	14	79%	9	89%
<b>LIT2110</b>	435	74%	242	74%
Asian	11	82%	3	100%
Black	50	52%	25	76%
Hispanic/Latino	72	67%	46	74%
Two or More Races	23	78%	10	60%
Unknown	8	75%	5	60%
White	268	79%	153	75%
<b>LIT2120</b>	12	92%	208	76%
Asian			4	50%
Black			15	73%
Hispanic/Latino	2	50%	39	74%
Native Hawaiian			1	100%
Two or More Races			6	50%
Unknown			3	100%
White	10	100%	140	79%
<b>REL2300</b>	84	70%	141	79%
Asian	8	88%	7	86%
Black	8	63%	12	75%
Hispanic/Latino	11	73%	18	78%
Two or More Races	7	57%	10	70%
White	48	71%	94	80%

Indicates a success rate of 90% or higher  
 Indicates a success rate between 70% and 89%  
 Indicates a success rate below 70%

## Special Request: Course Success rates by Academic Plan (A.A. vs. A.S.)

Course and Race/Ethnicity	2019-2020	
	Attempted	% Successful
AML2060	20	90%
AA	19	89%
AS	1	100%
AML2600	125	74%
AA	116	74%
AS	9	67%
CRW2100	12	75%
AA	12	75%
ENC0027	75	63%
AA	56	66%
AS	19	53%
ENC0055L	319	74%
AA	259	73%
AS	60	77%
ENC1101	2835	67%
AA	2315	68%
AS	520	64%
ENC1102	2138	72%
AA	1928	72%
AS	210	71%
ENC2210	65	82%
AA	64	81%
AS	1	100%
ENG2100	9	100%
AA	9	100%

Course and Race/Ethnicity	2019-2020	
	Attempted	% Successful
HUM2020	447	72%
AA	417	72%
AS	30	77%
IDH2028	37	95%
AA	36	94%
AS	1	100%
LIT2000	1803	78%
AA	1707	78%
AS	96	79%
LIT2040	8	88%
AA	8	88%
LIT2110	174	72%
AA	164	71%
AS	10	80%
LIT2120	159	72%
AA	151	72%
AS	8	75%
REL2300	113	77%
AA	107	77%
AS	6	83%
<b>Grand Total</b>	<b>8339</b>	<b>72%</b>

■ Indicates a success rate of 90% or higher  
■ Indicates a success rate between 70% and 89%  
■ Indicates a success rate below 70%

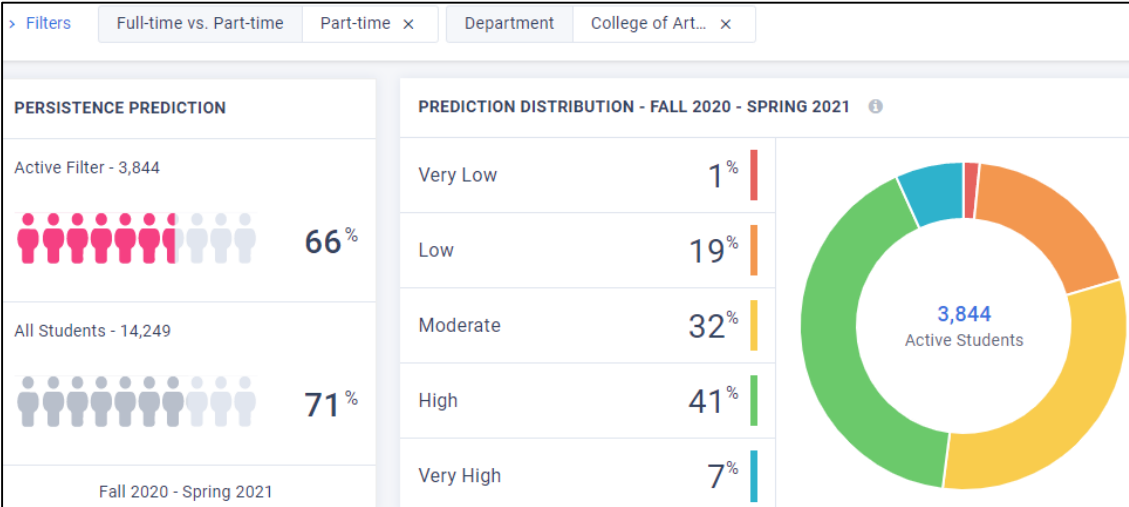
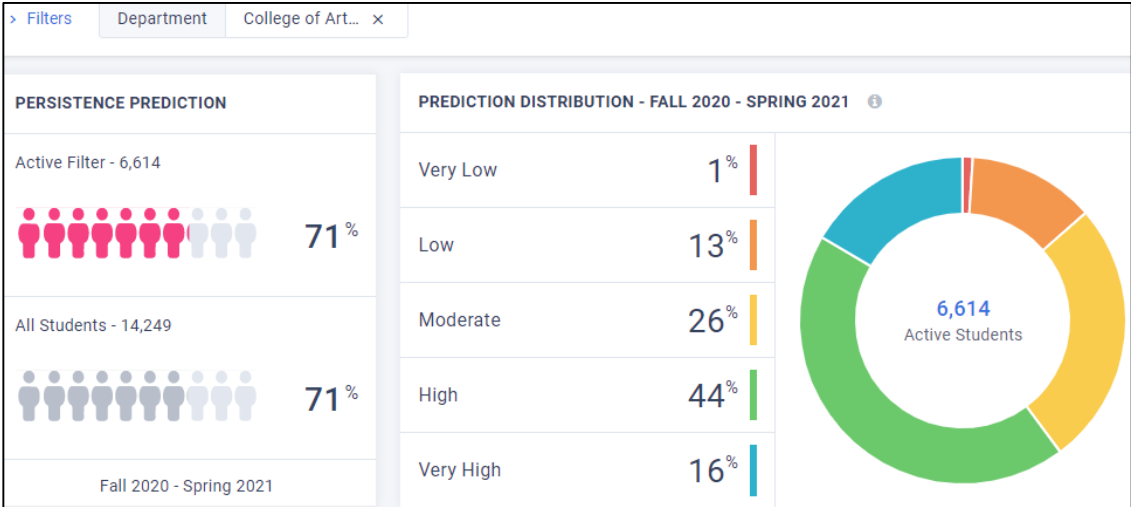
## Special Request: Course Success rates by Class Size (<=20 vs. >20)

Course and Race/Ethnicity	2019-2020	
	Attempted	% Successful
AML2060	29	90%
Greater than 20	29	90%
AML2600	141	73%
Greater than 20	84	71%
Less than or equal to 20	57	75%
CRW2100	23	83%
Less than or equal to 20	23	83%
ENC0027	76	63%
Less than or equal to 20	76	63%
ENC0055L	327	74%
Less than or equal to 20	327	74%
ENC1101	3976	74%
Greater than 20	3740	73%
Less than or equal to 20	236	76%
ENC1102	3110	78%
Greater than 20	2448	79%
Less than or equal to 20	662	72%
ENC2210	95	82%
Greater than 20	46	67%
Less than or equal to 20	49	96%
ENG2100	11	100%
Less than or equal to 20	11	100%

Course and Race/Ethnicity	2019-2020	
	Attempted	% Successful
HUM2020	560	76%
Greater than 20	523	76%
Less than or equal to 20	37	68%
IDH2028	43	95%
Greater than 20	43	95%
LIT2000	2486	81%
Greater than 20	2253	81%
Less than or equal to 20	233	83%
LIT2040	14	93%
Less than or equal to 20	14	93%
LIT2110	242	74%
Greater than 20	224	74%
Less than or equal to 20	18	78%
LIT2120	208	76%
Greater than 20	175	73%
Less than or equal to 20	33	94%
REL2300	141	79%
Greater than 20	141	79%
Grand Total	11482	77%

■ Indicates a success rate of 90% or higher  
■ Indicates a success rate between 70% and 89%  
■ Indicates a success rate below 70%

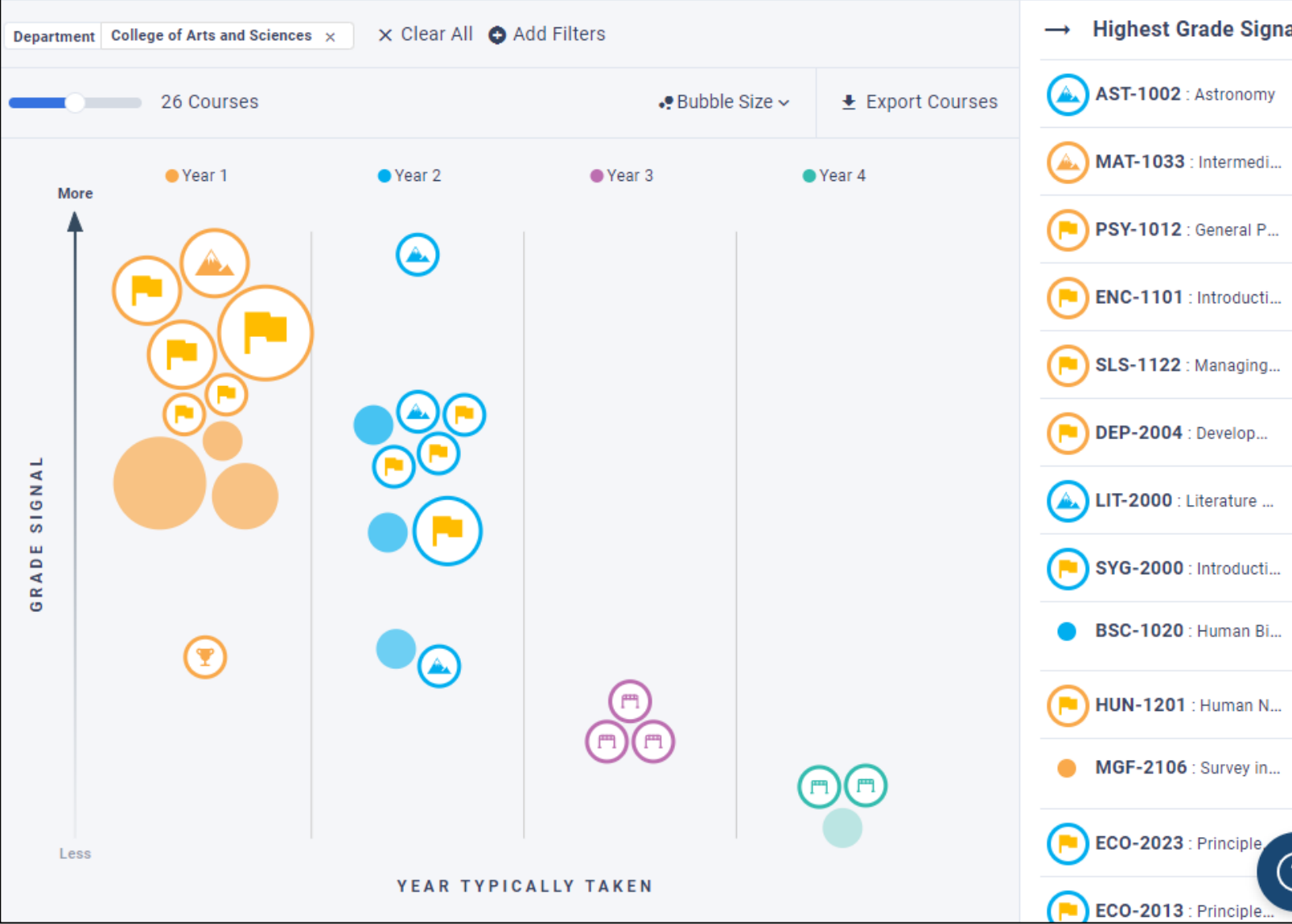
# Civitas



# Civitas

A student's course grade strongly signals graduation likelihood

creates the biggest boost in graduation likelihood for an individual student. Advising students to prioritize these courses could increase their graduation likelihood.







2020-2021

## **Academic Affairs**

# Assessment Day – Program Guides

*A Review of Program Guide and Course Catalog  
Information*

# Program Guides - Overview

- Given Assessment Day results, are there any changes needed to or desired for the Program Guide?
- Please Review:
  - Program Information
  - General Education Course Selections (if applicable)
  - Program Course Catalog Information
  - Program of Study

# Program Guides – Information Review

- Mission statement
  - Does it accurately state the purpose and goals of the program?
- Description
  - Does it clearly portray the nature of the program and any unique characteristics (i.e. embedded certificates, industry certifications, program accreditations, etc.)?

# Program Guides – General Ed. Review

- General Education Courses *(if applicable)*
  - Are the selection of courses aligned with the academic knowledge students need to be successful in the related field(s)/occupations?
    - Must be a minimum of 15 credit hours for A.S. programs  
*(F.A.C. [6A-10.024](#))*
    - Must include ENC1101 and a Math Core course
  - Do the selection of courses allow for seamless transition to the Baccalaureate level (if applicable)?

# Program Guides – Course Reqs. Review

- Program Specific Course Requirements
  - Are the courses relevant to the academic and technical skills required in the related field(s)/occupation(s)?
  - Are there any required courses offered by another department? If so, consult with that department on upcoming changes (if any).
  - Are there any courses that have not been offered in over 5 years?

# Program Guides – Course Info. Review

- Program Specific Course Catalog Information
  - Is the course description accurate?
  - Are the course prefix, number and/or title relevant?
  - Are the term offerings up-to-date?
  - Are the prerequisite and corequisite course assignments appropriate to what students need to know to be successful in the requisite (*required*) course?

# Program Guide – Program of Study Review

- Program of Study
  - Is the sequence of courses structured from foundational to advanced content, as appropriate?
  - Does the sequence align with course, term offerings?
  - Does the sequence align with course, prerequisite/co-requisite assignments?
  - Are there any special notes/information missing, incorrect or desired?