

# ASSESSMENT DAY

---

College of Health and Public Services

School of Nursing

March 27, 2017

# Academic Assessment

	LEVEL	FOCUS	CONDUCTED BY	FREQUENCY
<b>Academic Success Committee</b>	Program	<ul style="list-style-type: none"> <li>Quality of assessment practices</li> </ul>	Committee of peers	Years 1 & 2
<b>Instructional Program Review</b>	Program / Cluster	<ul style="list-style-type: none"> <li>Enrollment, retention, completion</li> <li>Industry certifications and job placement</li> <li>Program budget and staffing</li> <li>Advisory committees</li> <li>Curriculum changes</li> </ul>	Committee of peers	Year 3
<b>Assessment Day</b>	Course/ Program	<ul style="list-style-type: none"> <li>Enrollment by demographics</li> <li>Graduation and retention</li> <li>Average class size</li> <li>Course success rate</li> <li>Placement rate</li> <li>SLOs, PLOs and ILOs</li> </ul>	Program Chair and Faculty	Years 1, 2, 3

# Programs

[6441 - Bachelor of Science in Nursing - BSN](#)

[2071 - Nursing \(Associate Degree\) \(Limited Access Program\)](#)

[2271 - Nursing \(Transition Into Profession\) \(Limited Access Program\)](#)

[1205 - Nursing Assistant \(Long Term Care\)](#)

[1095 - Practical Nursing \(Limited Access Program\)](#)

# Action Items from Last Assessment Day

## **Action Items for Improvement (2/29/2016):**

- Market program at the high schools;
- Contact Advisor on the Go;
- Help English as a Second Language students with terminology etc.;
- Strengthen risk assessment tool;
- Supplemental Instruction (Contact Elizabeth Barnes);
- Research Pharmacology learning options.
- For IE: Talk to Ken Matthews about the benefits of having two separate degree programs for 2071 and 2271.

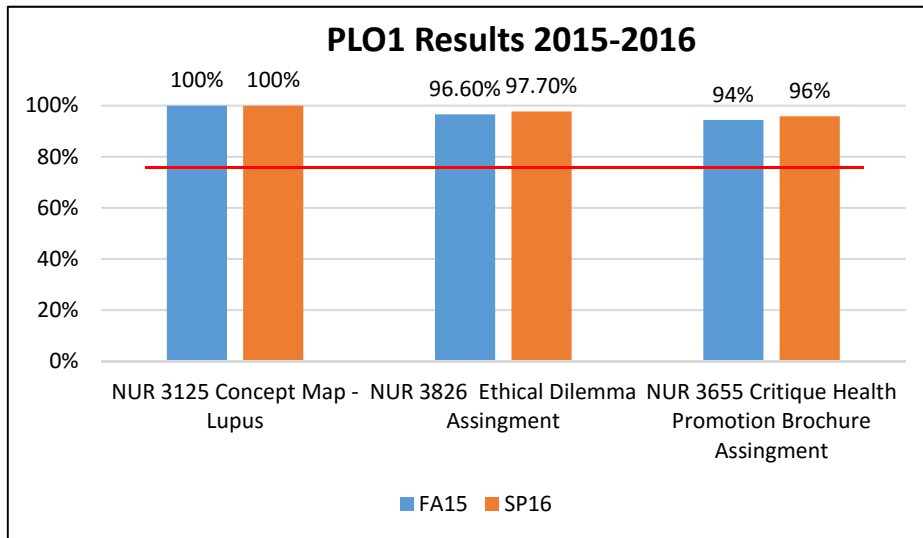
# Program Learning Outcomes

## Bachelor of Science in Nursing – BSN - 6441

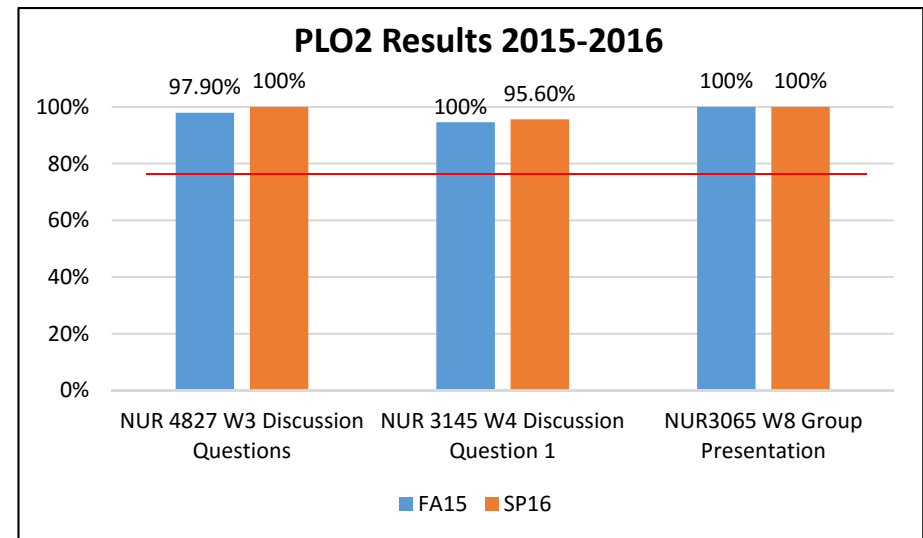
Graduates of the Bachelor of Science in nursing program will be able to:

1. Plan care in accordance with management and leadership principles using evidence- based research for patients across the lifespan.
2. Synthesize knowledge of quality improvement and patient safety to improve patient-care outcomes.
3. Appraise empirical evidence derived from research to identify clinical problems, plan appropriate care, provide nursing interventions which are grounded in evidence, and evaluate the effectiveness of nursing care to patients across the lifespan.
4. Model interpersonal communication to effectively collaborate with members of the health care team while promoting optimal health care for all patients.
5. Examine safe, appropriate, evidence-based care based on health promotion, disease and injury prevention, to improve population health.
6. Integrate inherent values as defined by the ANA Code of Ethics, as a foundation to base nursing theory in practice in the role of the BSN.
7. Formulate plans of care which provide culturally sensitive, non-discriminatory care to individuals, groups and communities in today's global environment.
8. Integrate information management technology to improve patient outcomes

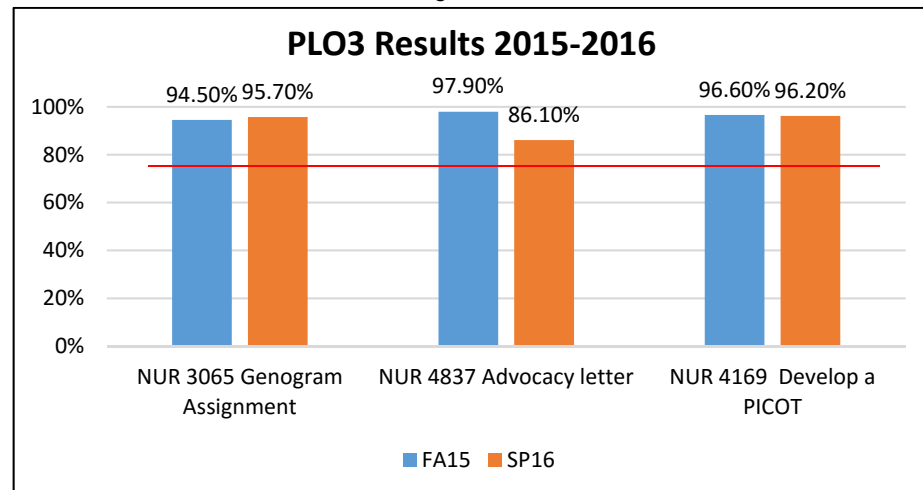
# Assessment Results 2015-2016



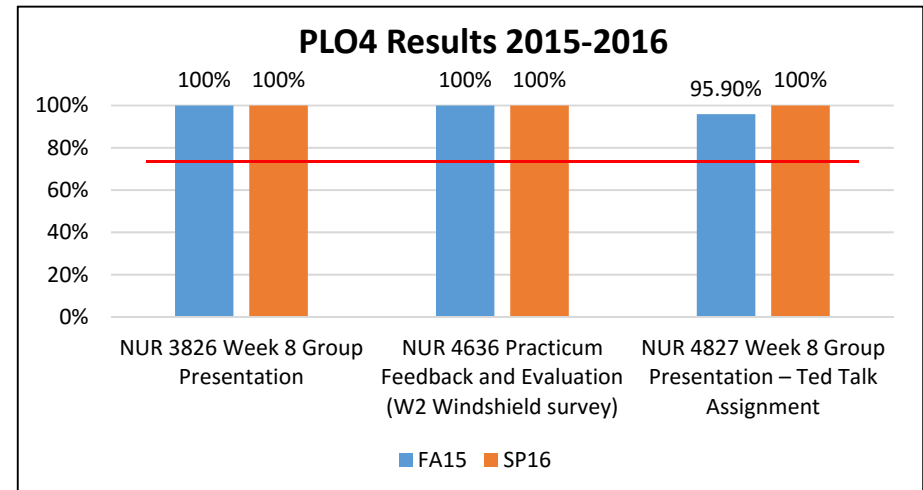
PLO1: Plan care in accordance with management and leadership principles using evidence- based research for patients across the lifespan. *Target:75% of students will achieved 70% or higher in all assessment measures.*



PLO2: Synthesize knowledge of quality improvement and patient safety to improve patient-care outcomes. *Target:75% of students will achieved 70% or higher in all assessment measures.*

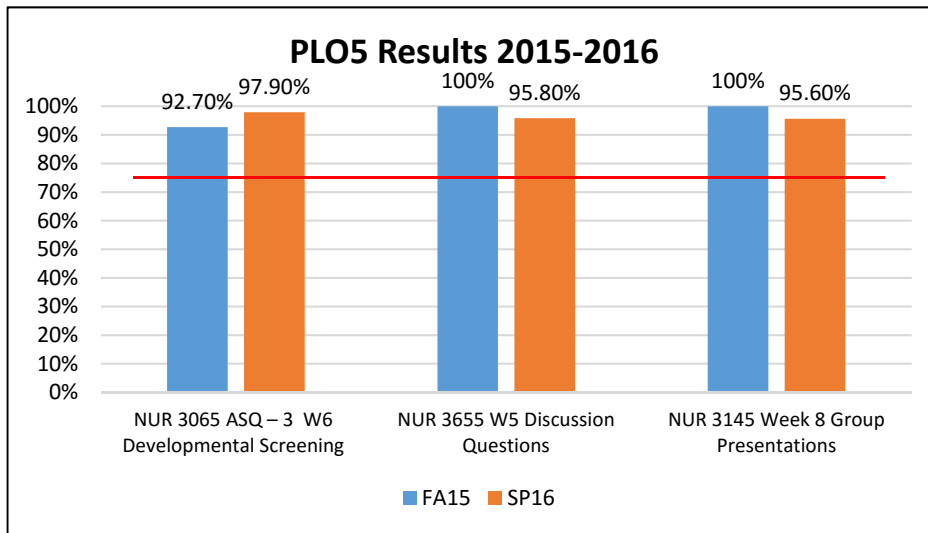


PLO3: Appraise empirical evidence derived from research to identify clinical problems, plan appropriate care, provide nursing interventions which are grounded in evidence, and evaluate the effectiveness of nursing care to patients across the lifespan. *Target:75% of students will achieved 70% or higher in all assessment measures.*

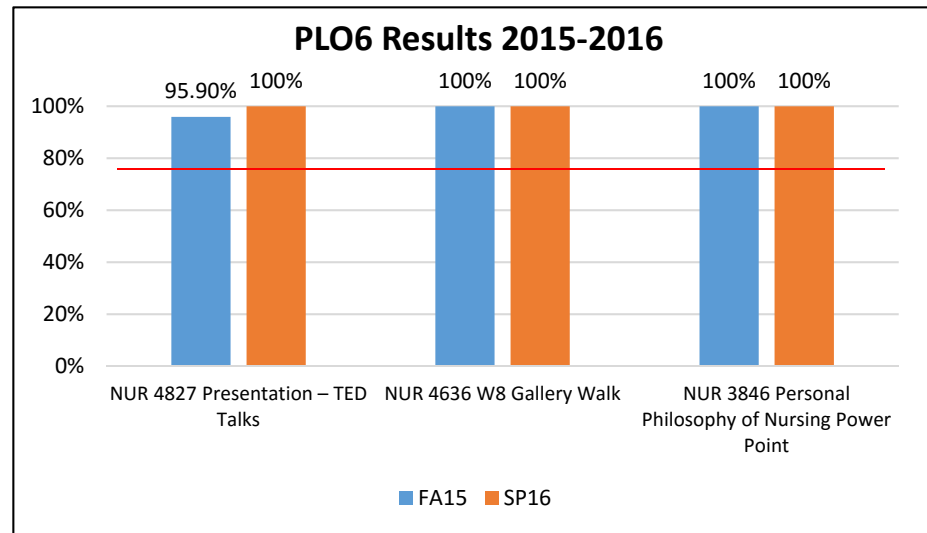


PLO4: Model interpersonal communication to effectively collaborate with members of the health care team while promoting optimal health care for all patients. *Target:75% of students will achieved 70% or higher in all assessment measures.*

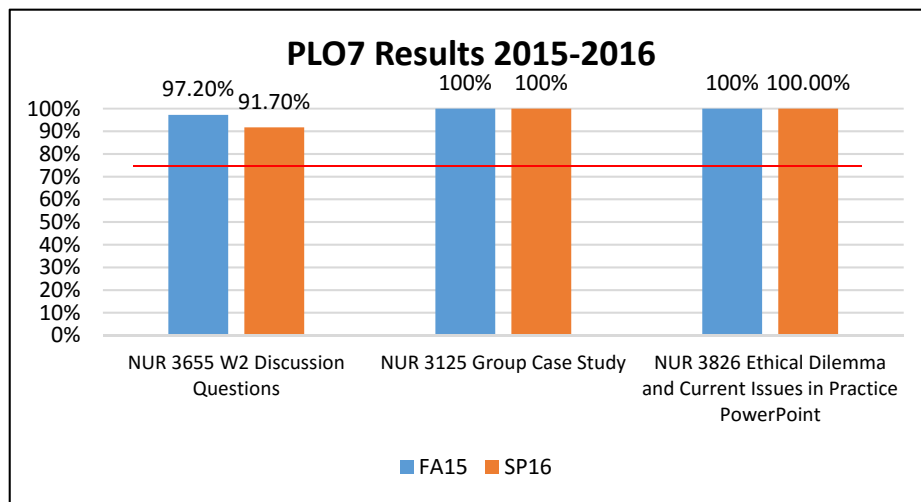
# Assessment Results 2015-2016



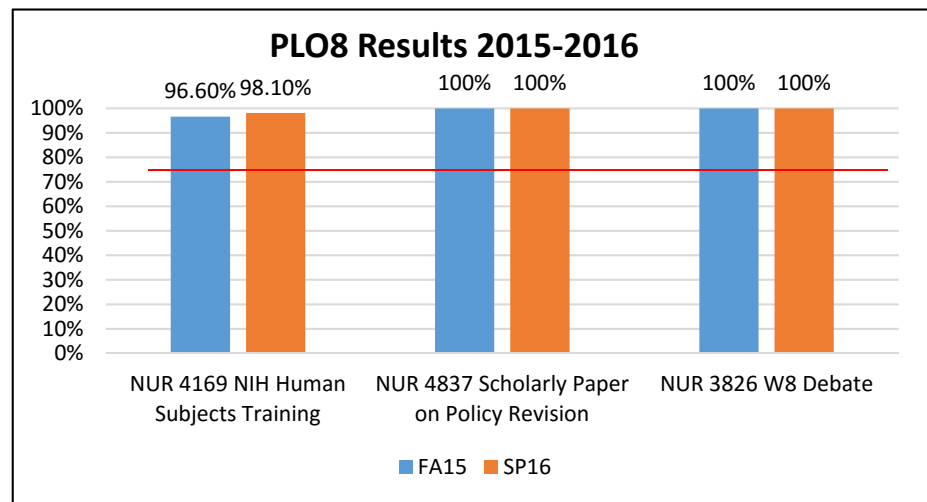
PLO5: Examine safe, appropriate, evidence-based care based on health promotion, disease and injury prevention, to improve population health. *Target: 75% of students will achieved 70% or higher in all assessment measures.*



PLO6: Integrate inherent values as defined by the ANA Code of Ethics, as a foundation to base nursing theory in practice in the role of the BSN. *Target: 75% of students will achieved 70% or higher in all assessment measures.*



PLO7: Formulate plans of care which provide culturally sensitive, non-discriminatory care to individuals, groups and communities in today's global environment. *Target: 75% of students will achieved 70% or higher in all assessment measures.*



PLO8: Integrate information management technology to improve patient outcomes. *Target: 75% of students will achieved 70% or higher in all assessment measures.*

# Program Learning Outcomes

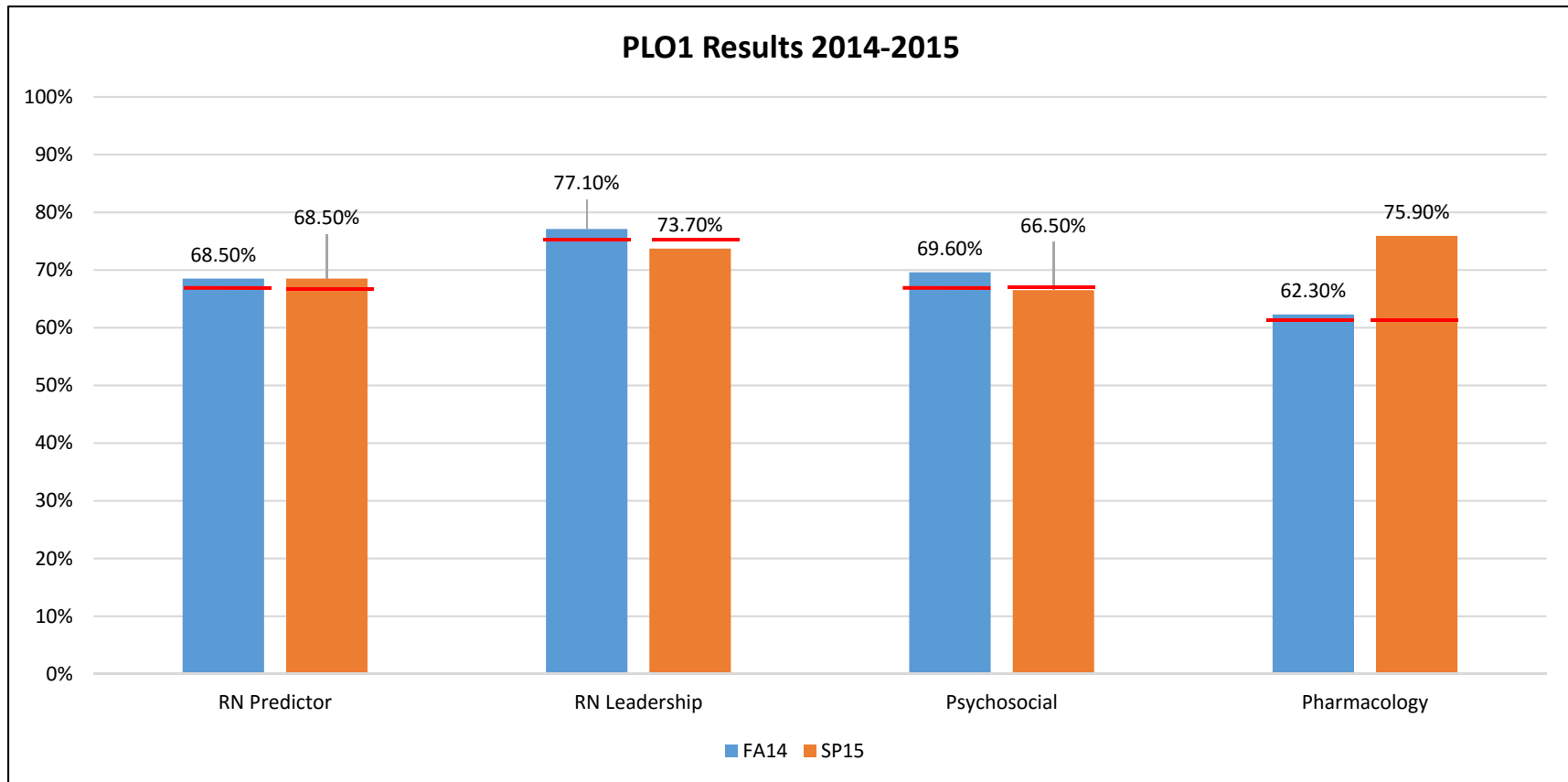
Associate Degree Nursing 2071 and 2271

Graduates of the program will be able to:

1. Utilize the nursing process and principles of best practices to meet the needs of individuals, families, groups, and communities across the lifespan.
2. Provide caring, spiritual and culturally sensitive nursing care to individuals, families, groups, and communities across the lifespan.
3. Use professional and technical resources to effectively communicate to individuals, families, group,s and communities across the lifespan.
4. Practice within the ethical and legal framework of nursing and utilize the standards of nursing practice to meet the needs of individuals, families, groups, and communities across the lifespan.



## Assessment Results 2015-2016



PLO1: Utilize the nursing process and principles of best practices to meet the needs of individuals, families, groups and communities across the lifespan

PLO2: Provide caring, spiritual and culturally sensitive nursing care to individuals, families, groups and communities across the lifespan

PLO3: Use professional and technical resources to effectively communicate to individuals, families, groups and communities across the lifespan

PLO4: Practice within the ethical and legal framework of nursing and utilize the standards of nursing practice to meet the needs of individuals, families, groups and communities across the lifespan

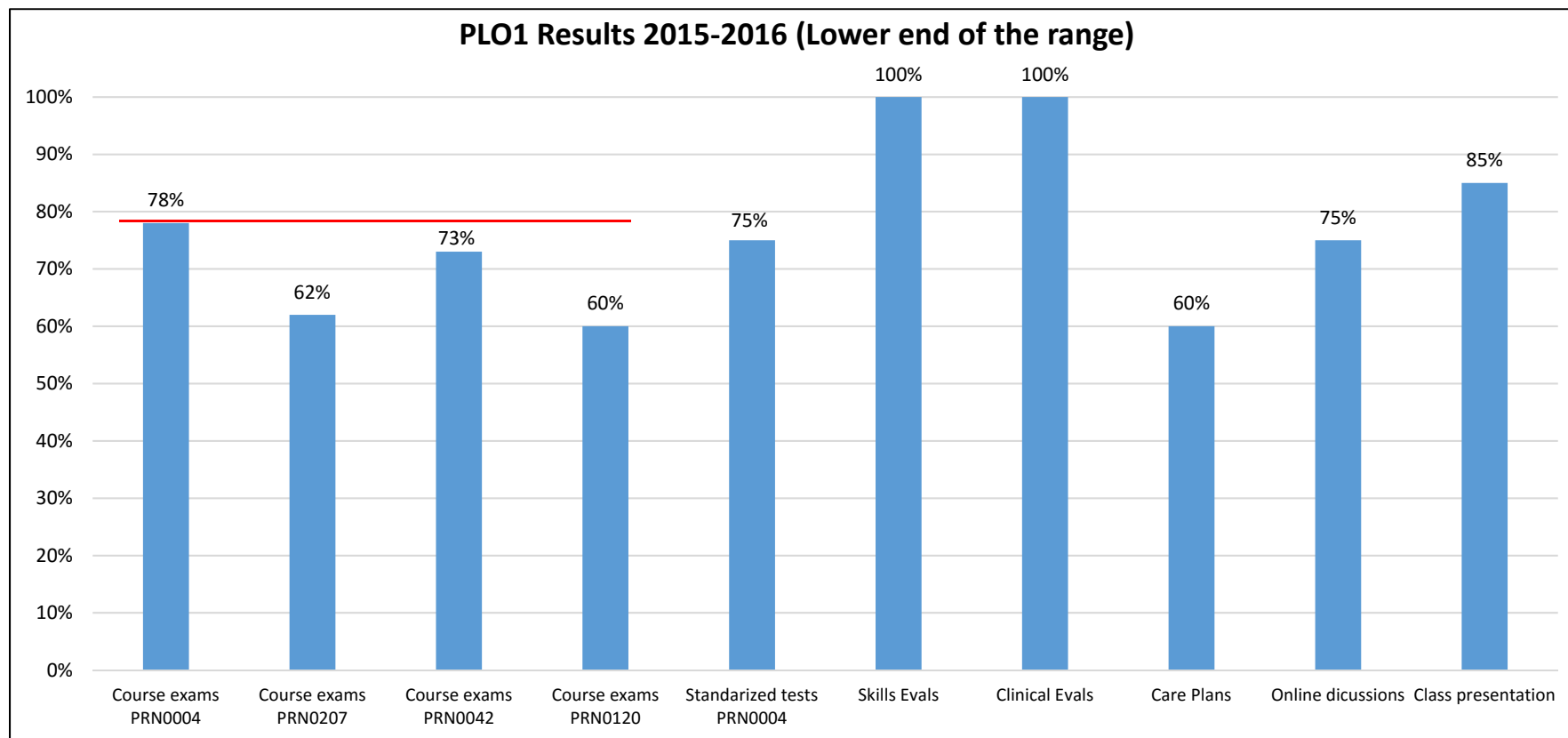
*Target: 75% of students will achieve the national individual mean score in management of care; psychosocial; pharmacological and parenteral; and the predictor.*

# Program Learning Outcomes

## Certificate Practical Nursing - 1095

1. Demonstrate professional behaviors of accountability and professionalism according to the ethical, legal, and regulatory framework for the licensed practical nurse.
2. Communicate effectively with client, family, significant other, and members of the health care team.
3. Utilize the nursing process to provide safe and effective care to clients across the life span under the supervision of a registered nurse or physician.
4. Promotes physical, spiritual, and psychosocial well-being of clients and reduces risk potential for clients.
5. Demonstrate a caring and empathetic approach to the safe, therapeutic and individualized care of the client.

## Assessment Results 2015-2016



PLO1: Demonstrate professional behaviors of accountability and professionalism according to the ethical, legal, and regulatory framework for the licensed practical nurse

PLO2: Communicate effectively with client, family, significant other, and members of the health care team.

PLO3: Utilize the nursing process to provide safe and effective care to clients across the life span under the supervision of a registered nurse or physician

PLO4: Promotes physical, spiritual, and psychosocial well-being of clients and reduces risk potential for clients

PLO5: Demonstrate a caring and empathetic approach to the safe, therapeutic and individualized care of the client.

*Target: Course Exams minimum of 78% to pass*

*Standardized Tests: (Kaplan) minimum score of 60th percentile to pass, as recommended by Kaplan.*

*Lab Skills Evals: pass/fail*

*Clinical Evals: pass/fail*

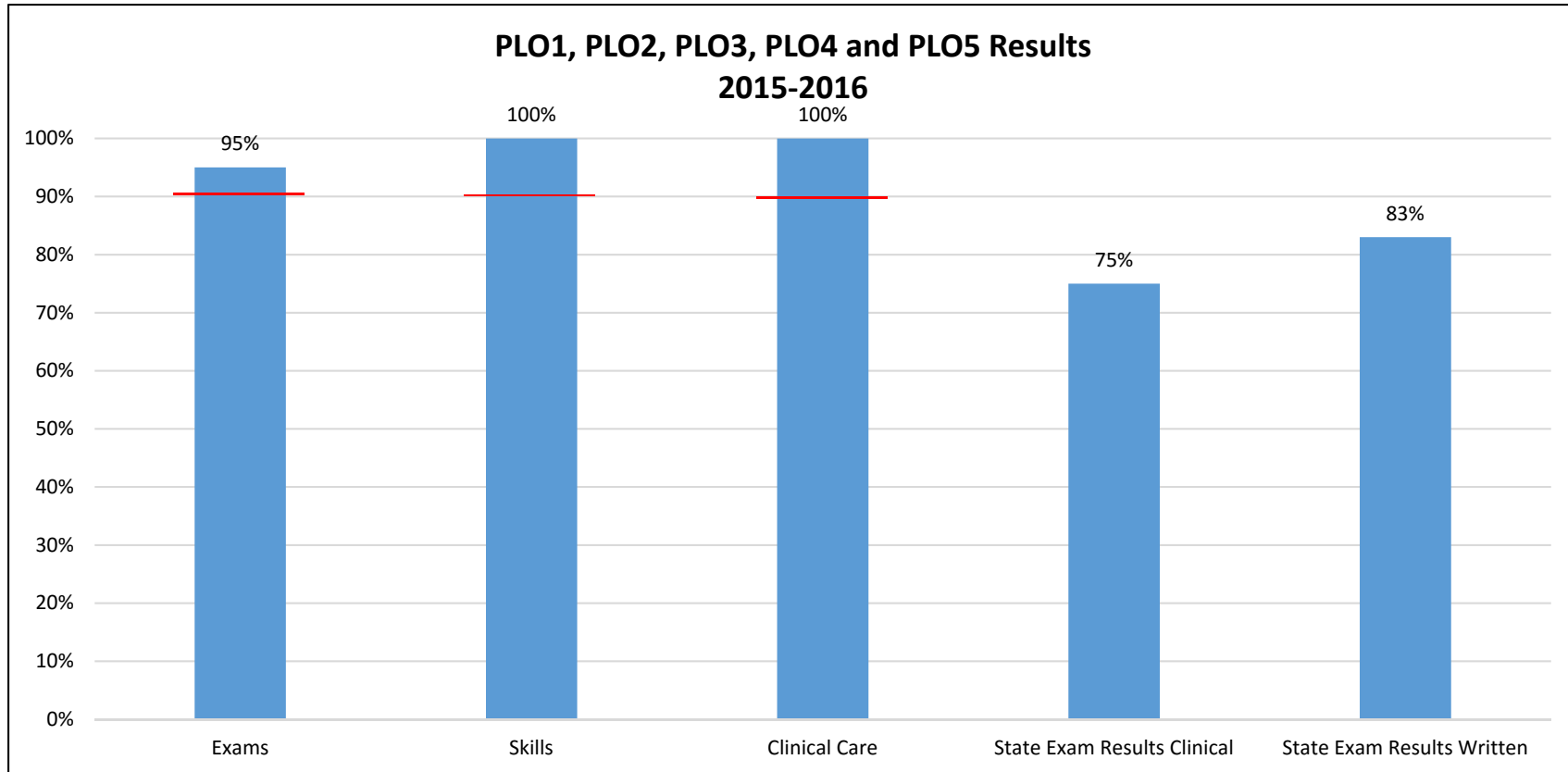
# Program Learning Outcomes

## Nursing Assistant - 1205

The student will be able to:

1. Assist the adult client with activities of daily living and basic care in the long-term care, sub-acute and assisted living facilities under the supervision of a licensed nurse.
2. Demonstrates skills safely and accurately during client care; observing and reporting physical, spiritual, psychosocial needs of the client, and changes in client's status physically, behaviorally, and emotionally.
3. Assist the nurse in planning and implementing care to meet the client's nutrition, hydration, and elimination needs, and identify signs/symptoms, causes of and clients at risk for pressure ulcers.
4. Demonstrate professional behaviors within the role and scope of the nursing assistant.
5. Demonstrate proper usage of equipment/devices.

## Assessment Results 2015-2016



PLO1: Assist the adult client with activities of daily living and basic care in the long-term care, sub-acute and assisted living facilities under the supervision of a licensed nurse.

PLO3: Assist the nurse in planning and implementing care to meet the client's nutrition, hydration, and elimination needs, and identify signs/symptoms, causes of and clients at risk for pressure ulcers.

PLO5: Demonstrate proper usage of equipment/devices.

PLO2: Demonstrates skills safely and accurately during client care; observing and reporting physical, spiritual, psychosocial needs of the client, and changes in client's status physically, behaviorally, and emotionally.

PLO4: Demonstrate professional behaviors within the role and scope of the nursing assistant.

*Target: 90% of graduates will achieve a minimum of a 78% average score on exams*

*90% of graduates will successfully demonstrate all skill assessments*

*Clinical: 90% of students will pass clinical*

*The annual state examination passing rate will be at or above the state average*

## Assessment Data 2014-2015 and 2015-2016: Programs and Institutional Learning Outcomes

Program	Critical/ Creative Thinking		Communication		Cultural Literacy		Information and Technical Literacy	
	14/15	15/16	14/15	15/16	14/15	15/16	14/15	15/16
<a href="#">6441 - Bachelor of Science in Nursing - BSN</a>	92.3%-100%	93.1%-100%	96.4%-100%	92.3%-100%	88.1%-100%	97.9%-100%	95.5%-100%	94.5%-100%
<a href="#">2071 - Nursing (Associate Degree) (Limited Access Program)</a>	64.1%-76%	62.3%-77.1%	64.1%-76%	62.3%-77.1%	64.1%-76%	62.3%-77.1%	64.1%-76%	62.3%-77.1%
<a href="#">2271 - Nursing (Transition Into Profession) (Limited Access Program)</a>	64.1%-76%	62.3%-77.1%	64.1%-76%	62.3%-77.1%	64.1%-76%	62.3%-77.1%	64.1%-76%	62.3%-77.1%
<a href="#">1205 - Nursing Assistant (Long Term Care)</a>	66%-100%	75%-100%	66%-100%	75%-100%	66%-100%	75%-100%	66%-100%	75%-100%
<a href="#">1095 - Practical Nursing (Limited Access Program)</a>	54%-100%	12%-100%	54%-100%	12%-100%	54%-100%	12%-100%	54%-100%	12%-100%

## Course Success Rates (1 of 2)

Major	Course	2012-2013		2013-2014		2014-2015		2015-2016	
		Attempted	% Successful	Attempted	% Successful	Attempted	% Successful	Attempted	% Successful
1076 or 1205	HCP0600	41	90%	11	91%				
	HCP0600L	41	90%	11	91%				
	PRN0090			21	100%	64	95%	61	95%
	Major	82	90%	43	95%	64	95%	61	95%
1095- Practical Nursing	BSC0070							116	84%
	BSC1080	164	73%	185	78%	222	82%	50	76%
	PRN0004	82	73%	79	63%	61	97%	20	80%
	PRN0004L	82	73%	79	63%	61	97%	20	80%
	PRN0042	70	100%	58	100%	50	100%	58	100%
	PRN0042L	70	100%	58	100%	50	100%	58	100%
	PRN0120	70	100%	58	98%	50	100%	59	98%
	PRN0120L	70	100%	58	98%	50	100%	59	98%
	PRN0207	69	93%	52	94%	70	91%	48	94%
	PRN0207L	69	93%	52	94%	70	91%	48	94%
	Major	746	87%	679	84%	684	92%	536	91%
2071 -Nursing (Associate Degree) (Limited Access Program)	NUR1005	39	97%	40	100%	40	90%	47	89%
	NUR1005L	39	97%	40	100%	40	90%	47	89%
	NUR1010	268	96%	279	98%	269	94%	277	94%
	NUR1020	234	94%	238	97%	235	94%	228	93%
	NUR1020L	234	94%	238	97%	235	94%	228	93%
	NUR1230	229	93%	229	93%	235	93%	222	88%
	NUR1230L	229	93%	229	93%	235	93%	222	88%

■ Indicates a success rate of 90% or higher  
■ Indicates a success rate between 70% and 89%  
■ Indicates a success rate below 70%

Source: IR Program Assessment Data

## Course Success Rates (2 of 2)

Major	Course	2012-2013		2013-2014		2014-2015		2015-2016	
		Attempted	% Successful	Attempted	% Successful	Attempted	% Successful	Attempted	% Successful
2071 -Nursing (Associate Degree) (Limited Access Program)	NUR1423	222	98%	226	96%	229	98%	212	93%
	NUR1423L	222	98%	226	96%	229	98%	212	93%
	NUR2731	253	90%	268	94%	266	94%	260	88%
	NUR2731L	253	90%	268	94%	266	94%	260	88%
	NUR2940	235	96%	239	95%	263	95%	249	89%
	NUR2940L	235	96%	239	95%	263	95%	249	89%
	Major	2692	94%	2759	95%	2805	95%	2713	90%
6441- BSN	NUR3065			74	97%	65	100%	105	96%
	NUR3125			54	96%	105	96%	107	97%
	NUR3145					99	99%	83	98%
	NUR3655					105	99%	87	95%
	NUR3826			71	99%	80	100%	102	98%
	NUR3846			68	96%	102	95%	101	97%
	NUR4169					96	98%	82	98%
	NUR4636					89	99%	76	99%
	NUR4636L					89	99%	76	99%
	NUR4827					39	100%	81	100%
	NUR4827L					39	100%	81	100%
	NUR4837					42	100%	85	100%
	Major			267	97%	950	98%	1066	98%
Department		1,437	86%	1,432	81%	1,585	81%	4376	92%

■ Indicates a success rate of 90% or higher  
■ Indicates a success rate between 70% and 89%  
■ Indicates a success rate below 70%

Source: IR Program Assessment Data



## Course Success Rates by Campus – Multiple Campuses Only

Major, Associated Courses and Instructional Method			2012-2013		2013-2014		2014-2015		2015-2016		
			Attempted	% Successful	Attempted	% Successful	Attempted	% Successful	Attempted	% Successful	
2071 - Nursing (Associate Degree) (Limited Access Program)	NUR1010	Daytona	113	96%	119	98%	115	96%	117	92%	↑
		Deland	59	93%	60	93%	60	88%	58	93%	
		Flagler/Palm Cst	57	98%	60	100%	55	98%	55	95%	
		Course	229	96%	239	97%	230	94%	230	93%	
	NUR1020	Daytona	115	96%	119	97%	117	96%	115	95%	
		Deland	60	85%	59	95%	60	88%	57	88%	
		Flagler/Palm Cst	59	98%	60	100%	58	97%	56	95%	
		Course	234	94%	238	97%	235	94%	228	93%	
	NUR1230	Daytona	119	94%	119	95%	120	98%	117	85%	↑
		Deltona	59	98%	61	93%	60	92%	60	93%	
		New Smyrna Beach	51	84%	49	88%	55	82%	45	87%	
		Course	229	93%	229	93%	235	93%	222	88%	
	NUR1423	Daytona	118	97%	120	98%	120	99%	116	94%	
		Deltona	59	100%	59	97%	59	98%	58	98%	
		New Smyrna Beach	45	98%	47	91%	50	94%	38	82%	
		Course	222	98%	226	96%	229	98%	212	93%	
	NUR2731	Daytona	193	90%	208	94%	208	96%	200	88%	
		Deland	60	88%	60	92%	58	84%	60	88%	
		Course	253	90%	268	94%	266	94%	260	88%	
	NUR2940	Daytona	116	95%	160	94%	148	96%	147	89%	
		Deland					60	97%	48	88%	
		Deltona	79	97%	79	97%	55	93%	54	89%	
		Course	195	96%	239	95%	263	95%	249	89%	

■ Indicates a success rate of 90% or higher  
■ Indicates a success rate between 70% and 89%  
■ Indicates a success rate below 70%

Source: IR Program Assessment Data

## Course Success Rates by Instructional Method – Multiple Methods Only

Major, Associated Courses and Instructional Method			2012-2013		2013-2014		2014-2015		2015-2016	
			Attempted	% Successful	Attempted	% Successful	Attempted	% Successful	Attempted	% Successful
1095- Practical Nursing	BSC0070	Lecture						24	96%	
		Online						71	79%	
		Course						95	84%	
	BSC1080	Lecture	44	66%	43	86%	55	84%		
		Online	120	76%	142	76%	167	81%		
		Course	164	73%	185	78%	222	82%		
	PRN0004	Lecture	62	68%	57	58%	34	100%		
		Online	20	90%	22	77%	27	93%		
		Course	82	73%	79	63%	61	97%		
	PRN0042	Lecture	55	100%	40	100%	32	100%	29	100%
		Online	15	100%	18	100%	18	100%	29	100%
		Course	70	100%	58	100%	50	100%	58	100%
	PRN0120	Lecture	55	100%	40	98%	32	100%	29	100%
		Online	15	100%	18	100%	18	100%	30	97%
Course		70	100%	58	98%	50	100%	59	98%	
PRN0207	Lecture	54	93%	33	91%	52	88%	19	95%	
	Online	15	93%	19	100%	18	100%	29	93%	
	Course	69	93%	52	94%	70	91%	48	94%	
2071 -Nursing (Associate Degree) (Limited Access Program)	NUR1010	Lecture	229	96%	239	97%	230	94%	230	93%
		Online	39	97%	40	100%	39	95%	47	98%
		Course	268	96%	279	98%	269	94%	277	94%
	NUR2940	Hybrid	40	95%	80	100%	68	97%	70	100%
		Lecture	155	96%	159	92%	195	95%	179	84%
		Online	40	98%						
		Course	235	96%	239	95%	263	95%	249	89%

		IM	2012-13	2013-14	2014-15	2015-16
DSC	Hybrid		82%	81%	83%	81%
	Lecture		77%	77%	78%	80%
	Online		76%	75%	76%	78%

- Indicates a success rate of 90% or higher
- Indicates a success rate between 70% and 89%
- Indicates a success rate below 70%

Source: IR Program Assessment Data

## Overall Course Success Rates by Instructional Method

Major and Instructional Method		2012-2013		2013-2014		2014-2015		2015-2016	
		Attempted	% Successful	Attempted	% Successful	Attempted	% Successful	Attempted	% Successful
1076 or 1205	Lab	41	90%	11	91%				
	Lecture	41	90%	32	97%	64	95%	61	95%
	Major	82	90%	43	95%	64	95%	61	95%
1095- Practical Nursing	Clinical	18	100%						
	Lab	273	90%	247	87%	231	97%	185	96%
	Lecture	270	86%	213	84%	205	93%	121	95%
	Online	185	83%	219	82%	248	86%	209	86%
Major	746	87%	679	84%	684	92%	515	91%	
2071 - Nursing	Hybrid	79	96%	120	100%	108	94%	117	96%
	Lab	1173	94%	1200	95%	1228	95%	1171	90%
	Lecture	1322	94%	1359	95%	1390	95%	1331	90%
	Online	118	97%	80	100%	79	92%	94	94%
	Major	2692	94%	2759	95%	2805	95%	2713	90%
6441 - BSN	Co-op					128	99%	157	99%
	Hybrid			267	97%	822	98%	909	98%
	Major			267	97%	950	98%	1066	98%
Total		3590	92%	3748	94%	4503	95%	4376	92%

■ Indicates a success rate of 90% or higher  
■ Indicates a success rate between 70% and 89%  
■ Indicates a success rate below 70%

Source: IR Program Assessment Data

# Course Success Rates by Multiple Session/Sub-session Only (1 of 3) 20

Major, Associated Courses and Sub-session				2012-2013		2013-2014		2014-2015		2015-2016	
				Attempted	% Successful	Attempted	% Successful	Attempted	% Successful	Attempted	% Successful
1076 or 1205	HCP0600	FA	Full term	10	100%						
		SP	Full term	15	87%						
		SU	Full term	16	88%	11	91%				
		Course		41	90%	11	91%				
	PRN0090	FA	Full term					23	96%	18	89%
		SP	Full term			21	100%	18	94%	22	95%
		SU	Full term					23	96%	21	100%
		Course				21	100%	64	95%	61	95%
	1095- Practical Nursing	BSC0070	FA	A term						17	71%
				B term						11	55%
Full term									21	86%	
Session								49	73%		
SP		A term							22	91%	
		B term							21	86%	
		Full term							24	96%	
		Session							67	91%	
Course								116	84%		
BSC1080		FA	A term	28	86%	22	82%	28	71%		
			B term	22	55%	22	82%	26	69%		
			Full term	25	68%	14	86%	29	86%		
			Session		75	71%	58	83%	83	76%	
		SP	A term	34	88%	31	68%	27	85%		
			B term	36	69%	31	61%	32	78%		
			Full term	19	63%	21	81%	26	81%		
			Session		89	75%	83	69%	85	81%	
		SU	Full term			44	91%	54	91%		
		Course		164	73%	185	78%	222	82%		
PRN0004		FA	Full term	34	76%	34	50%	34	100%		
		SP	Full term	48	71%	45	73%	27	93%		
		Course		82	73%	79	63%	61	97%		
PRN0207	FA	Full term	42	95%	34	100%	35	97%	29	93%	
	SP	Full term	27	89%	18	83%	35	86%	19	95%	
	Course		69	93%	52	94%	70	91%	48	94%	

Indicates a success rate of 90% or higher  
 Indicates a success rate between 70% and 89%  
 Indicates a success rate below 70%

Source: IR Program Assessment Data

## Course Success Rates by Multiple Session/Sub-session Only (2 of 3)

Major, Associated Courses and Sub-session			2012-2013		2013-2014		2014-2015		2015-2016		
			Attempted	% Successful	Attempted	% Successful	Attempted	% Successful	Attempted	% Successful	
2071 - Nursing	NUR1005	FA Full term	20	95%	20	100%	20	90%	20	100%	↑
		SP Full term	19	100%	20	100%	20	90%	27	81%	
		Course	39	97%	40	100%	40	90%	47	89%	
	NUR1010	FA Full term	136	96%	139	98%	138	98%	136	95%	
		SP Full term	132	95%	140	98%	131	91%	141	93%	↑
		Course	268	96%	279	98%	269	94%	277	94%	
	NUR1020	FA Full term	117	92%	119	99%	120	93%	113	93%	
		SP Full term	117	95%	119	96%	115	96%	115	93%	
		Course	234	94%	238	97%	235	94%	228	93%	
	NUR1230	FA Full term	117	91%	108	94%	118	92%	106	86%	
		SP Full term	112	96%	121	93%	117	94%	116	90%	
		Course	229	93%	229	93%	235	93%	222	88%	
	NUR1423	FA Full term	116	98%	108	96%	115	97%	103	93%	
		SP Full term	106	98%	118	96%	114	98%	109	93%	
		Course	222	98%	226	96%	229	98%	212	93%	
	NUR2731	FA Full term	124	94%	136	90%	135	93%	134	86%	
		SP Full term	129	86%	132	97%	131	94%	126	90%	
		Course	253	90%	268	94%	266	94%	260	88%	
NUR2940	FA Full term	115	95%	112	96%	134	97%	126	91%		
	SP Full term	120	98%	127	94%	129	94%	123	86%		
	Course	235	96%	239	95%	263	95%	249	89%		

■ Indicates a success rate of 90% or higher  
■ Indicates a success rate between 70% and 89%  
■ Indicates a success rate below 70%

Source: IR Program Assessment Data

## Course Success Rates by Multiple Session/Sub-session Only (3 of 3)

Major, Associated Courses and Sub-session		2012-2013		2013-2014		2014-2015		2015-2016	
		Attempted	% Successful	Attempted	% Successful	Attempted	% Successful	Attempted	% Successful
6441 – BSN	NUR3065	FA B term				36	100%	56	96%
		SP B term		74	97%	29	100%	49	96%
		Course		74	97%	65	100%	105	96%
	NUR3125	FA A term				64	98%	59	98%
		SP A term		54	96%	41	93%	48	96%
		Course		54	96%	105	96%	107	97%
	NUR3145	FA A term				55	98%	37	97%
		SP A term				44	100%	46	98%
		Course				99	99%	83	98%
	NUR3655	FA A term				44	98%	37	97%
		SP A term				61	100%	50	94%
		Course				105	99%	87	95%
	NUR3826	FA B term				53	100%	58	98%
		SP B term		71	99%	27	100%	44	98%
		Course		71	99%	80	100%	102	98%
	NUR3846	FA A term				63	97%	55	100%
SP A term			68	96%	39	92%	46	93%	
Course			68	96%	102	95%	101	97%	
NUR4169	FA B term				43	98%	29	97%	
	SP B term				53	98%	53	98%	
	Course				96	98%	82	98%	
NUR4636	FA B term				41	98%	37	100%	
	SP B term				48	100%	39	97%	
	Course				89	99%	76	99%	

Indicates a success rate of 90% or higher  
 Indicates a success rate between 70% and 89%  
 Indicates a success rate below 70%

Source: IR Program Assessment Data

## Overall Course Success Rates by Session/Sub-session

Major or Dept. and Sub-session			2012-2013		2013-2014		2014-2015		2015-2016	
			Attempted	% Successful	Attempted	% Successful	Attempted	% Successful	Attempted	% Successful
1076	FA	Full term	10	100%			23	96%	18	89%
	SP	Full term	15	87%	21	100%	18	94%	22	95%
	SU	Full term	16	88%	11	91%	23	96%	21	100%
	Major		41	90%	32	97%	64	95%	61	95%
1095	FA	A term	28	86%	22	82%	28	71%	17	71%
		B term	22	55%	22	82%	26	69%	11	55%
		Full term	101	82%	82	77%	98	95%	119	87%
	Session		151	79%	126	79%	152	86%	147	83%
	SP	A term	34	88%	31	68%	27	85%	22	91%
		B term	36	69%	31	61%	32	78%	21	86%
		Full term	94	74%	84	77%	88	86%	62	95%
	Session		164	76%	146	72%	147	84%	105	92%
	SU	Full term	140	100%	160	97%	154	97%	284	95%
	Major		455	84%	432	83%	453	89%	536	91%
2071	FA	Full term	745	94%	742	96%	780	95%	1340*	91%
	SP	Full term	735	95%	777	96%	757	94%	1373*	90%
	Major		1480	94%	1519	96%	1537	95%	2713*	90%
6441	FA	A term					226	98%	237	99%
		B term					173	99%	315	99%
		Session					399	98%	552	99%
	SP	A term			122	96%	227	97%	226	96%
		B term			145	98%	196	99%	288	98%
		Session			267	97%	423	98%	514	97%
	Major				267	97%	822	98%	1066	98%
Total			2046	92%	2250	93%	2876	95%	4376*	92%

\*Including labs

- Indicates a success rate of 90% or higher
- Indicates a success rate between 70% and 89%
- Indicates a success rate below 70%

## Average Class Size by Course (1 of 2)

Major and Associated Courses		2012-2013		2013-2014		2014-2015		2015-2016	
		Sections	Avg. Size	Sections	Avg. Size	Sections	Avg. Size	Sections	Avg. Size
1076	HCP0600	3	14	1	11				
	PRN0090			1	21	3	21	3	20
	Major	3	14	2	16	3	21	3	20
1095- Practical Nursing	BSC0070							6	19
	BSC1080	6	27	9	21	8	28	2	25
	PRN0004	3	27	3	26	2	31	1	20
	PRN0042	3	23	3	19	2	25	2	29
	PRN0120	3	23	3	19	2	25	2	30
	PRN0207	3	23	3	17	3	23	2	24
	Major	18	25	21	21	17	27	15	23
2071 - Nursing- Associate Degree	NUR1005	2	20	2	20	2	20	2	24
	NUR1010	10	27	10	28	10	27	10	28
	NUR1020	8	29	8	30	8	29	8	29
	NUR1230	8	29	8	29	8	29	8	28
	NUR1423	8	28	8	28	8	29	8	27
	NUR2731	8	32	8	34	8	33	9	29
	NUR2940	6	39	6	40	8	33	8	31
	Major	50	30	50	30	52	30	58	27

To prevent data from skewing, the following instructional methods are excluded: Labs associated with lectures, Private/Performance, Clinicals, Co-op, DIS, Field trips and Internships.

Source: IR Program Assessment Data



## Average Class Size by Course (2 of 2)

Major and Associated Courses		2012-2013		2013-2014		2014-2015		2015-2016	
		Sections	Avg. Size	Sections	Avg. Size	Sections	Avg. Size	Sections	Avg. Size
6441- BSN	NUR3065			2	37	3	22	5	21
	NUR3125			2	27	5	21	4	27
	NUR3145					4	25	4	21
	NUR3655					5	21	4	22
	NUR3826			2	36	3	27	5	20
	NUR3846			2	34	5	20	4	25
	NUR4169					4	24	3	27
	NUR4636					4	22	4	19
	NUR4827					2	20	3	27
	NUR4837					2	21	4	21
	Major			8	33	37	22	40	23
	Total	74	28	81	28	109	26	116	25

To prevent data from skewing, the following instructional methods are excluded: Labs associated with lectures, Private/Performance, Clinicals, Co-op, DIS, Field trips and Internships.

Source: IR Program Assessment Data

## Average Class Size by Instructional Method- Multiple Methods Only

Major, Associated Courses and Instructional Method			2012-2013		2013-2014		2014-2015		2015-2016		
			Sections	Avg. Size	Sections	Avg. Size	Sections	Avg. Size	Sections	Avg. Size	
1095 Practical Nursing	BSC0070	Lecture						1	24		
		Online						4	18		
		Course						5	21		
	BSC1080	Lecture	2	22	3	14	2	28			
		Online	4	30	6	24	6	28			
		Course	6	27	9	21	8	28			
	PRN0004	Lecture	2	31	2	29	1	34			
		Online	1	20	1	22	1	27			
		Course	3	27	3	26	2	31			
	PRN0042	Lecture	2	28	2	20	1	32	1	29	
		Online	1	15	1	18	1	18	1	29	
		Course	3	23	3	19	2	25	2	29	
	PRN0120	Lecture	2	28	2	20	1	32	1	29	
		Online	1	15	1	18	1	18	1	30	
		Course	3	23	3	19	2	25	2	30	
	PRN0207	Lecture	2	27	2	17	2	26	1	19	
		Online	1	15	1	19	1	18	1	29	
		Course	3	23	3	17	3	23	2	24	
	2071 Nursing- Associate Degree	NUR1010	Lecture	8	29	8	30	8	29	8	29
			Online	2	20	2	20	2	20	2	24
			Course	10	27	10	28	10	27	10	28
		NUR2940	Hybrid	1	40	2	40	2	34	2	35
			Lecture	4	39	4	40	6	33	6	30
			Online	1	40						

## Overall Average Class Size by Instructional Method

Major or Dept. and Instructional Method		2012-2013		2013-2014		2014-2015		2015-2016	
		Sections	Avg. Size	Sections	Avg. Size	Sections	Avg. Size	Sections	Avg. Size
1076	Lecture	3	14	2	16	3	21	3	20
	Major	3	14	2	16	3	21	3	20
1095 - Practical Nursing (Limited Access Program)	Lecture	10	27	11	19	7	29	5	24
	Online	8	23	10	22	10	25	9	23
	Major	18	25	21	21	17	27	14	23
2071 -Nursing (Associate Degree) (Limited Access Program)	Hybrid	1	40	2	40	2	34	7	17
	Lecture	44	30	44	31	46	30	47	28
	Online	5	24	4	20	4	20	4	24
	Major	50	30	50	30	52	30	58	27
6441 - Bachelor of Science in Nursing - BSN	Hybrid			8	33	37	22	40	23
	Major			8	33	37	22	40	23
<b>Total</b>		<b>74</b>	<b>28</b>	<b>81</b>	<b>28</b>	<b>109</b>	<b>26</b>	<b>116</b>	<b>25</b>

### College Total

Instructional Method	2012-2013	2013-2014	2014-2015	2015-2016
	Avg. Size	Avg. Size	Avg. Size	Avg. Size
Hybrid	22	22	22	21
Lecture	23	23	23	22
Online	27	28	30	30
<b>College Total</b>	<b>24</b>	<b>24</b>	<b>25</b>	<b>25</b>

To prevent data from skewing, excludes labs, OJT, clinicals, private/performance, open lab, co-op, directed independent study and internships.

Source: IR Program Assessment Data

## Licensing Exam

	2008/09	2009/10	2010/11	2011/12	2012/13	2013/14	2014/15
<b>Practical Nursing</b>	<b>85.9%</b>	<b>96.8%</b>	<b>98.5%</b>	<b>94.2%</b>	<b>95.3%</b>	<b>92%</b>	<b>95%</b>
<b>Nursing</b>	<b>86%</b>	<b>89.7%</b>	<b>94.7%</b>	<b>92.3%</b>	<b>90.7%</b>	<b>86%</b>	<b>83.47%</b>

*Source: Daytona State Department Chairs are solicited for this data.*

## Performance Funding - Graduation Rates (1 of 2)

Major	Fall Cohort Year	# in Cohort	150% Graduates	150% Graduation Rate	200% Graduates	200% Graduation Rate
1095- Practical Nursing	2012	36	24	66.7%	24	66.7%
	2013	33	15	45.5%	16	48.5%
	2014 – 200% in progress	29	23	79.3%	26	89.7%
	2015 – In progress	22	15	68.2%	15	68.2%
1205- Nursing Assistant	2012	NA				
	2013	NA				
	2014 – 200% in progress	25	22	88.0%	22	88.0%
	2015 – In progress	27	23	85.2%	23	85.2%
2071- Nursing (AS Degree)	2010	139	110	79.1%	110	79.1%
	2011	130	107	82.3%	109	83.8%
	2012 – 200% in progress	129	94	72.9%	94	72.9%
	2013 – In progress	126	92	73.0%	104	82.5%

Less than College average (150%- 44.8%, 200%- 49.23%)

Fall terms include prior Summer term enrollment in major.

Graduation within 200% time includes graduates within 150% time.

Source: IR Program Assessment Data

## Performance Funding - Graduation Rates (2 of 2)

Major	Fall Cohort Year	# in Cohort	150% Graduates	150% Graduation Rate	200% Graduates	200% Graduation Rate
2271- Nursing (Transition)	2010	25	17	68.0%	17	68.0%
	2011	20	14	70.0%	15	75.0%
	2012 – 200% in progress	2	0	0.0%	0	0.0%
	2013 – In progress	13	9	69.2%	9	69.2%
6441- BSN	2010	NA				
	2011	NA				
	2012 – 200% in progress	NA				
	2013 – In progress	NA				

**Less than College average (150%- 44.8%, 200%- 49.23%)**

Fall terms include prior Summer term enrollment in major.

Graduation within 200% time includes graduates within 150% time.

## Performance Funding - Retention Rates

Program and Cohort Year	Registered	Exclusions	Adjusted Cohort	Retained by DSC		Retained by Program		Total Retained by DSC	
				N	%	N	%		
1095 Practical Nursing	2011	98	76	22	4	18.18%	5	22.73%	40.91%
	2012	80	64	16	3	18.75%	1	6.25%	25.00%
	2013	69	48	21	7	33.33%	2	9.52%	42.86%
	2014	69	62	7	1	14.29%	3	42.86%	57.14%
1205 Nursing Assistant	2014	17	12	5	3	60.00%	0	0.00%	60.00%
2071 Nursing-Associate Degree	2011	436	179	257	11	4.28%	211	82.10%	86.38%
	2012	465	191	274	11	4.00%	230	84.00%	88.00%
	2013	478	192	286	24	8.39%	222	77.62%	86.01%
	2014	468	207	261	7	2.68%	229	87.74%	90.42%
2271 Nursing-Transition	2011	60	27	33	1	2.86%	19	54.29%	57.14%
	2012	40	29	11	0	0.00%	4	36.36%	36.36%
	2013	24	12	12	2	16.67%	9	75.00%	91.67%
	2014	64	41	23	0	0.00%	22	95.65%	95.65%
6441 BS in Nursing	2014	142	39	103	0	0.00%	89	86.41%	86.41%

Less than College average (FT- 60.48%, PT- 52.08%)

Registered - Includes all students enrolled in the fall term of the specified year, with the specified program as their primary major.

Exclusions - Includes students who are deceased or graduated fall of the specified year or the following spring or summer.

Not retained - Students who were not registered the following fall term.

Retained by DSC - Students who were still registered at DSC the following fall but with a different primary major.

Retained by Program - Students who were registered the following fall with the same primary major.

Source: IR Program Assessment Data

Performance Funding - Placement Rates										
Program Title	Major	2010/11		2011/12		2012/13		2013/14		Average Annual Salary
		DSC%	FCS%	DSC%	FCS%	DSC%	FCS%	DSC%	FCS%	
<a href="#">Nursing (Associate Degree) (Limited Access Program)</a>	2071	94%	95%	97%	95%	96%	94%	96%	94%	\$ 45,464
<a href="#">Nursing (Transition Into Profession) (Limited Access Program)</a>	2271	94%	95%	97%	95%	96%	94%	96%	94%	\$ 45,464
<a href="#">Practical Nursing (Limited Access Program)</a>	1095	94%	92%	93%	92%	94%	89%	92%	90%	\$ 36,076

■ Indicates the College average above the State Averages  
■ Indicates the College average same as the State Averages  
■ Indicates the College average below the State Averages

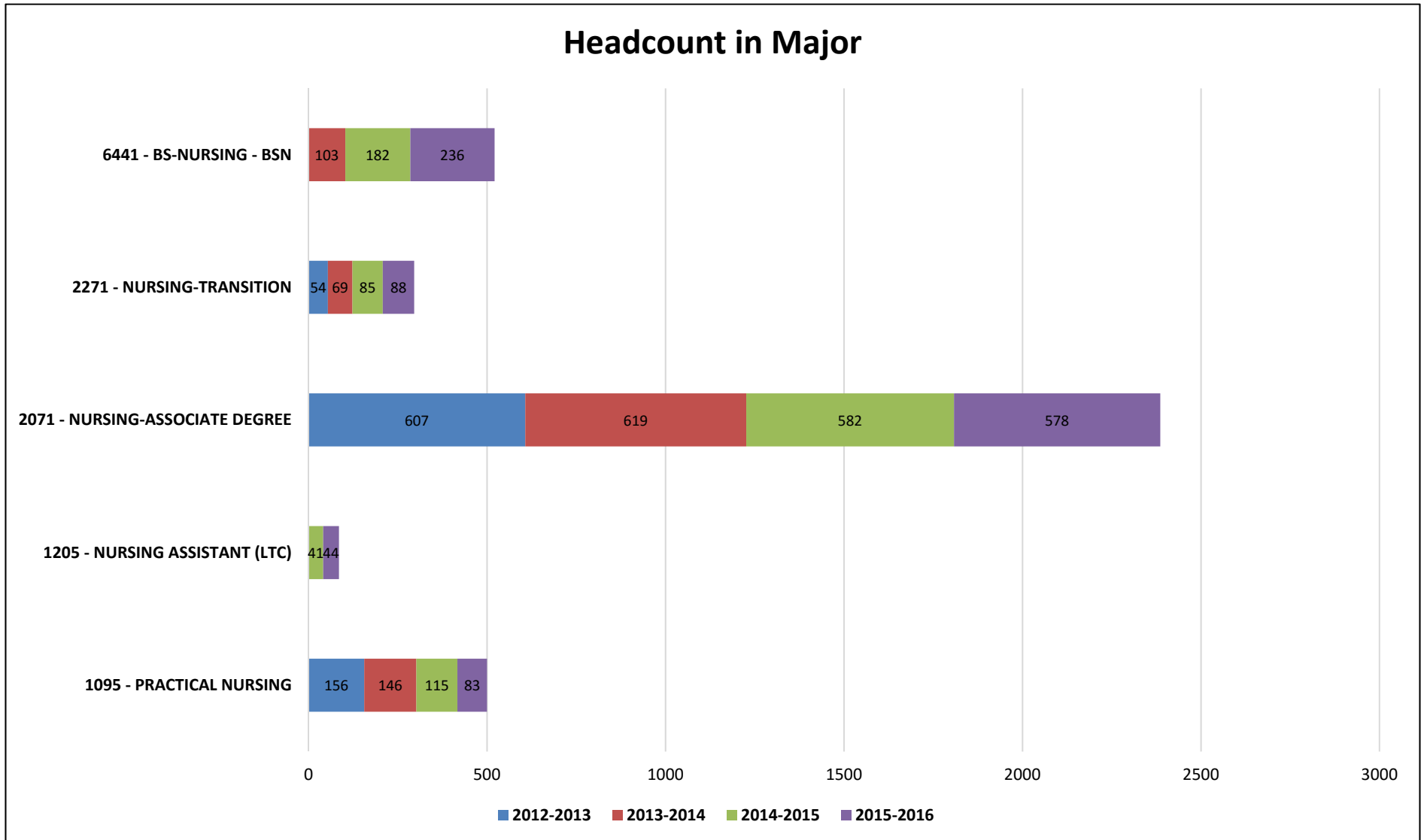
Source: IR Program Assessment Data



## Headcount by Major

Major	2012-2013	2013-2014	2014-2015	2015-2016
1095 - Practical Nursing	156	146	115	83
1205 - Nursing Assistant (LTC)			41	44
2071 - Nursing-Associate Degree	607	619	582	578
2271 - Nursing-Transition	54	69	85	88
6441 - BS-Nursing - BSN		103	182	236
<b>Total</b>	<b>814</b>	<b>903</b>	<b>998</b>	<b>1015</b>

College Enrollment Decreased: 7.9%(12/13); 3%(13/14); 0.73%(14/15); 1.14% (15/16)



### Graduates in Major

Major	2012-2013	2013-2014	2014-2015	2015-2016
1095 - Practical Nursing	70	57	50	57
1205 - Nursing Assistant (LTC)		19	62	55
2071 - Nursing-Associate Degree	197	193	207	189
2271 - Nursing-Transition	30	34	44	33
6441 - BS-Nursing - BSN			40	80
<b>Total</b>	<b>297</b>	<b>303</b>	<b>403</b>	<b>414</b>

*Blank cells or missing years indicate no graduates.*

## Average Age by Program

Program	2012-2013	2013-2014	2014-2015	2015-2016
<b>1095 - Practical Nursing</b>	<b>31.8</b>	<b>30.7</b>	<b>30.8</b>	<b>30</b>
<b>1205 - Nursing Assistant (LTC)</b>			<b>26.2</b>	<b>27</b>
<b>2071 - Nursing-Associate Degree</b>	<b>31.3</b>	<b>31.7</b>	<b>30.5</b>	<b>29</b>
<b>2271 - Nursing-Transition</b>	<b>35.4</b>	<b>36.4</b>	<b>36.4</b>	<b>34</b>
<b>6441 - BS-Nursing - BSN</b>		<b>37.0</b>	<b>36.4</b>	<b>37</b>

*Calculation excludes individuals whose birthdates are not reported.*

	2012-2013	2013-2014	2014-2015	2015-2016
<b>All Programs</b>	<b>31.6</b>	<b>32.4</b>	<b>32.9</b>	<b>33</b>
<b>Daytona State College</b>	<b>26.7</b>	<b>26.6</b>	<b>26.4</b>	<b>26</b>

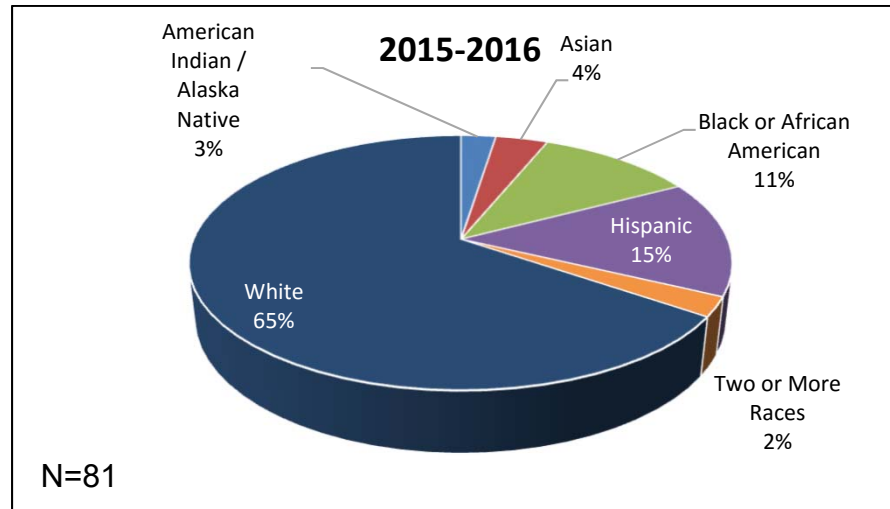
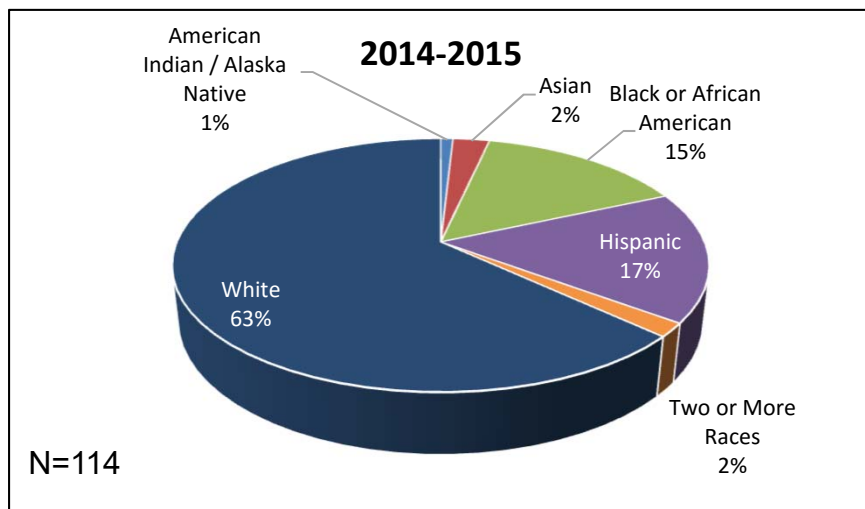
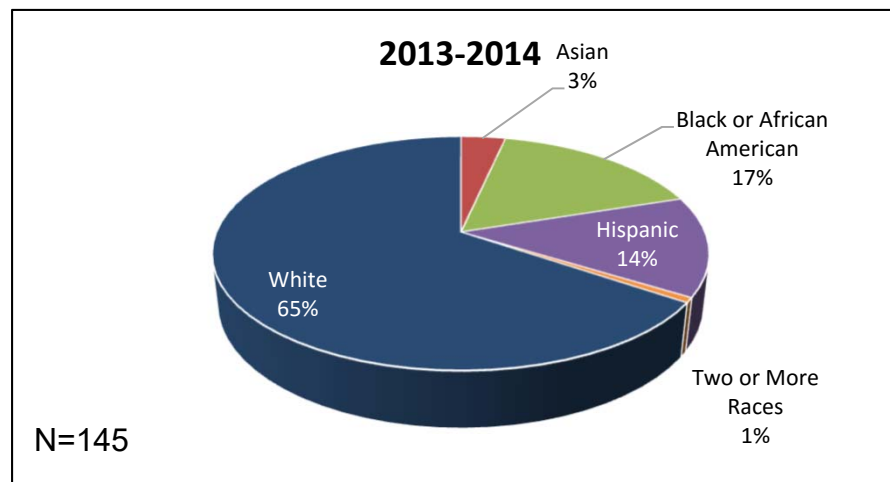
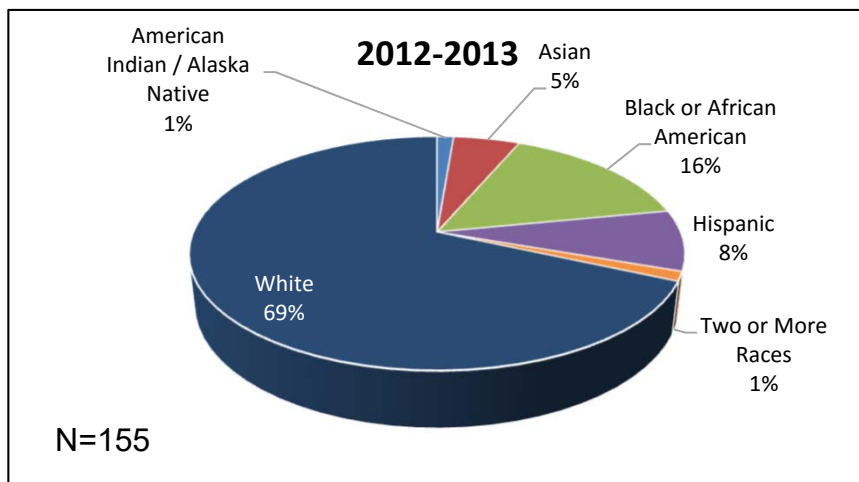
## Gender

Program	2012-2013		2013-2014		2014-2015		2015-2016	
	Female	Male	Female	Male	Female	Male	Female	Male
1095 - Practical Nursing	83%	17%	86%	14%	90%	10%	86%	14%
1205 - Nursing Assistant (LTC)					80%	20%	84%	16%
2071 - Nursing-Associate Degree	84%	16%	83%	17%	82%	18%	83%	17%
2271 - Nursing-Transition	87%	13%	84%	16%	79%	21%	83%	17%
6441 - BS-Nursing - BSN			92%	8%	91%	9%	91%	9%

Blank cells or missing years indicate no enrollment. Excludes individuals whose gender is not reported.

Major	2012-2013		2013-2014		2014-2015		2015-2016	
	Female	Male	Female	Male	Female	Male	Female	Male
Daytona State College	60%	40%	59%	41%	60%	40%	60%	40%

## Race / Ethnicity 1095 - Practical Nursing

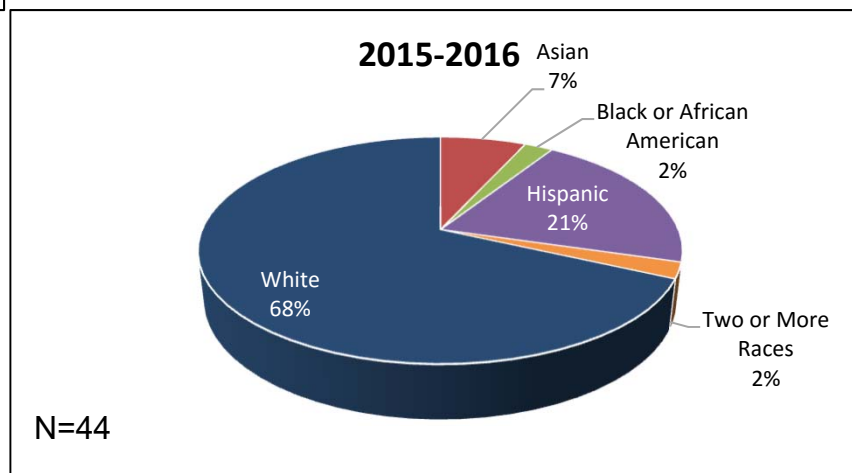
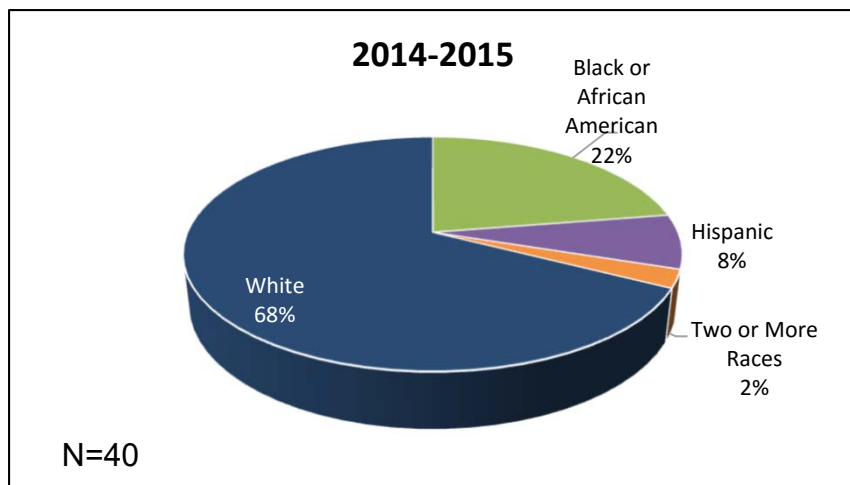


DSC Averages 2015-2016							
Amer Indian/ Alaska Native	Asian	Black or African Amer	Hispanic	Nat Hawaiian Pacif Islander	2 or More Races	White	
0%	2%	14%	14%	0%	2%	66%	

Excludes individuals whose race / ethnicity is not reported.  
Blank cells or missing years indicate no enrollment.

Source: IR Program Assessment Data

## Race / Ethnicity 1205 - Nursing Assistant (LTC)

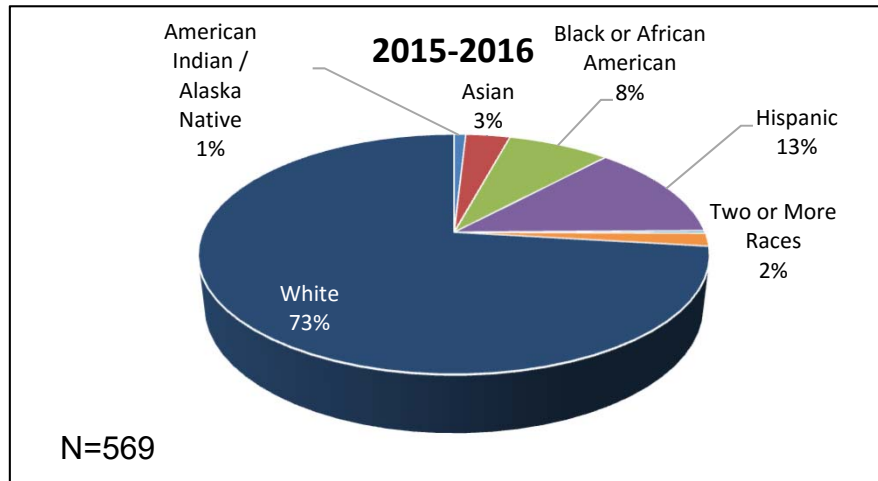
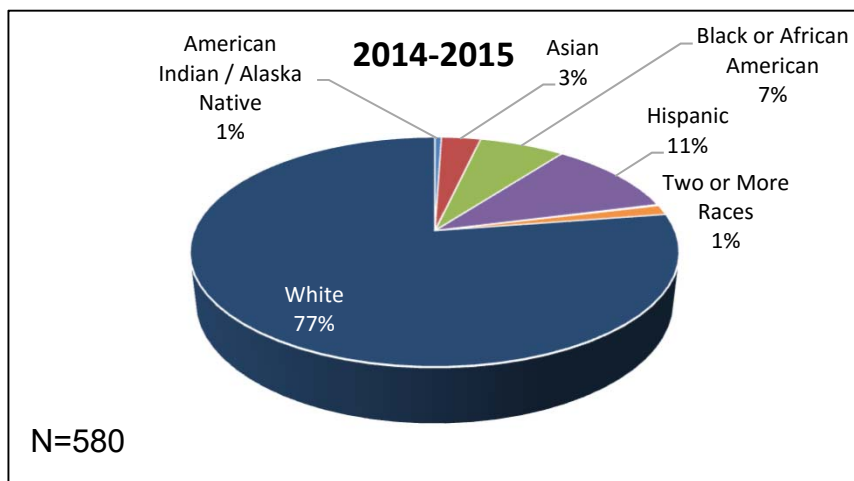
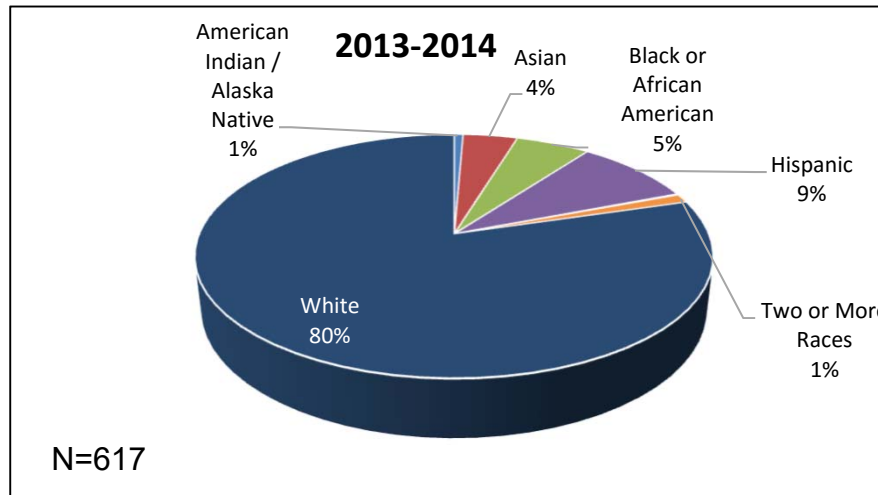
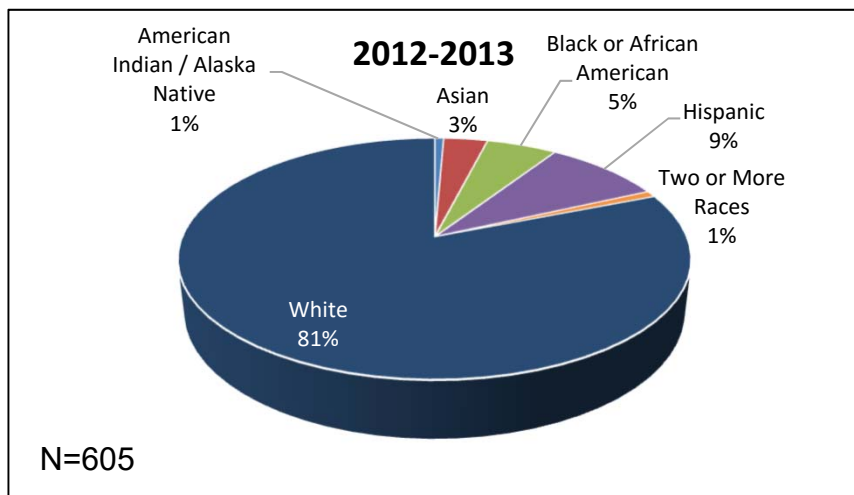


DSC Averages 2015-2016							
Amer Indian/ Alaska Native	Asian	Black or African Amer	Hispanic	Nat Hawaiian	Pacif Islander	2 or More Races	White
0%	2%	14%	14%	0%	0%	2%	66%

Excludes individuals whose race / ethnicity is not reported.  
Blank cells or missing years indicate no enrollment.

Source: IR Program Assessment Data

## Race / Ethnicity 2071 - Nursing-Associate Degree



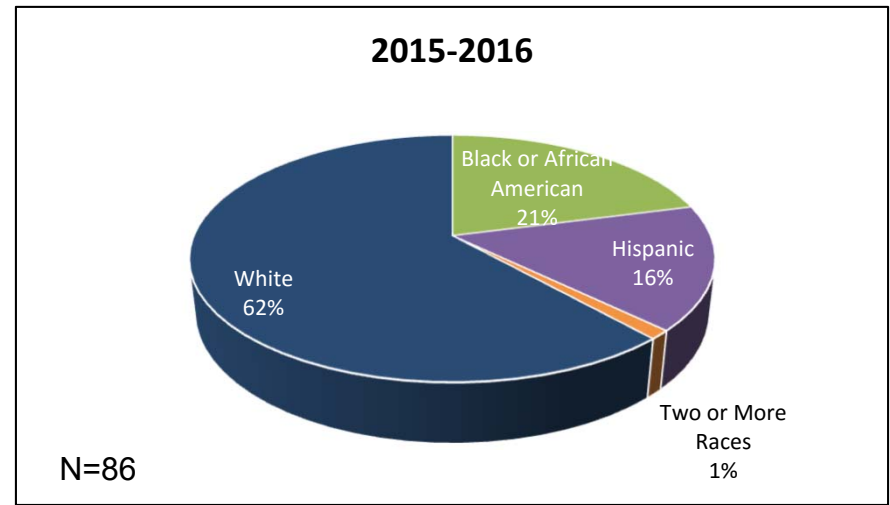
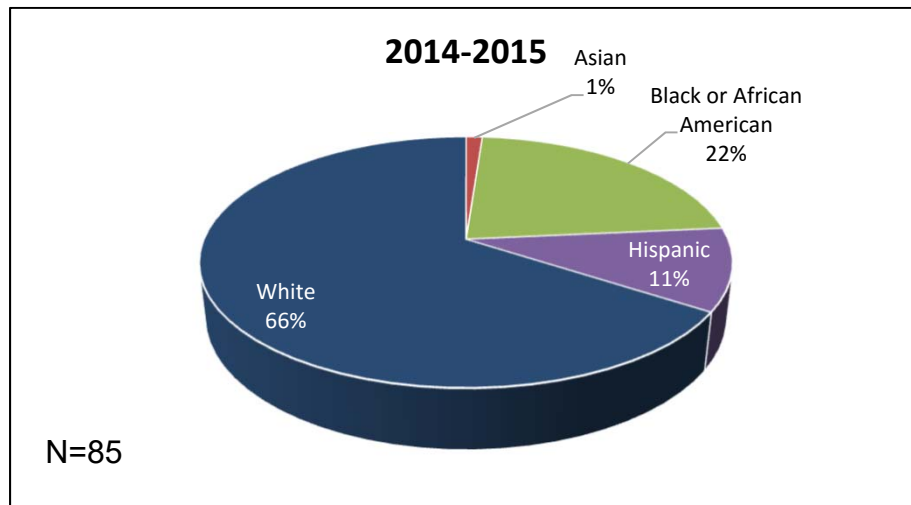
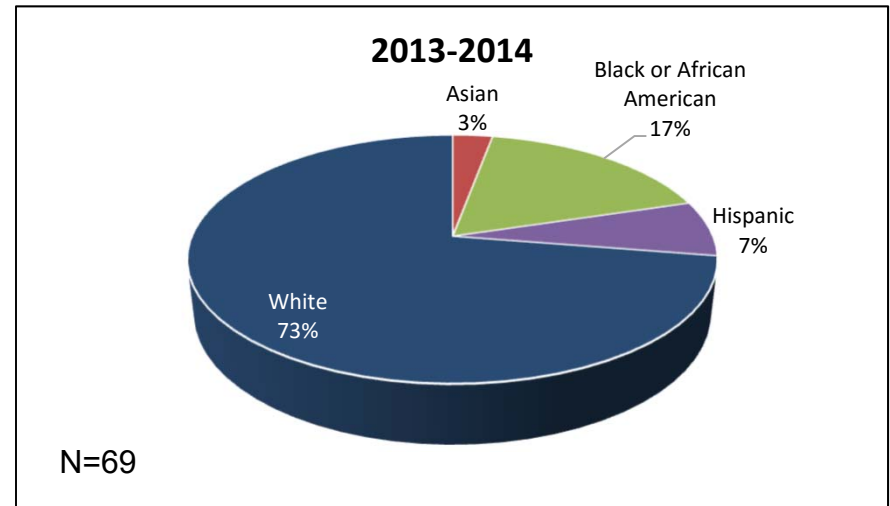
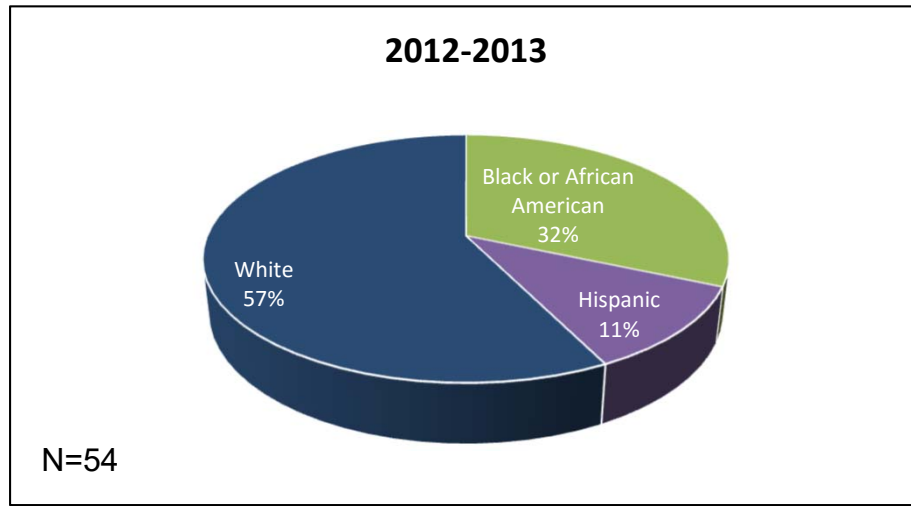
DSC Averages 2015-2016							
Amer Indian/ Alaska Native	Asian	Black or African Amer	Hispanic	Nat Hawaiian Pacif Islander	2 or More Races	White	
0%	2%	14%	14%	0%	2%	66%	

Excludes individuals whose race / ethnicity is not reported.  
Blank cells or missing years indicate no enrollment.

Source: IR Program Assessment Data



## Race / Ethnicity 2271 - Nursing-Transition

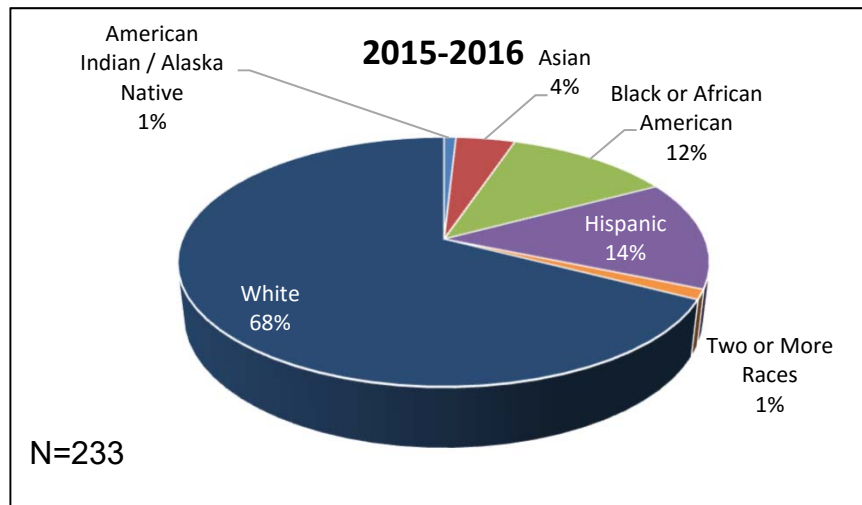
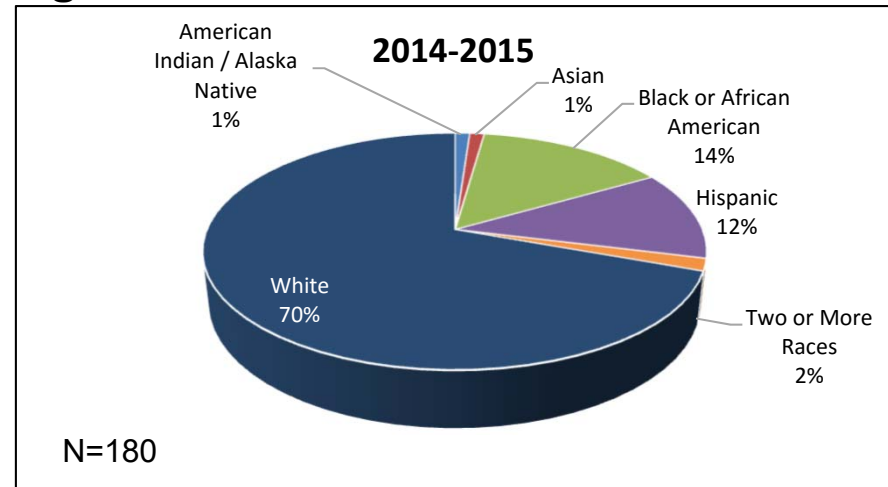
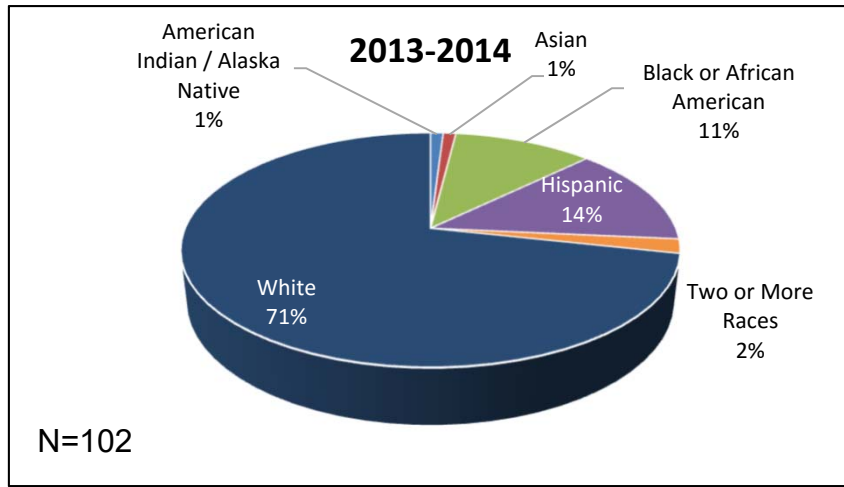


DSC Averages 2015-2016							
Amer Indian/ Alaska Native	Asian	Black or African Amer	Hispanic	Nat Hawaiian	Pacif Islander	2 or More Races	White
0%	2%	14%	14%	0%	0%	2%	66%

Excludes individuals whose race / ethnicity is not reported.  
Blank cells or missing years indicate no enrollment.

Source: IR Program Assessment Data

## Race / Ethnicity 6441 - BS-Nursing - BSN

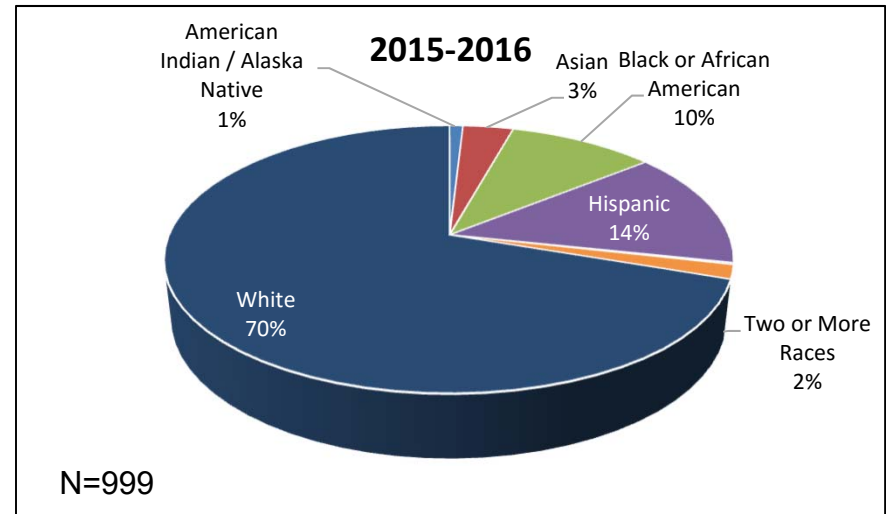
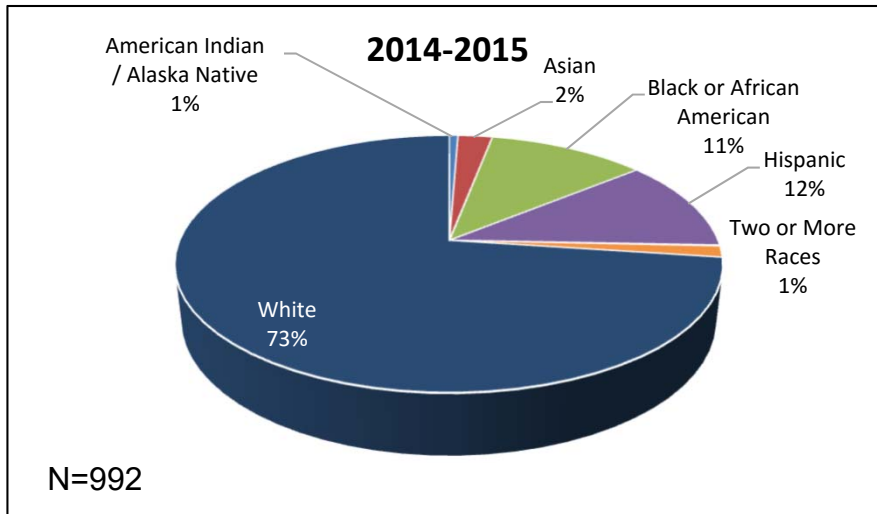
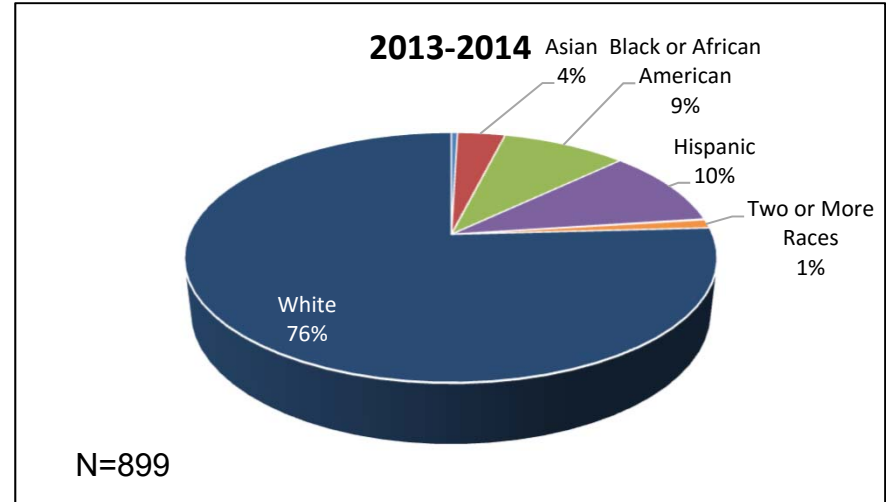
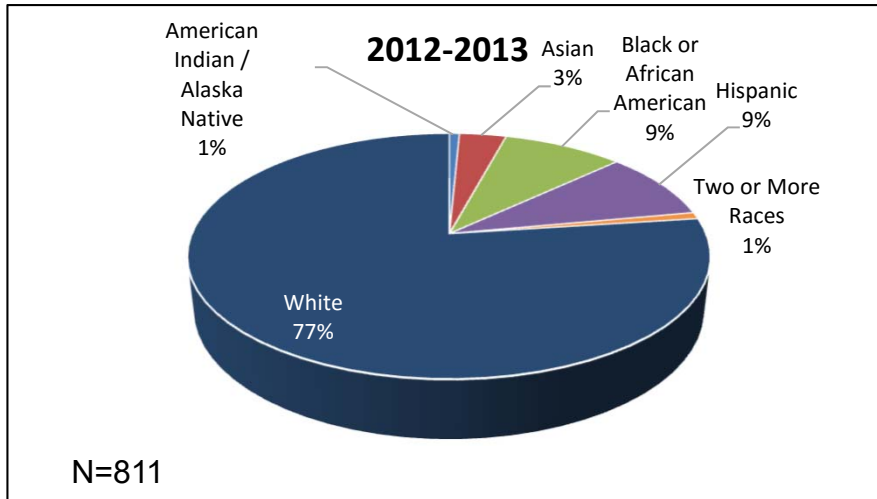


DSC Averages 2015-2016							
Amer Indian/ Alaska Native	Asian	Black or African Amer	Hispanic	Nat Hawaiian	Pacif Islander	2 or More Races	White
0%	2%	14%	14%	0%	0%	2%	66%

Excludes individuals whose race / ethnicity is not reported.  
Blank cells or missing years indicate no enrollment.

Source: IR Program Assessment Data

## Race / Ethnicity School of Nursing



### DSC Averages 2015-2016

Amer Indian/ Alaska Native	Asian	Black or African Amer	Hispanic	Nat Hawaiian Pacif Islander	2 or More Races	White
0%	2%	14%	14%	0%	2%	66%

Excludes individuals whose race / ethnicity is not reported.  
Blank cells or missing years indicate no enrollment.

Source: IR Program Assessment Data