

ASSESSMENT DAY

College of Arts and Science

School of Behavioral and Social Sciences

November 4, 2016

Academic Assessment

| | LEVEL | FOCUS | CONDUCTED BY | FREQUENCY |
|-------------------------------------|-------------------|--|---------------------------|---------------|
| Academic Success Committee | Program | <ul style="list-style-type: none"> Quality of assessment practices | Committee of peers | Years 1 & 2 |
| Instructional Program Review | Program / Cluster | <ul style="list-style-type: none"> Enrollment, retention, completion Industry certifications and job placement Program budget and staffing Advisory committees Curriculum changes | Committee of peers | Year 3 |
| Assessment Day | Course/ Program | <ul style="list-style-type: none"> Enrollment by demographics Graduation and retention Average class size Course success rate Placement rate SLOs, PLOs and ILOs | Program Chair and Faculty | Years 1, 2, 3 |

Programs

[0813 - Addictions Studies Specialization](#)

[2007 - Human Services \(Addictions Specialization\)](#)

Classes (1 of 2)

[AFR1101](#) The Air Force Today I (General Military Course) - AF101

[AFR2131](#) The Development of Air Power II (General Military Course) - AF202

[AFR4231](#) Preparation for Active Duty I (Professional Officer Course) - AF401

[AMH2020](#) United States History 1865 to Present

[AMH2047](#) Survey of US Military History

[AMH2059](#) The Vietnam War

[CLP2140](#) Abnormal Psychology

[DEP2004](#) Developmental Psychology

[EUH2000](#) History of Western Civilization to 1648

[EXP2420](#) Animal Learning

[HUS1001](#) Introduction to Human Services

[HUS1421](#) Assessment and Treatment Planning in Addictions

[HUS1450](#) Dual Diagnosis

[AFR1111](#) The Air Force Today II (General Military Course) - AF102

[AFR3220](#) Force Leadership Studies I (Professional Officer Course) - AF301

[AFR4232](#) Preparation for Active Duty II (Professional Officer Course) - AF402

[AMH2042](#) American Social History 1860 to Present

[AMH2057](#) The American Civil War

[AMH2091](#) Survey of African American History

[CPO2001](#) Comparative Government

[DEP2402](#) Psychology of Adulthood and Aging

[EUH2001](#) History of Western Civilization from 1648 to Present

[GEO2000](#) World Geography

[HUS1332](#) Advanced Counseling/Interview Skills

[HUS1423](#) Group Counseling in Substance Abuse

[HUS1850](#) Human Services Externship I

[AFR2130](#) The Development of Air Power I (General Military Course) - AF201

[AFR3221](#) Force Leadership Studies II (Professional Officer Course) - AF302

[AMH2010](#) United States History to 1877

[AMH2045](#) American Maritime History

[AMH2058](#) World War II

[ANT2000](#) Introduction to Anthropology

[DEP2001](#) Infant Child and Adolescent Psychology

[DEP2481](#) Death and Dying: Life and Living

[EUH2905](#) Directed Study in European History

[GEO2420](#) Cultural Geography

[HUS1400](#) Introduction to Chemical Dependency/Addiction

[HUS1424](#) Counseling for the Chemically Dependent

[HUS2050](#) Issues and Ethics in Human Services

Classes (2 of 2)

[HUS2111](#) Introduction to Interpersonal Behavior

[HUS2425](#)

[HUS2520](#) Dynamics of Abnormal Human Behavior

[HUS2852](#) Human Services Externship III

[INP1390](#) Human Relations in the Workplace

[MSL1002](#) Basic Leadership - MSL102

[MSL3201](#) Adaptive Team Leadership - Army ROTC - MSL 301

[MSL4301](#) Adaptive Leadership - Army ROTC - MSL 401

[PHI2100](#) Philosophy of Reasoning, Argument and Critical Thinking

[POS2041](#) American Federal Government

[PPE2001](#) Survey of Personality

[PSY2905](#) Directed Study in Psychology

[PSY2933](#) Special Topics in Clinical Psychology

[PSY2936](#) Special Topics in Comparative Psychology

[SOP2772](#) Psychology of Human Sexuality

[SYG2430](#) The American Family

[HUS2308](#) Psychotherapy: Theory and Practice

[HUS2441](#) Addictions, Families, and Communities

[HUS2540](#) Building Stronger Families and Communities

[HUS2933](#) Human Services Seminar

[INR2002](#) International Relations

[MSL2101](#) Individual Leadership Studies - MSL201

[MSL3202](#) Applied Team Leadership - Army ROTC - MSL 302

[MSL4302](#) Leadership in a Complex World - Army ROTC - MSL 402

[PHI2600](#) Introduction to Ethics

[POS2112](#) State and Local Government

[PSB2442](#) Addictions I - Psychology of Addictions

[PSY2931](#) Special Topics in Intimate Relationships

[PSY2934](#)

[PSY2937](#) Special Topics in Persuasion and Prejudice

[SYG2000](#) Introduction to Sociology

[WOH2012](#) World History Before 1500

[HUS2320](#) Introduction to Crisis Intervention

[HUS2500](#) Issues and Ethics in Human Services

[HUS2851](#) Human Services Externship II

[IDS2191](#) The 1960's - The Era of Metamorphosis

[MSL1001](#) Foundations of Officership - MSL101

[MSL2102](#) Leadership and Teamwork - MSL202

[MSL3203](#)

[PHI2010](#) Introduction of Philosophy

[POS2001](#)

[POS2930](#) Russian Politics and Foreign Policy

[PSY1012](#) General Psychology

[PSY2932](#) Special Topics in Research Methods in Psychology

[PSY2935](#) Special Topics in Parenting and Family Dynamics

[SOP2002](#) Introduction to Social Psychology

[SYG2010](#) Social Problems and Deviance

[WOH2022](#) World History After 1500

Last Assessment Day – Action Items

11/06/2015:

1. Chair will send course catalog to faculty to review;
2. Check and update courses where necessary (Course catalog information) on the website;
3. Revise psychology/sociology specialization track;
4. More informative student orientation (SLS class may help);
5. First day of class activity to reduce W's/F's/FN's, review syllabus 2nd day;
6. Explore rewards/gold starts for students in the certificate and AS degree programs;
7. Develop pathways for students taking only one or two courses per semester for the certificate and AS degree programs;
8. Invite tutors, Math and English faculty to the mandatory orientation for the certificate and AS degree programs;
9. Embed SLS videos in the D2L shells;
10. Alumni survey for the certificate and AS degree programs;
11. Combined the learning outcome assessment report for the certificate and AS degree programs;
12. Collaborative learning.

AMH2010 - Course Learning Outcomes

SLO 1: Demonstrate a general knowledge and understanding of the evolution of the American political system since 1865. (1, 3)

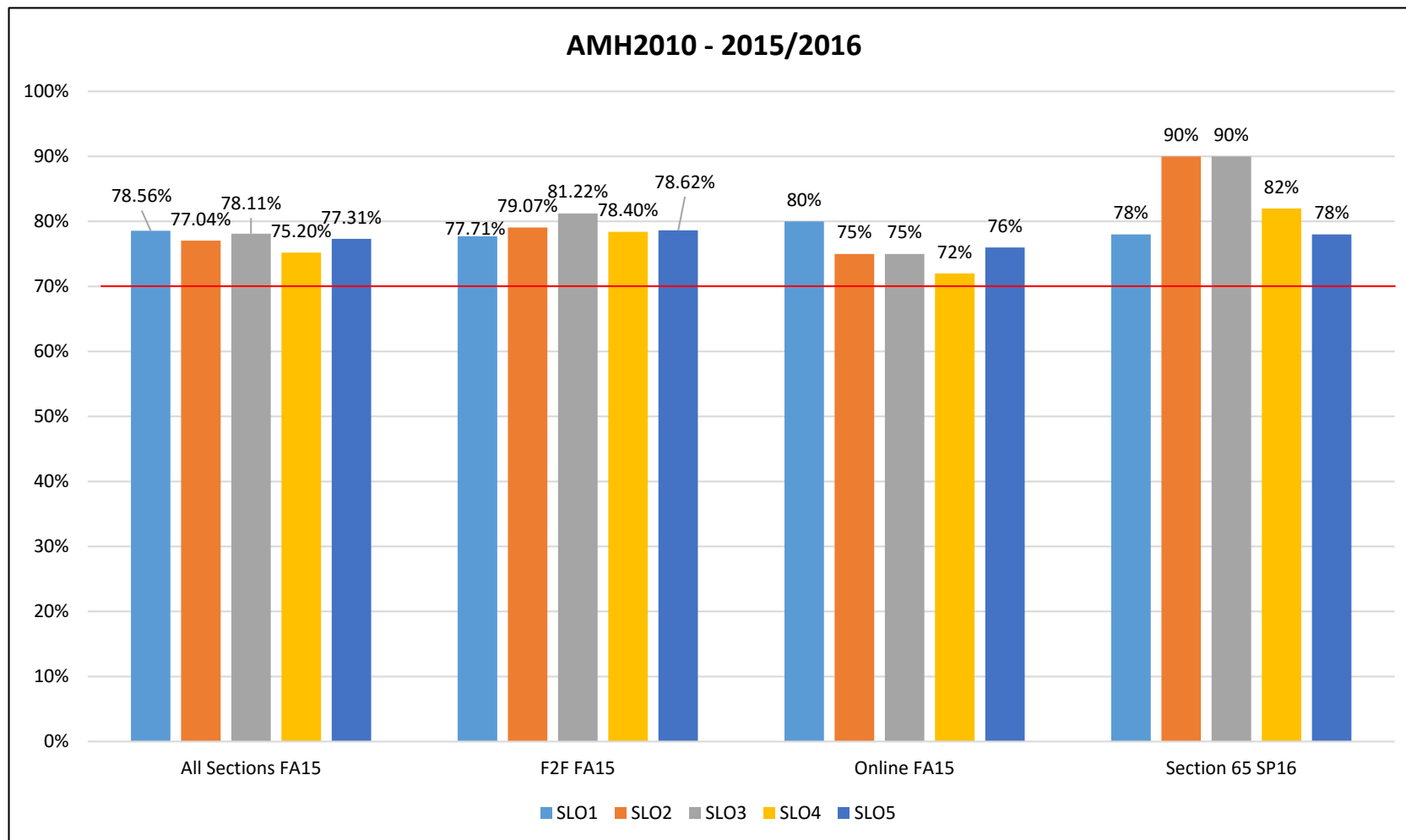
SLO 2: Demonstrate a general knowledge and understanding of the evolution of the United States as a World Power through the 20th century. (1, 3)

SLO 3: Demonstrate a general knowledge and understanding of the transformative growth of the American economic system. (1, 3)

SLO 4: Demonstrate a general knowledge and understanding of the evolution of American society from 1865 to the present. (1, 3)

SLO 5: Demonstrate a general knowledge and understanding of American society since 1865. (1, 3)

AMH2010 - Course Assessment Results 2015/2016



AMH2020 - Course Learning Outcomes

SLO 1: Demonstrate a general knowledge and understanding of the evolution of the American political system since 1865. (1,3)

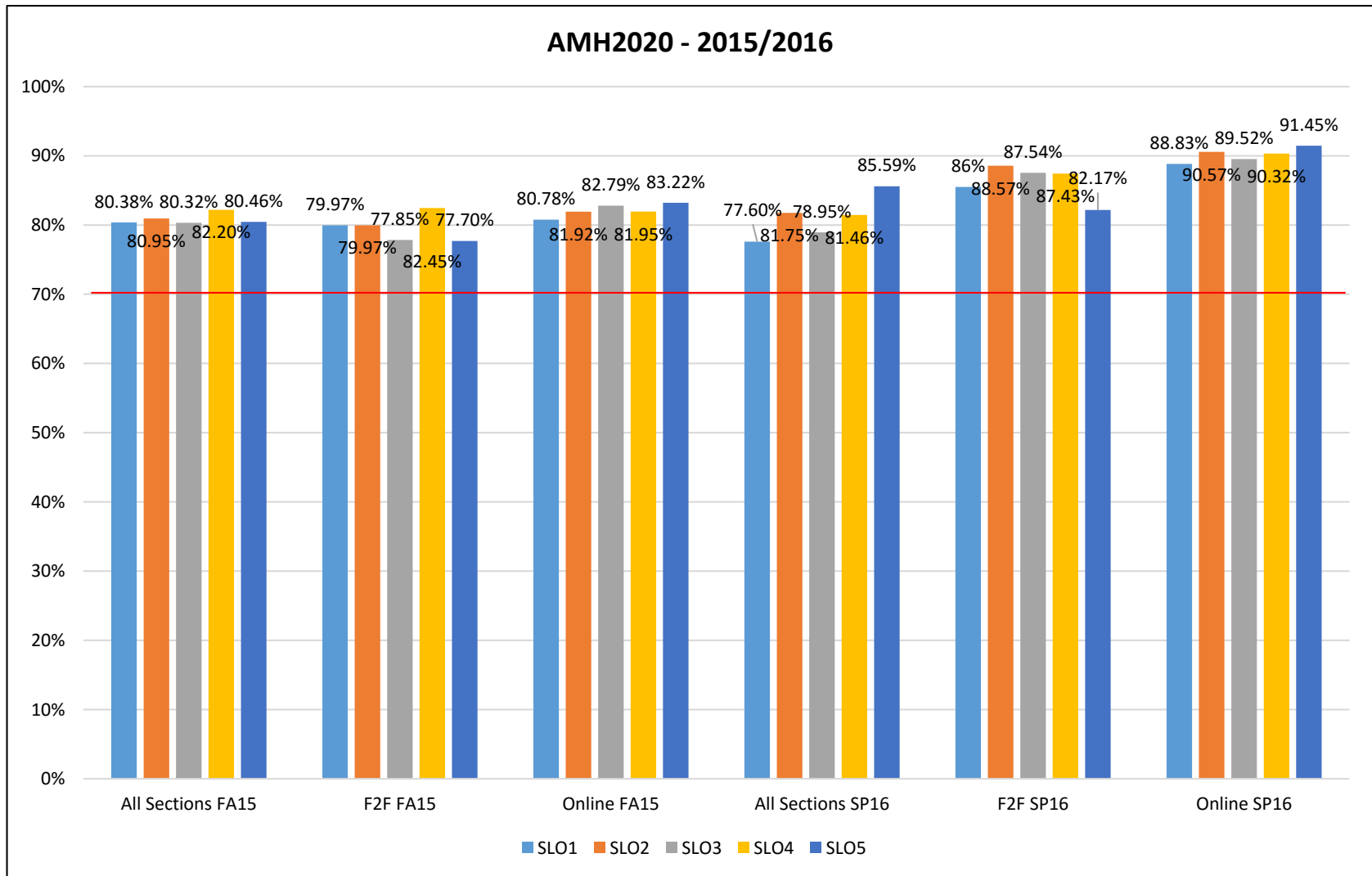
SLO 2: Demonstrate a general knowledge and understanding of the evolution of the United States as a World Power through the 20th century. (1,3)

SLO 3: Demonstrate a general knowledge and understanding of the transformative growth of the American economic system. (1,3)

SLO 4: Demonstrate a general knowledge and understanding of the evolution of American society from 1865 to the present. (1,3)

SLO 5: Demonstrate a general knowledge and understanding of American society since 1865. (1,3)

AMH2020 - Course Assessment Results 2015/2016



AMH2058 - Course Learning Outcomes

SLO 1: Demonstrate a general knowledge and understanding of the history of this conflict from September 1, 1939 to September 2, 1945. (1,3)

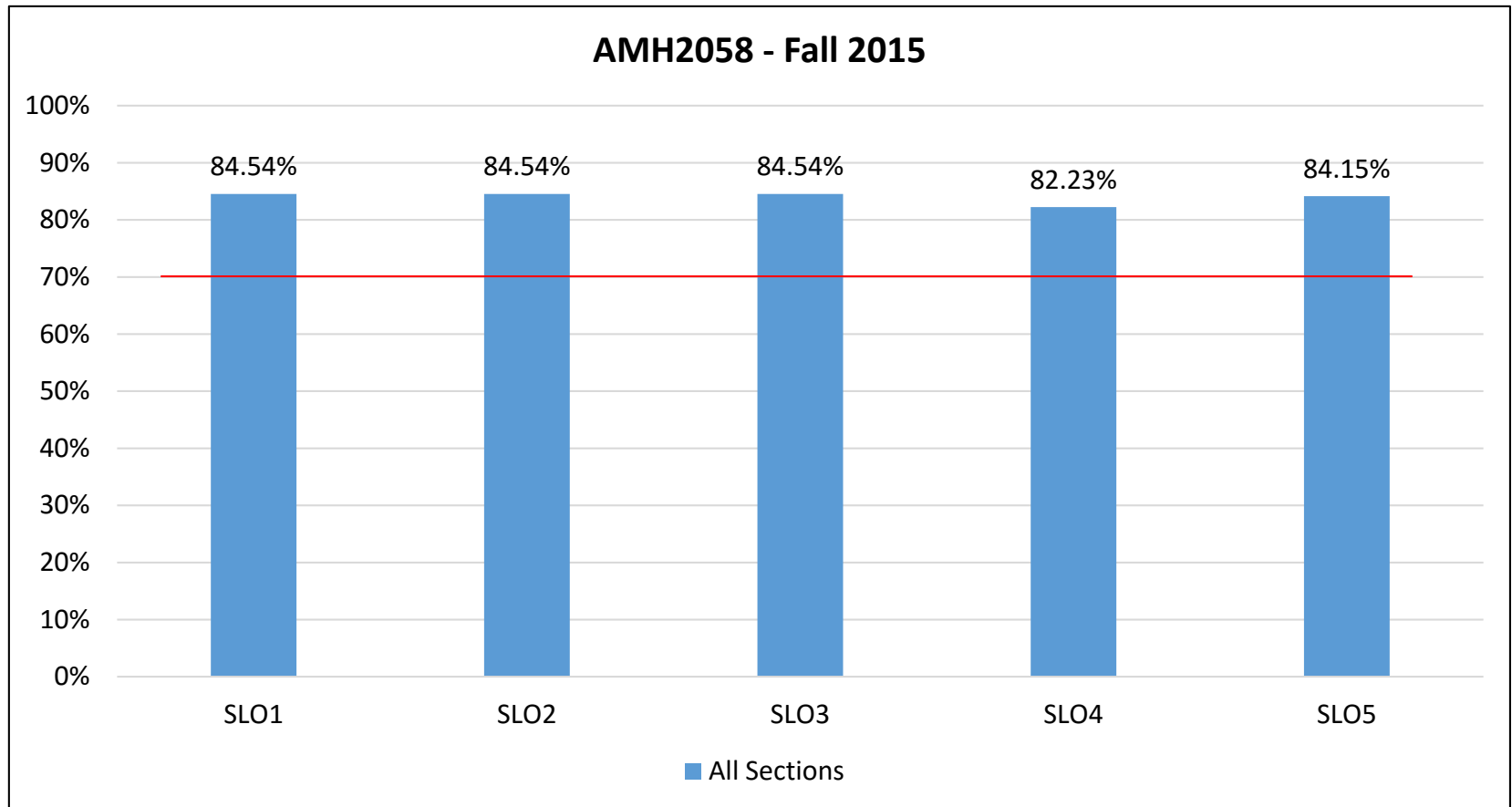
SLO 2: Summarize the timeline of events from the end of the First World War and the signing of the Versailles Treaty to the invasions of China and Poland. (1,3)

SLO 3: Describe the elements and details of the rise of Adolph Hitler, Benito Mussolini and the Japanese Nationalist Movement in the 1930's. (1,3)

SLO 4: Discuss how America became involved in a second European war. (1,3)

SLO 5: Demonstrate a general knowledge and understanding of America's prosecution of the war, and its eventual outcome. (1,3)

AMH2058 - Course Assessment Results 2015/2016



AMH2059 - Course Learning Outcomes

SLO 1: Demonstrate a working knowledge of the history of conflict in Vietnam and Southeast Asia. (1,2,3,4)

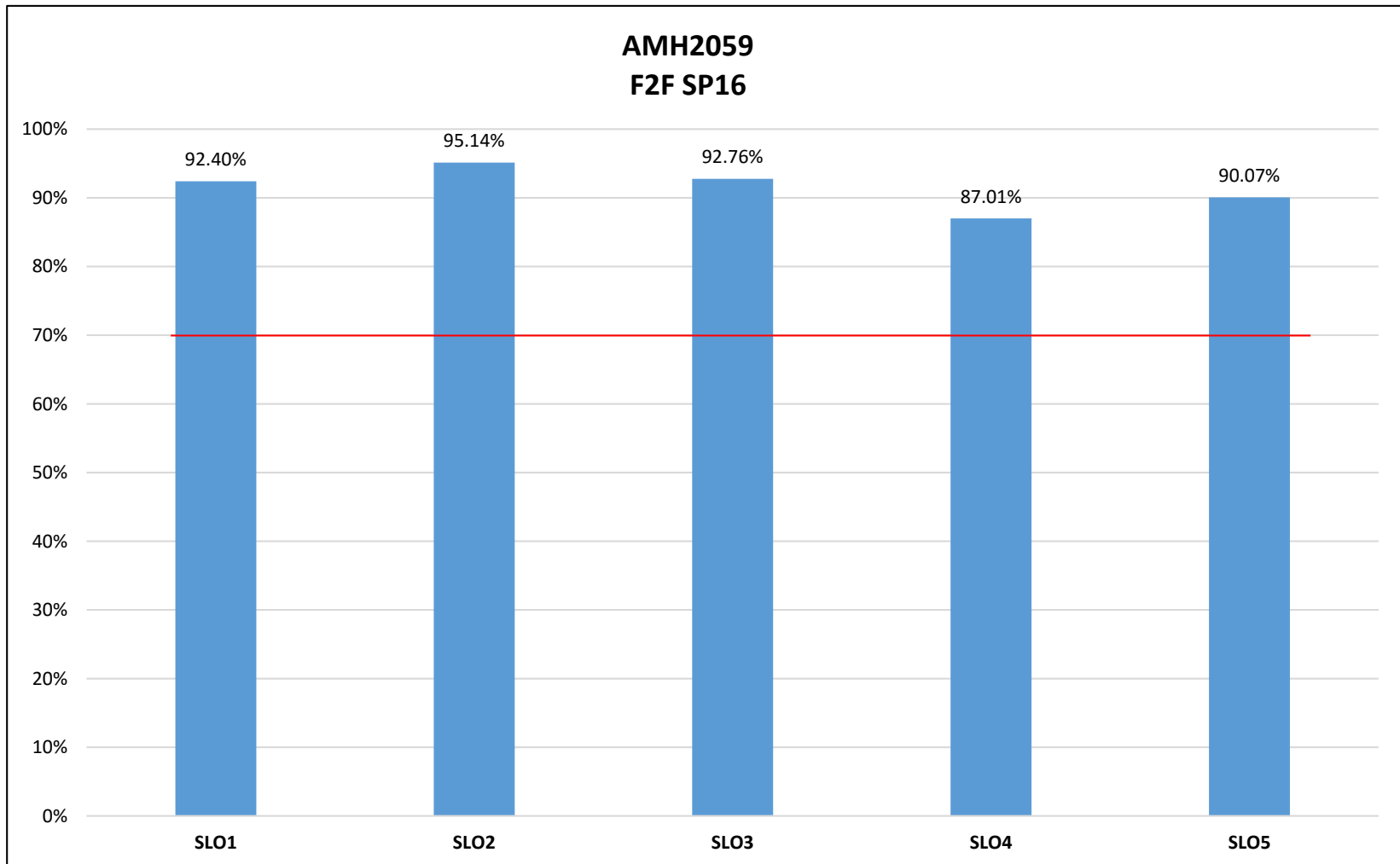
SLO 2: Demonstrate a working knowledge of the timeline of events from the colonization of Vietnam by France, to present day. (1,2,3,4)

SLO 3: Demonstrate a working knowledge of the rise to power of Ho Chi Minh and the Communist movement in Vietnam. (1,2,3,4)

SLO 4: Demonstrate a working knowledge of the “Americanization” of the Vietnam War. (1,2,3,4)

SLO 5: Demonstrate a working knowledge of the prosecution of the war in Vietnam by the U.S. and its eventual outcome. (1,2,3,4)

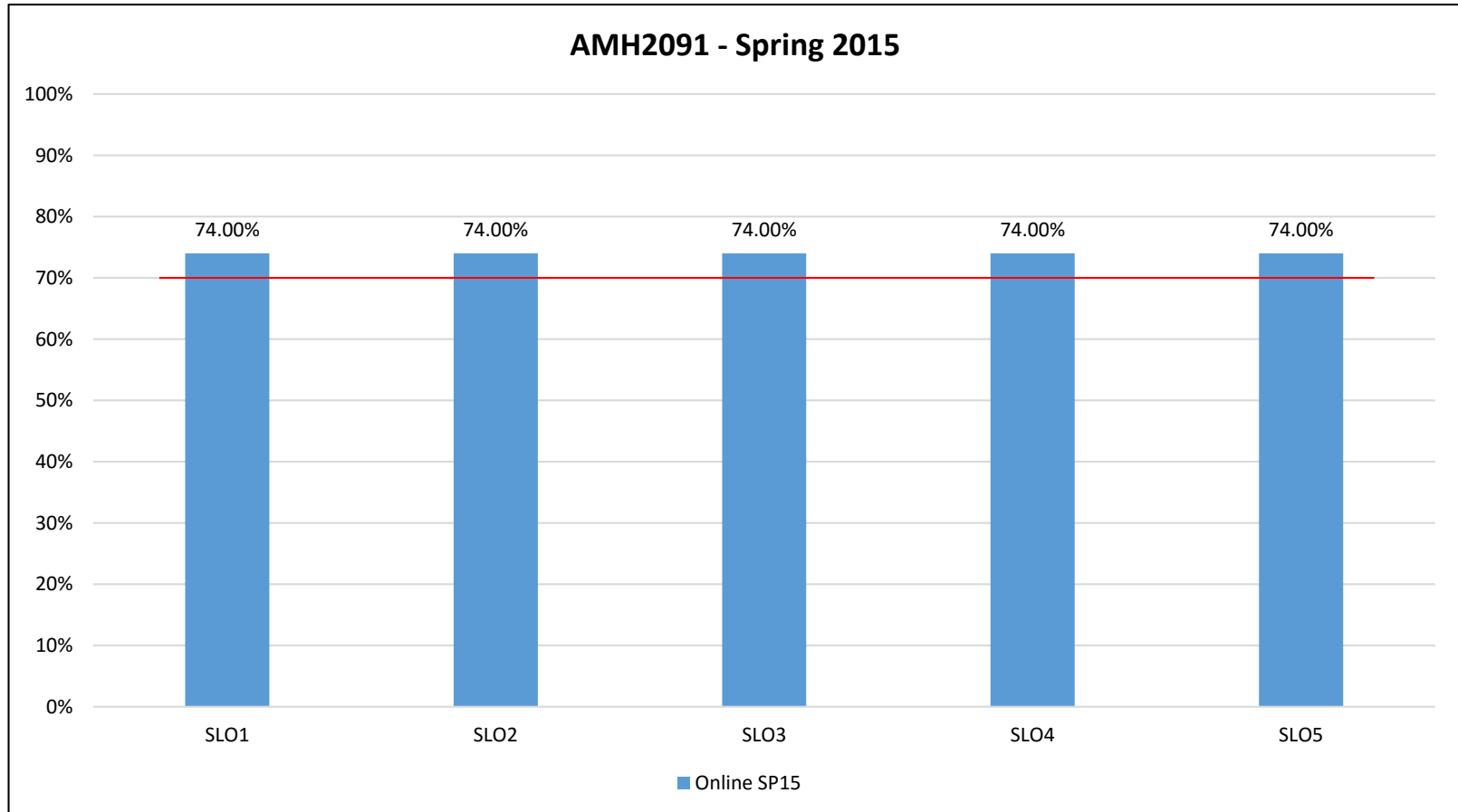
AMH2059 - Course Assessment Results 2015/2016



AMH2091 - Course Learning Outcomes

- SLO 1: Demonstrate a general knowledge and understanding of the cultural attributes of the ancient West African empires and coastal states, the impact of European contact, and the subsequent transatlantic slave trade. (1,3)
- SLO 2: Demonstrate a general knowledge and understanding of the impact of African Americans on American Society as a whole, and the impact of American society on African Americans, from the colonial era to the present. (1,3)
- SLO 3: Demonstrate a general knowledge and understanding of African American contributions to the development of the United States, from the colonial era to the present. (1,3)
- SLO 4: Demonstrate a general knowledge and understanding of the contributions of African American personages and organizations from the colonial era to the present. (1,3)
- SLO 5: Demonstrate a general knowledge and understanding of the struggle of African Americans for freedom and equality from the colonial era to the present. (1,3)

AMH2091 - Course Assessment Results 2015/2016



CPO2001 - Course Learning Outcomes

SLO 1: Demonstrate a general knowledge and understanding of factors that have shaped political behavior.

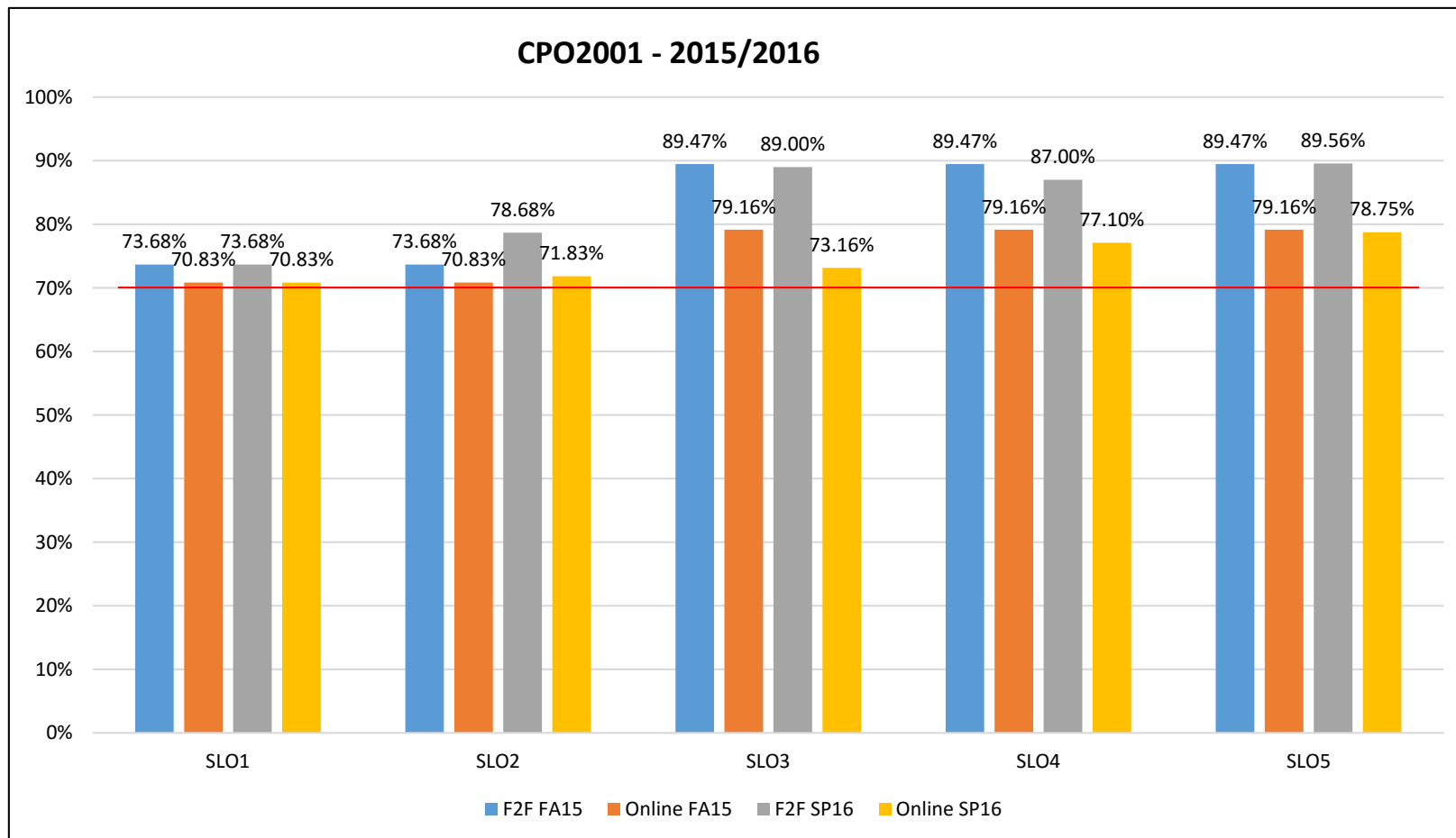
SLO 2: Demonstrate a general knowledge and understanding of the economic factors that have shaped political behavior.

SLO 3: Demonstrate a general knowledge and understanding of the ideological factors that have shaped political behavior.

SLO 4: Demonstrate a general knowledge and understanding of the ways in which rulers are chosen and the manner in which individual citizens participate in politics.

SLO 5: Demonstrate a general knowledge and understanding of the ways major political institutions exercise power and the restraints upon them.

CPO2001 - Course Assessment Results 2015/2016



DEP2004 - Course Learning Outcomes

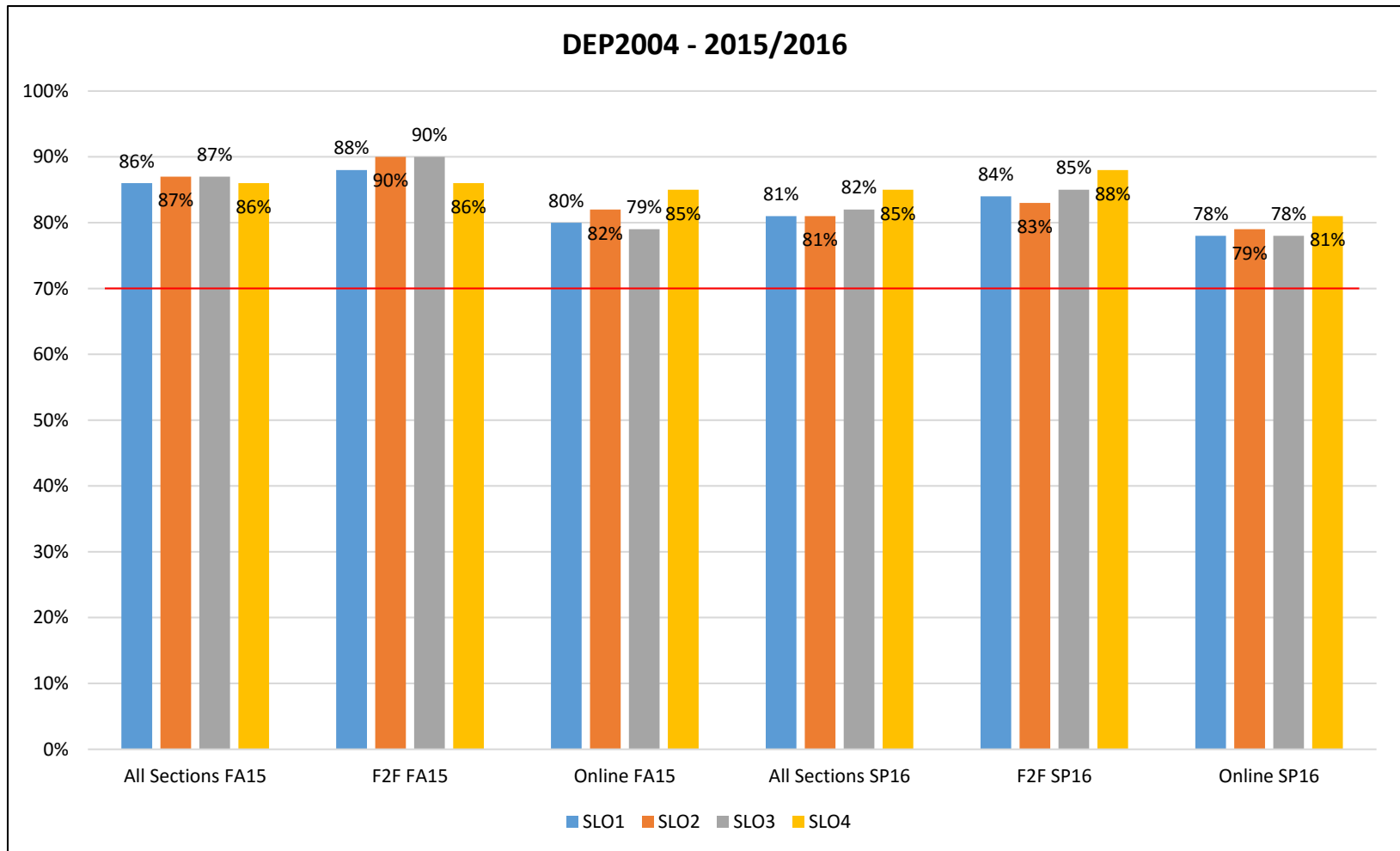
SLO 1: Demonstrate a general knowledge and understanding of the major theoretical perspectives and history in Human Development. (1)

SLO 2: Demonstrate a general knowledge and understanding of the authorities and their contributions in the field of Developmental Psychology. (1)

SLO 3: Demonstrate a general knowledge and understanding of heredity, environment and maturation throughout the life span. (1,3)

SLO 4: Demonstrate a general knowledge and understanding of Fertilization, Prenatal Development, Birth, Infancy, Toddlerhood, Early Childhood, Adolescence, Early Adulthood, Mid-Life, Late Adulthood and Death. (1,3)

DEP2004 - Course Assessment Results 2015/2016



EUH2000 - Course Learning Outcomes

SLO 1: Demonstrate a general knowledge and understanding of the Ancients, the Greeks and the Romans and their contributions to Western civilization. (1,3)

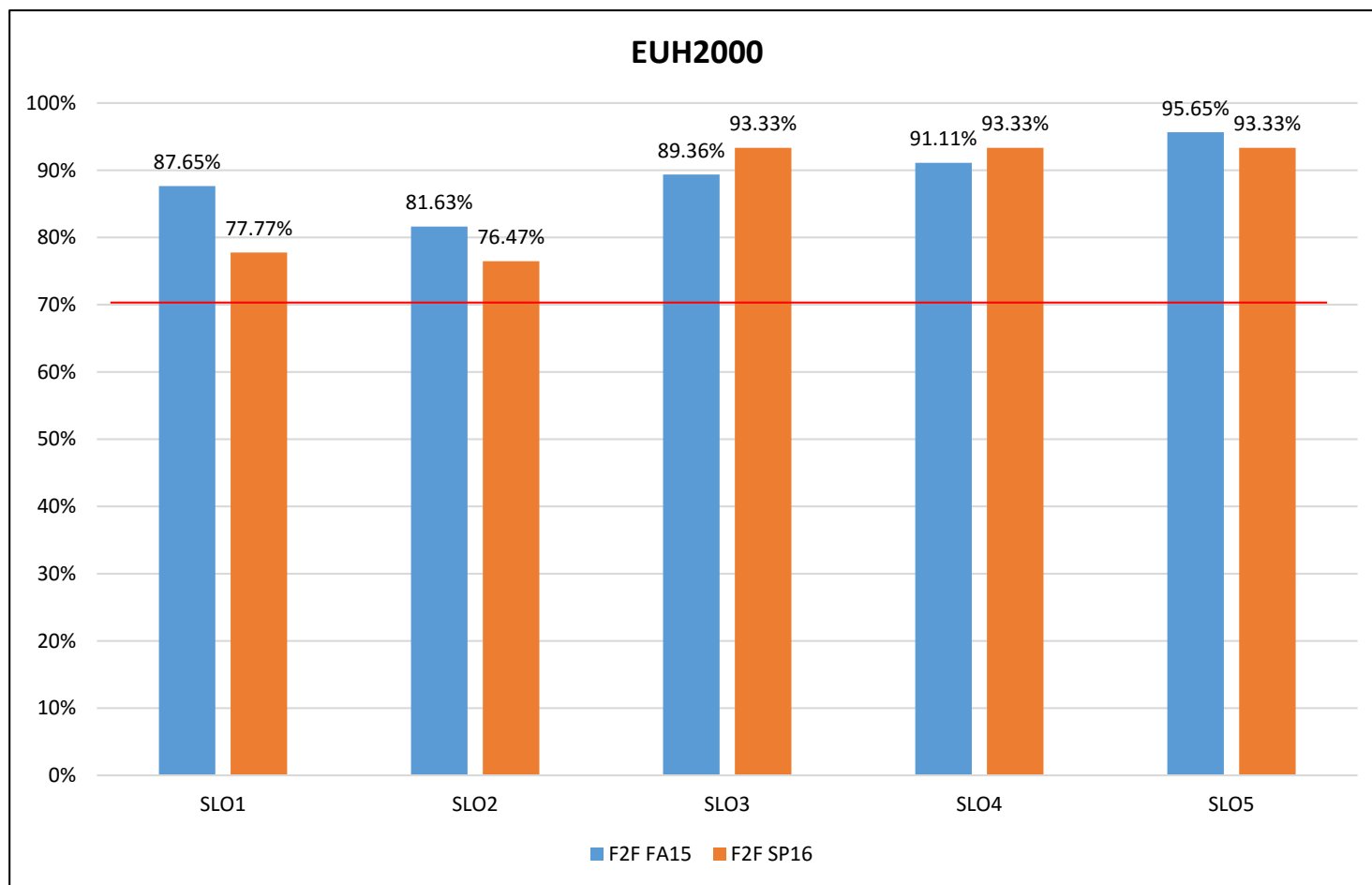
SLO 2: Demonstrate a general knowledge and understanding how the foundations of the Christian religion were established. (1,3)

SLO 3: Demonstrate a general knowledge and understanding of the major nations of Europe which emerged during the period known as the Middle Ages and the characteristics of each. (1,3)

SLO 4: Demonstrate a general knowledge and understanding of the role played and contributions made by Christianity and the Catholic Church in the lives and institutions of the people of Western Europe in the Middle Ages. (1,3)

SLO 5: Demonstrate a general knowledge and understanding of the Renaissance on modern civilization and the reasons for the expansion of commerce, conquest and colonization between 1300 and 1600 A.D. and the impact this expansion had on areas traditionally outside the European sphere of influence. (1,3)

EUH2000 - Course Assessment Results 2015/2016



GEO2000 - Course Learning Outcomes

SLO 1: Demonstrate a general knowledge and understanding of the locations and characteristics of the world's major geographic locations and features. (1,3)

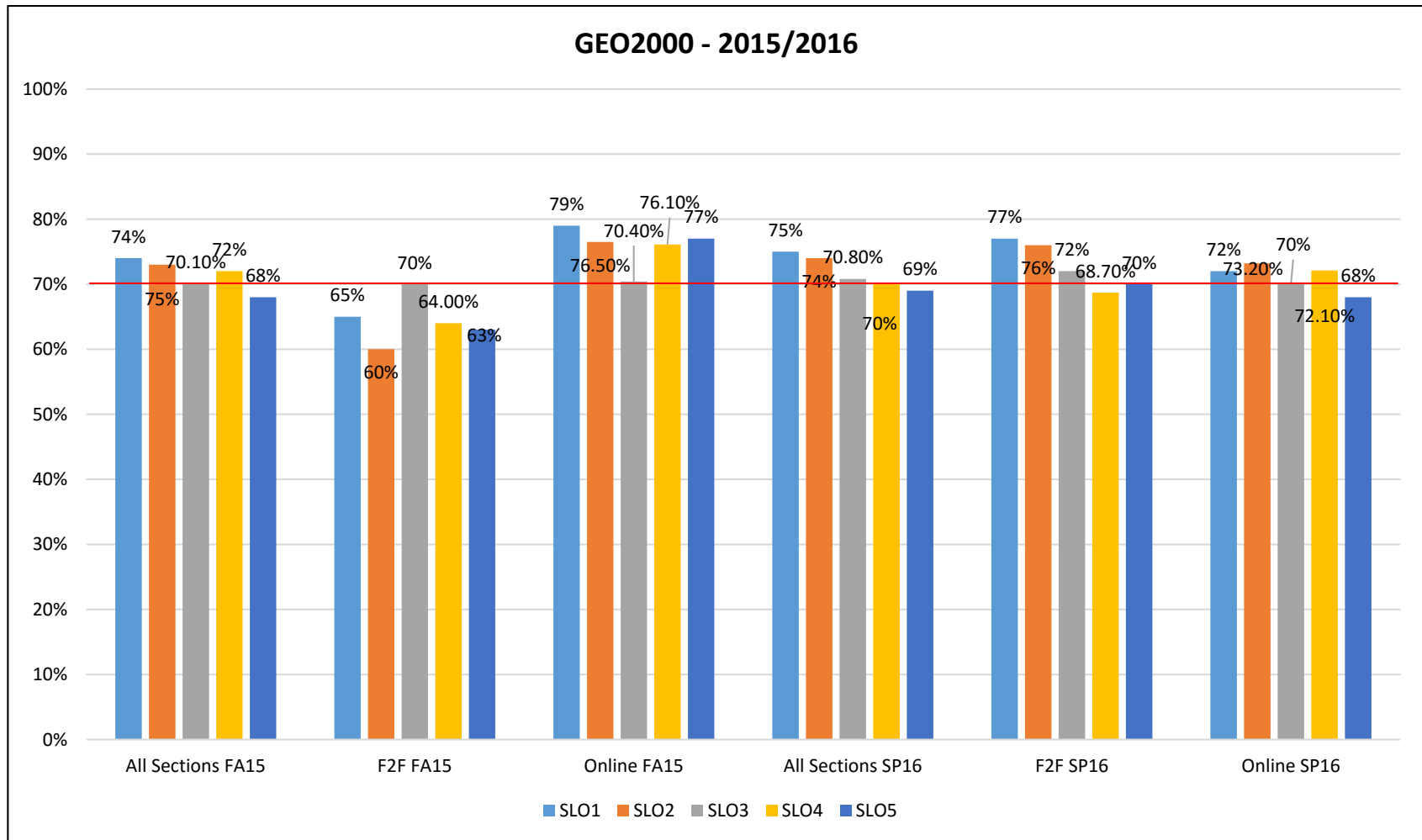
SLO 2: Demonstrate a general knowledge and understanding of the spatial context of historical and contemporary issues. (1,3)

SLO 3: Demonstrate a general knowledge and understanding of the economic characteristic of the earth's major regions and their interrelationships. (1,3)

SLO 4: Demonstrate a general knowledge and understanding of the location of the earth's population distribution. (1,3)

SLO5: Demonstrate a general knowledge and understanding of the physical characteristics of the world's major regions. (1,3)

GEO2000 - Course Assessment Results 2015/2016



GEO2420 - Course Learning Outcomes

SLO 1: Demonstrate a general knowledge and understanding of the economic characteristics and natural resource use in societies around the world. (1,3)

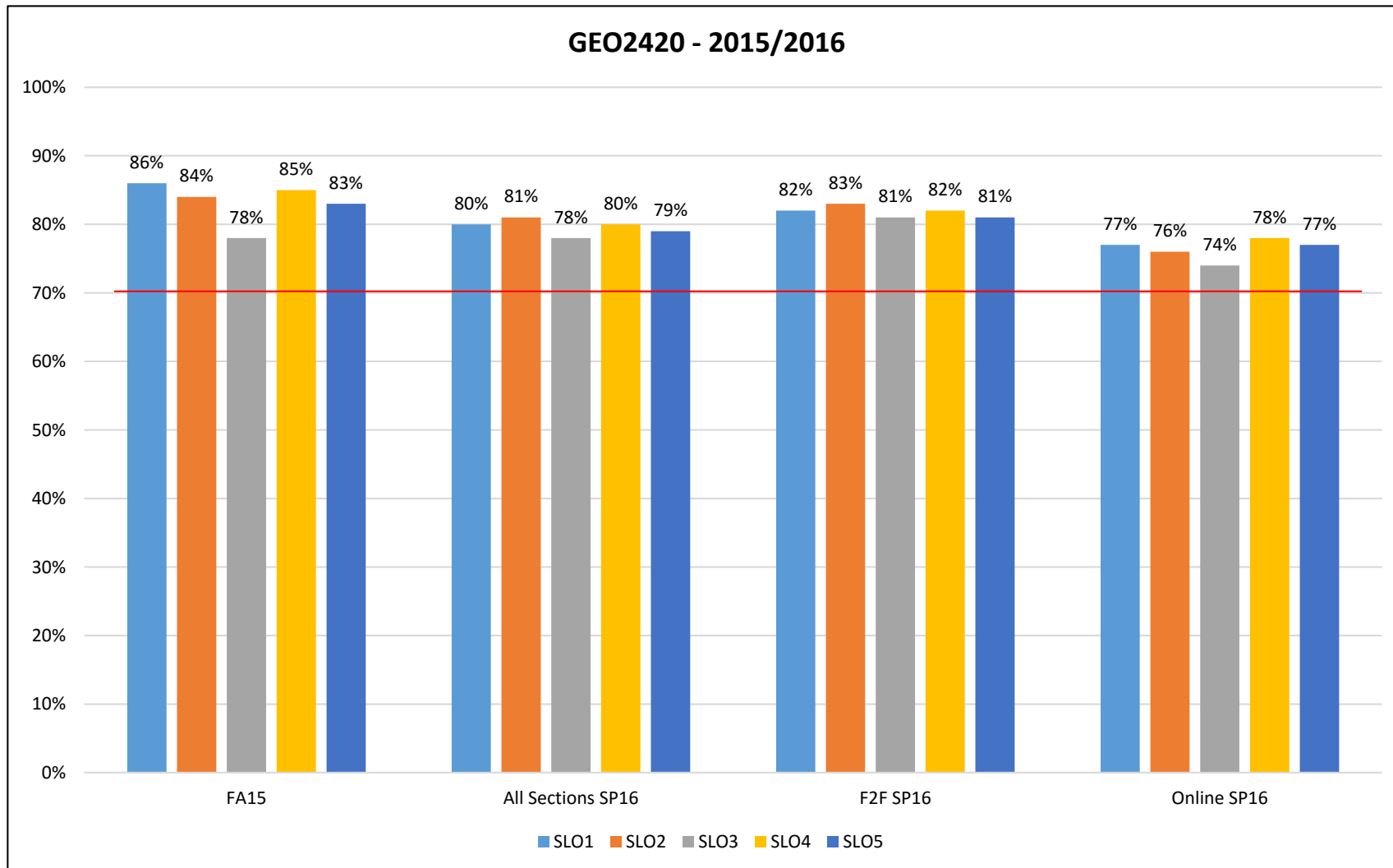
SLO 2: Demonstrate a general knowledge and understanding of agricultural and food systems of countries around the world. (1,3)

SLO 3: Demonstrate a general knowledge and understanding of the factors of population distribution around the world. (1,3)

SLO 4: Demonstrate a general knowledge and understanding of the cultural characteristics of the world's major regions, including language, religion, folk and popular culture, ethnicity and political. (1,3)

SLO5: Demonstrate a general knowledge and understanding of the patterns of human migration around the world. (1,3)

GEO2420 - Course Assessment Results 2015/2016



HUS1001 - Course Learning Outcomes

SLO 1: Demonstrate a general knowledge and understanding of the Human Services profession to include the historical development of Social Work and the Mental Health Movement. (1, 3)

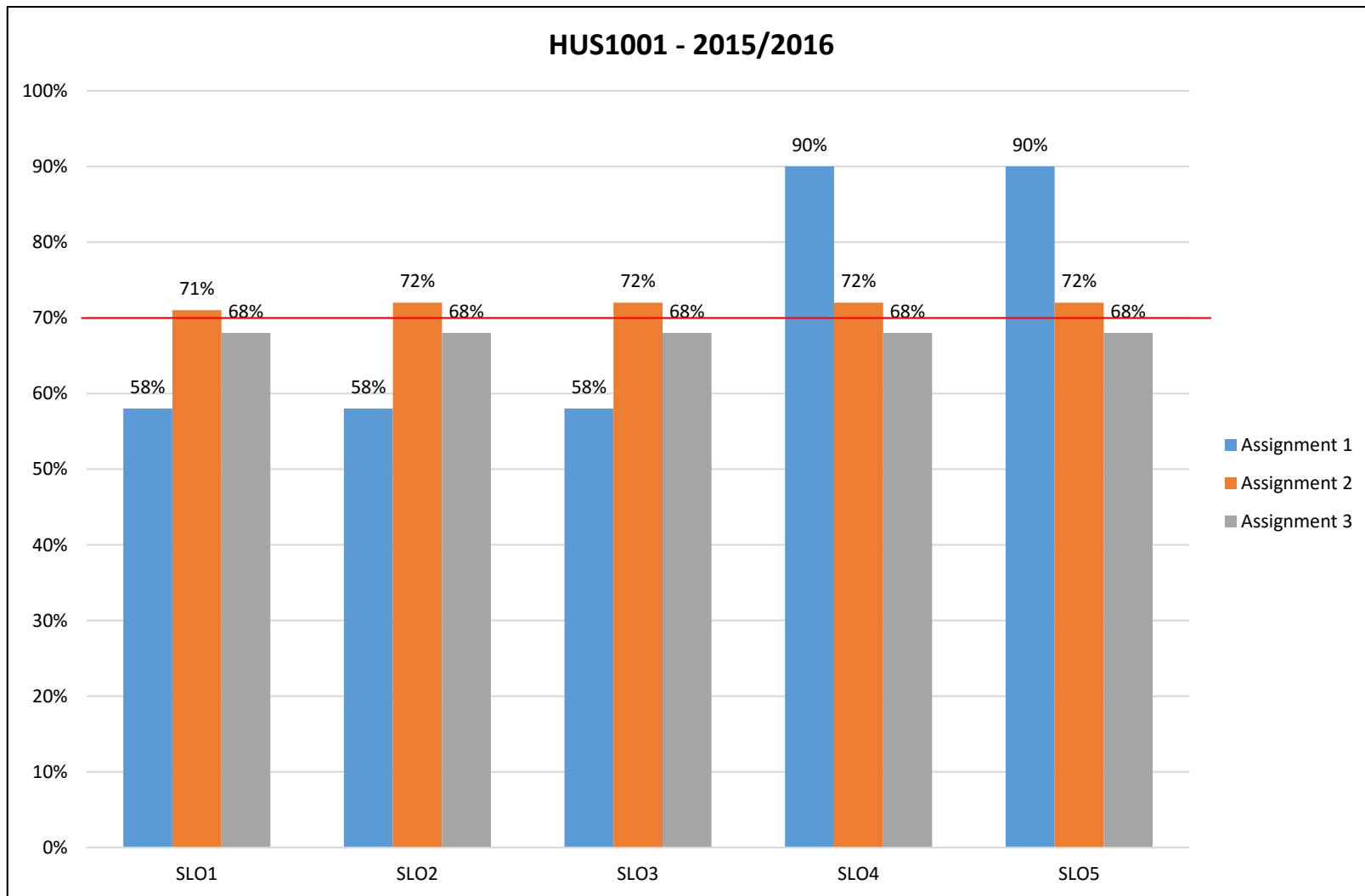
SLO 2: Define and discuss the role(s) of the Human Service Worker and the Framing of the generalist concept. (1, 3)

SLO 3: Discuss a variety of major values, conflicts and dilemmas that affect the Human Services worker including stress and stress reduction. (1, 3)

SLO 4: Describe the goals and tasks of the Human Services worker and relate the goals and tasks to case management, advocacy and the social broker. (1, 3)

SLO 5: Learn work ethics and demonstrate them with agency participation and professional organizations. (1, 3)

HUS1001 - Course Assessment Results 2015/2016



HUS1423 - Course Learning Outcomes

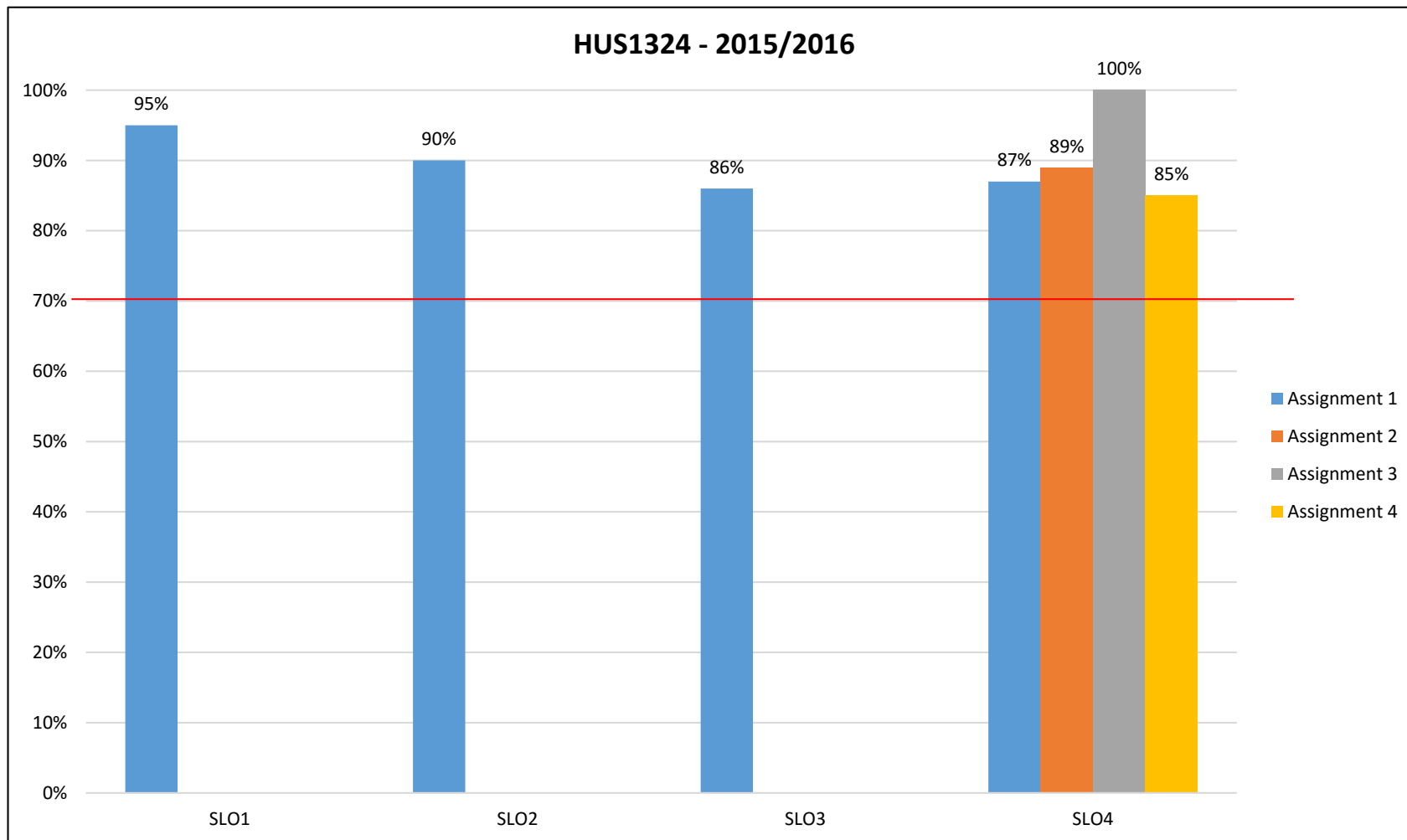
SLO 1: Demonstrate a general knowledge and understanding of the role of group counseling in the treatment and relapse prevention for the chemically dependent

SLO 2: Understand the challenges associated with the effective treatment of the chemically dependent using a group approach

SLO 3: Discuss how the group approach can promote behavioral change in the chemically dependent

SLO 4: Demonstrate a general knowledge and understanding of how to establish and execute an effective group intervention for the chemically dependent

HUS1423 - Course Assessment Results 2015/2016



HUS2441 - Course Learning Outcomes

SLO 1: Display a general knowledge and understanding of the various components of human systems including: individual, interpersonal, group, family, organizational, community, and societal as they relate to building stronger families and communities. (1)

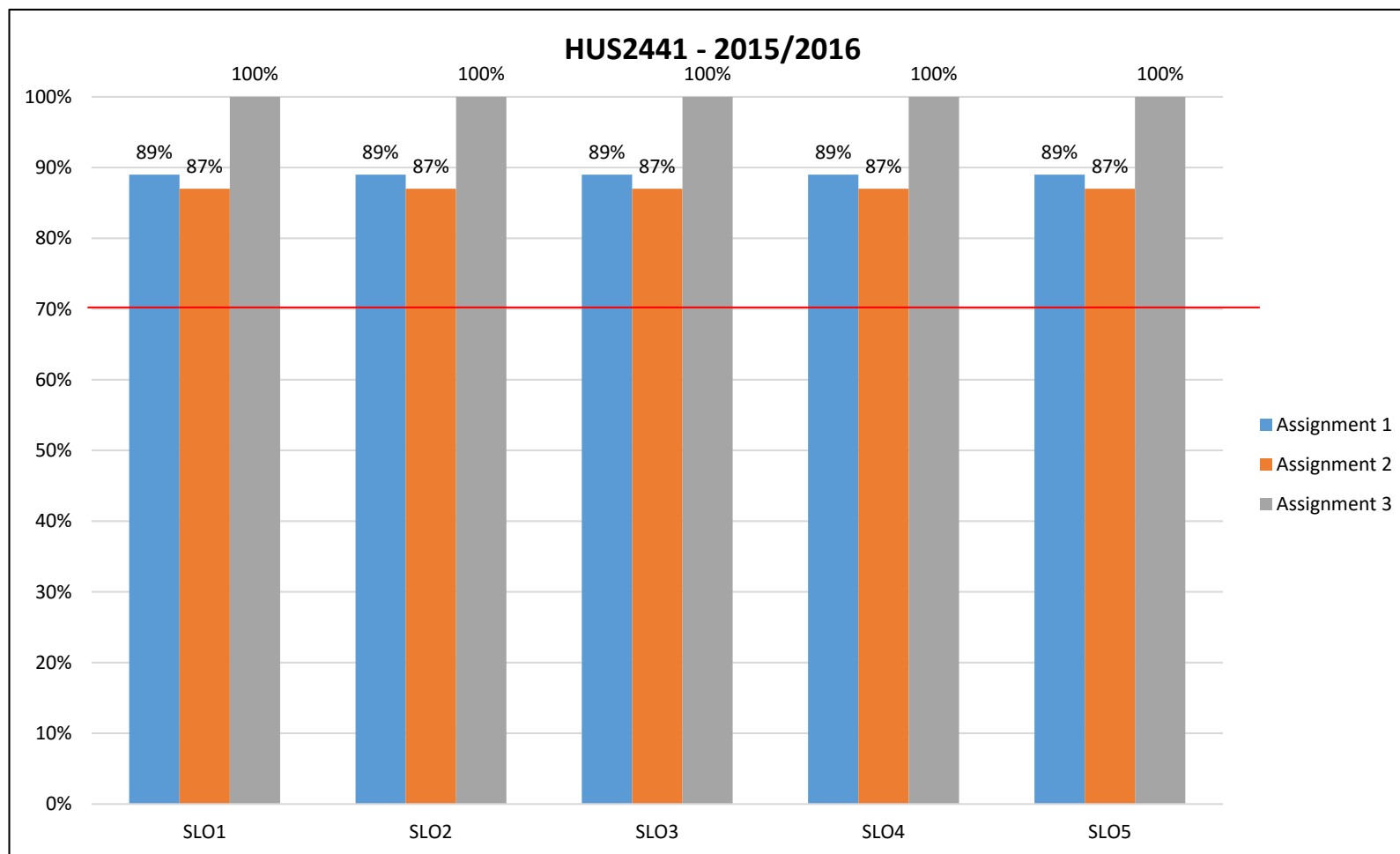
SLO 2: Exhibit an understanding of the scope of conditions that promote or inhibit human functioning in building stronger families and communities. (1, 3)

SLO 3: Demonstrate knowledge and skills in information management as it relates to building stronger families and communities. (1, 3)

SLO 4: Demonstrate a general knowledge and understanding of how to establish and execute an effective group intervention for the chemically dependent. (1, 3)

SLO 5: Demonstrate a general knowledge and understanding of the service needs of clients including the planning of appropriate strategies, implementation of services; and evaluation of outcomes as they relate to building stronger families and communities. (1, 2)

HUS2441 - Course Assessment Results 2015/2016



HUS2500 - Course Learning Outcomes

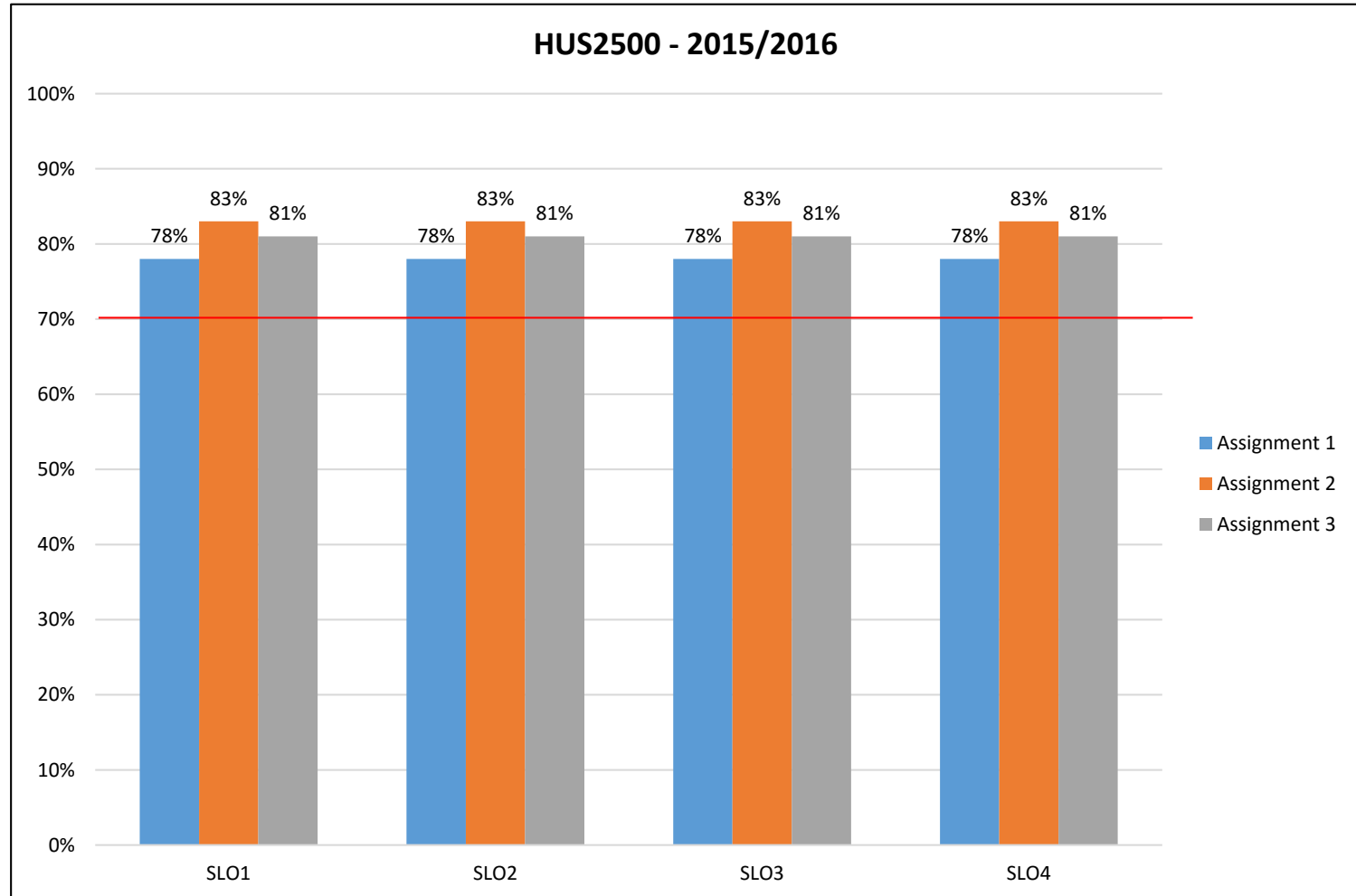
SLO 1: Demonstrate a general knowledge and understanding of the code of ethical practice in Human Services. (1)

SLO 2: Describe the current issues in Human Services as they relate to trends in service delivery, and ethical decision making. (1, 3)

SLO 3: Identify the specific areas and aspects of the Human Services delivery system that are unquestionably bound to the professional code of ethics. (1, 3)

SLO 4: Recognize the need and purpose of the professional code of ethics in the Human Services delivery system. (1, 3)

HUS2500 - Course Assessment Results 2015/2016



INP1390 - Course Learning Outcomes

SLO 1: Demonstrate a general knowledge and understanding of the various motives for working. (1)

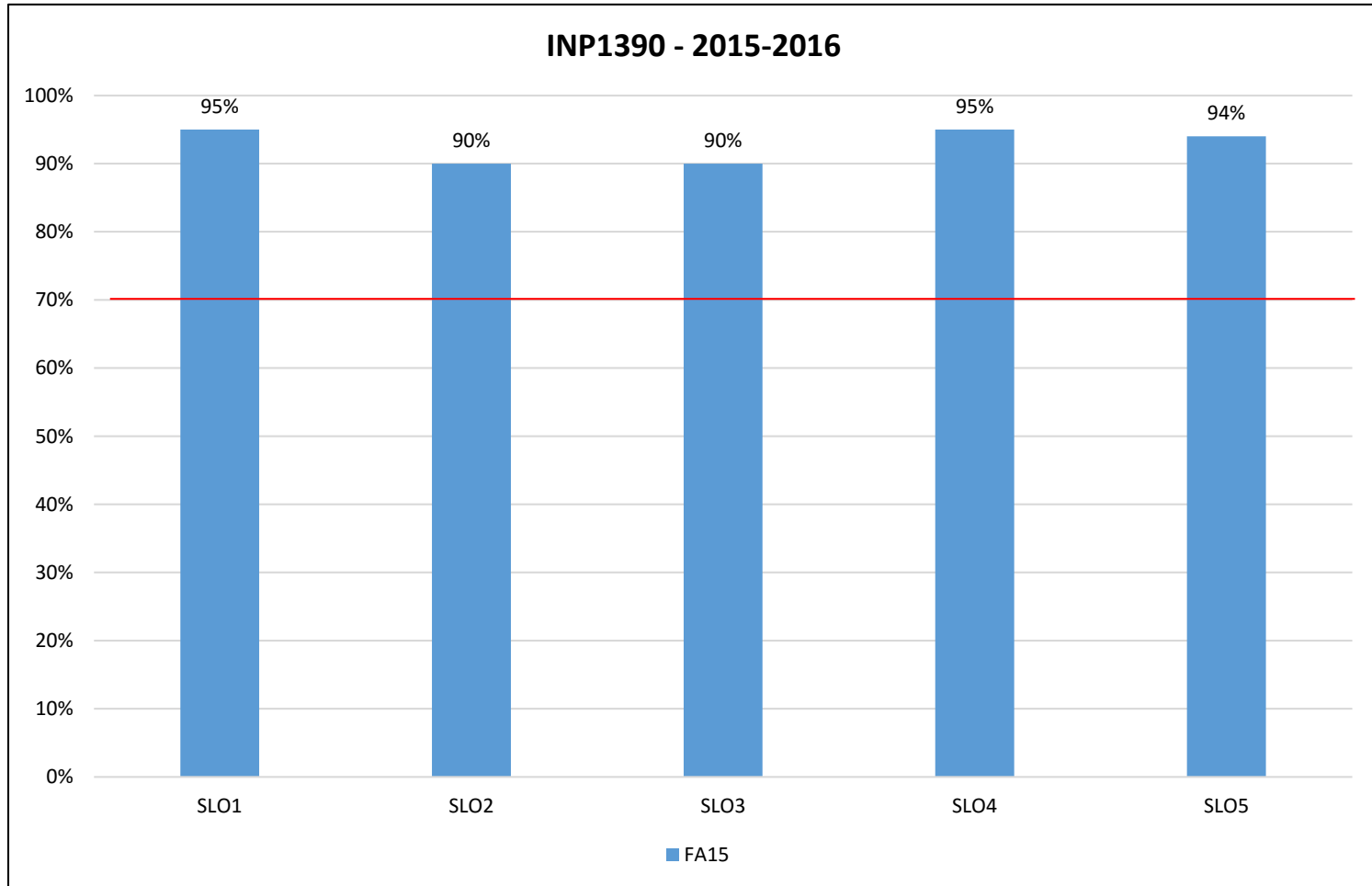
SLO 2: Demonstrate a general knowledge and understanding of effective goal-setting associated with long-term goals. (1)

SLO 3: Demonstrate a general knowledge and understanding of the importance of cooperation on the job. (1)

SLO 4: Demonstrate a general knowledge and understanding of communication and reasons why misunderstandings often occur. (1)

SLO5: Demonstrate a general knowledge and understanding of conflict resolution techniques and strategies. (1)

INP1390 - Course Assessment Results 2015/2016



PHI2010 - Course Learning Outcomes

SLO 1: Demonstrate a general knowledge and understanding of the purpose and methods of philosophy. (1, 2, 3, 4)

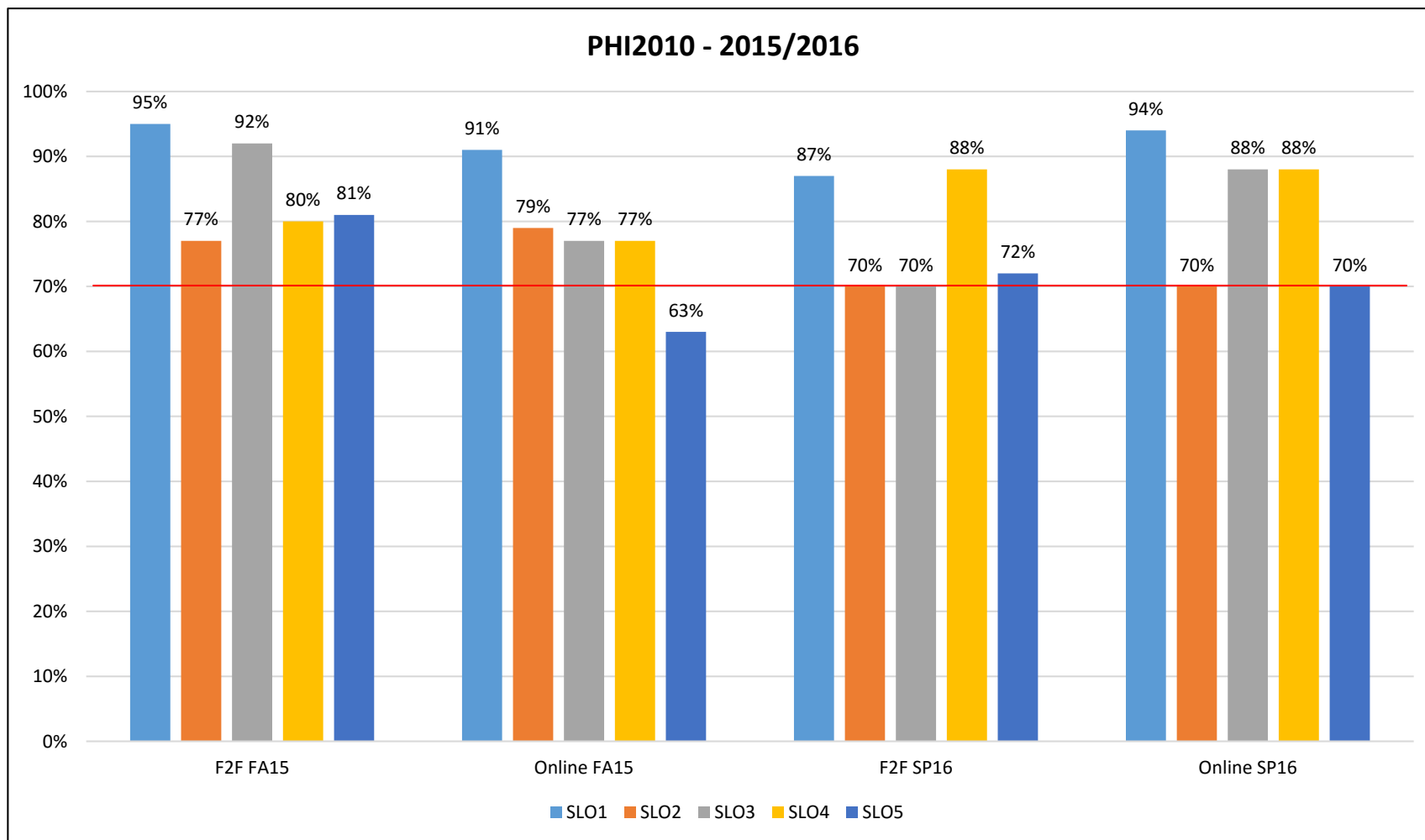
SLO 2: Demonstrate a general knowledge and understanding of the major disciplines within philosophy. (1, 2, 3, 4)

SLO 3: Demonstrate a general knowledge and understanding of the artistic and philosophical representatives of each field. (1, 2, 3, 4)

SLO 4: Demonstrate a general knowledge and understanding of the major schools of thought in ethics. (1, 2, 3, 4)

SLO 5: Demonstrate a general knowledge and understanding of the development of theories of reality and human nature from ancient to modern. (1, 2, 3, 4)

PHI2010 - Course Assessment Results 2015/2016



PHI2600 - Course Learning Outcomes

SLO 1: Demonstrate a general knowledge and understanding of the basic theories of ethics. (1, 2, 3, 4)

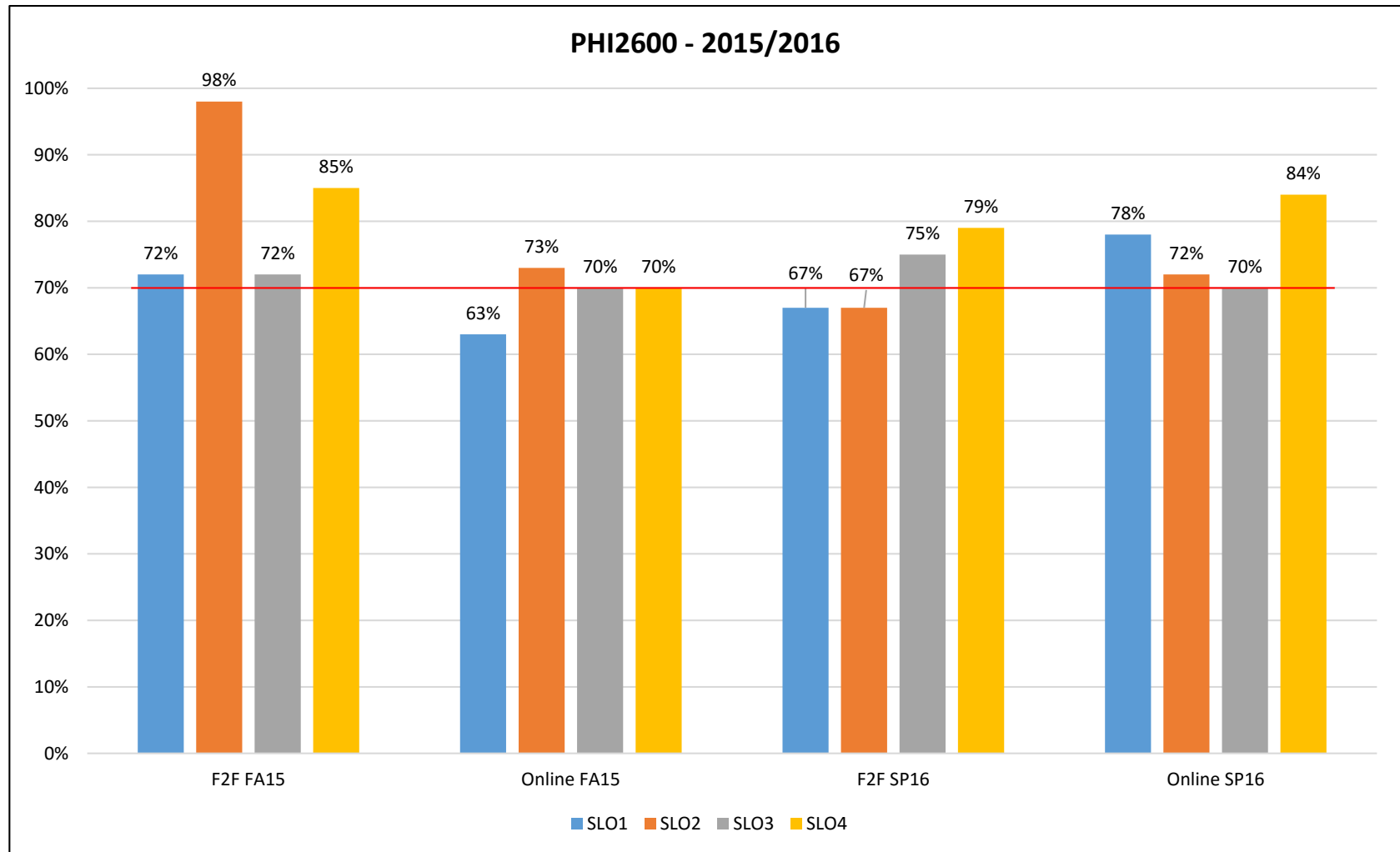
SLO 2: Demonstrate a general knowledge and understanding of the ideas of key philosophers whose works encompass contemporary ethical dilemmas. (1, 2, 3, 4)

SLO 3: Demonstrate a general knowledge and understanding of the role of ethics within the larger field of philosophy. (1, 2, 3, 4)

SLO 4: Demonstrate a general knowledge and understanding of the relevance of ethics and value theory to one's chosen major. (1, 2, 3, 4)

SLO 5: Demonstrate a general knowledge and understanding of the development of theories of reality and human nature from ancient to modern. (1, 2, 3, 4)

PHI2600 - Course Assessment Results 2015/2016



POS2001 - Course Learning Outcomes

SLO 1: Demonstrate a an understanding of the history and methodology of studying politics.

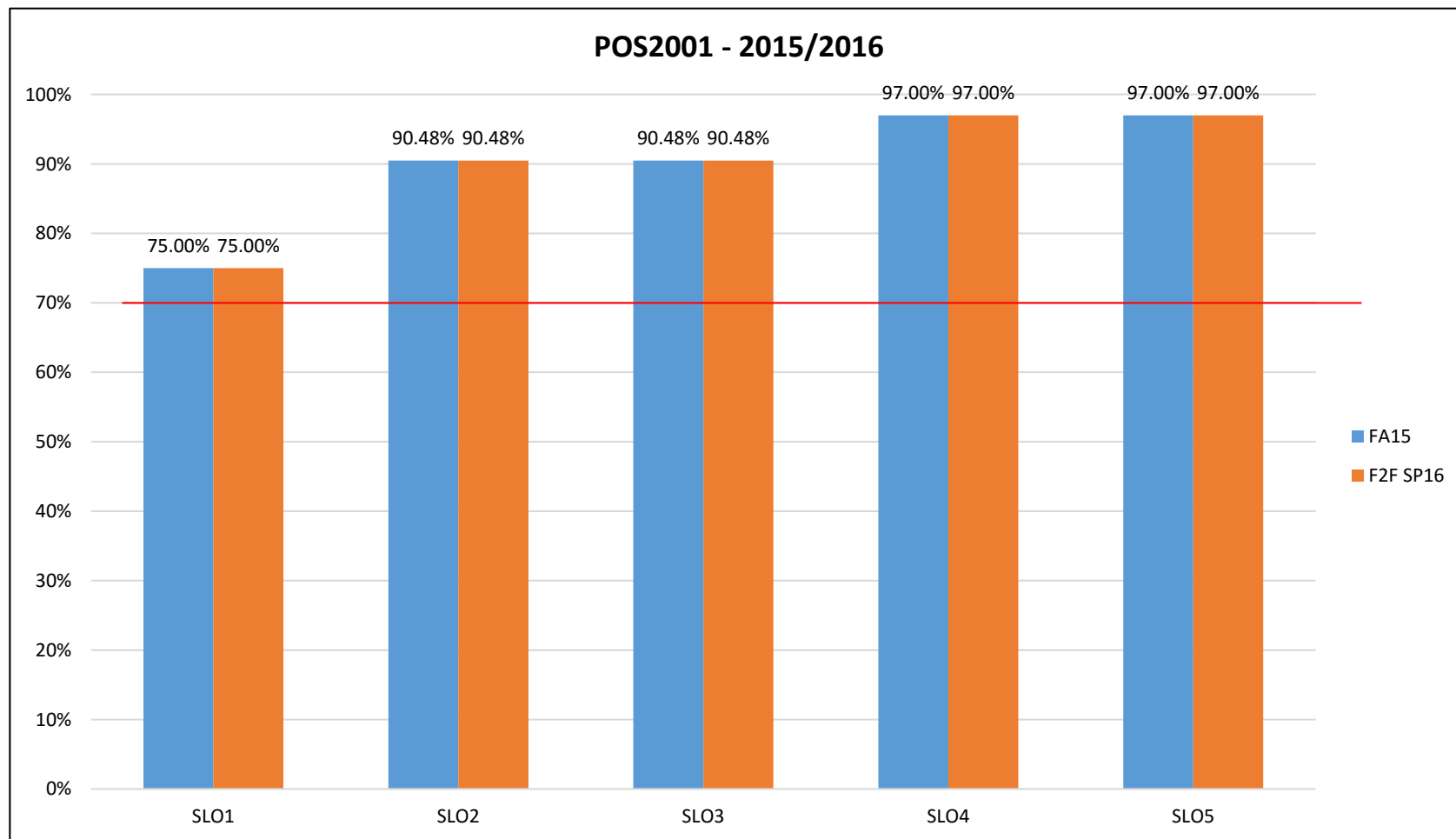
SLO 2: Demonstrate a general knowledge of the basic structure of the discipline of political science.

SLO 3: Demonstrate a general knowledge of American Politics.

SLO 4: Demonstrate a general knowledge of Comparative Politics.

SLO 5: Demonstrate a general knowledge of International Relations.

POS2001 - Course Assessment Results 2015/2016



POS2041 - Course Learning Outcomes

SLO 1: Demonstrate a general knowledge and understanding of the differences between the House of Representatives and the Senate.

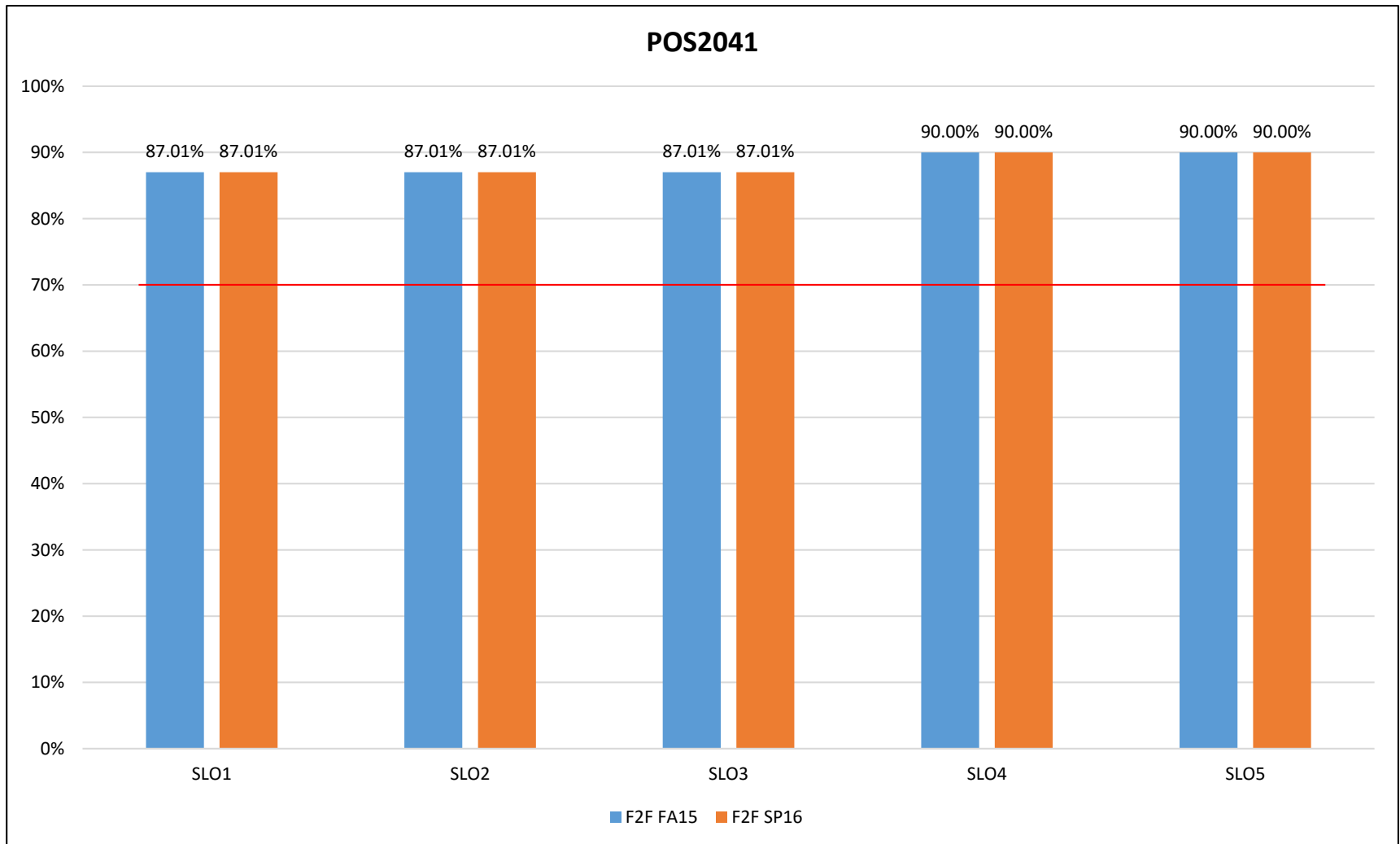
SLO 2: Demonstrate a general knowledge and understanding of how a bill becomes a law.

SLO 3: Demonstrate a general knowledge and understanding of the powers and functions of the three branches of government.

SLO 4: Demonstrate a general knowledge and understanding of how citizens can become more effective participants in the political process.

SLO 5: Demonstrate a general knowledge and understanding of the major components of the U.S. Constitution.

POS2041 - Course Assessment Results 2015/2016



PSB2442 - Course Learning Outcomes

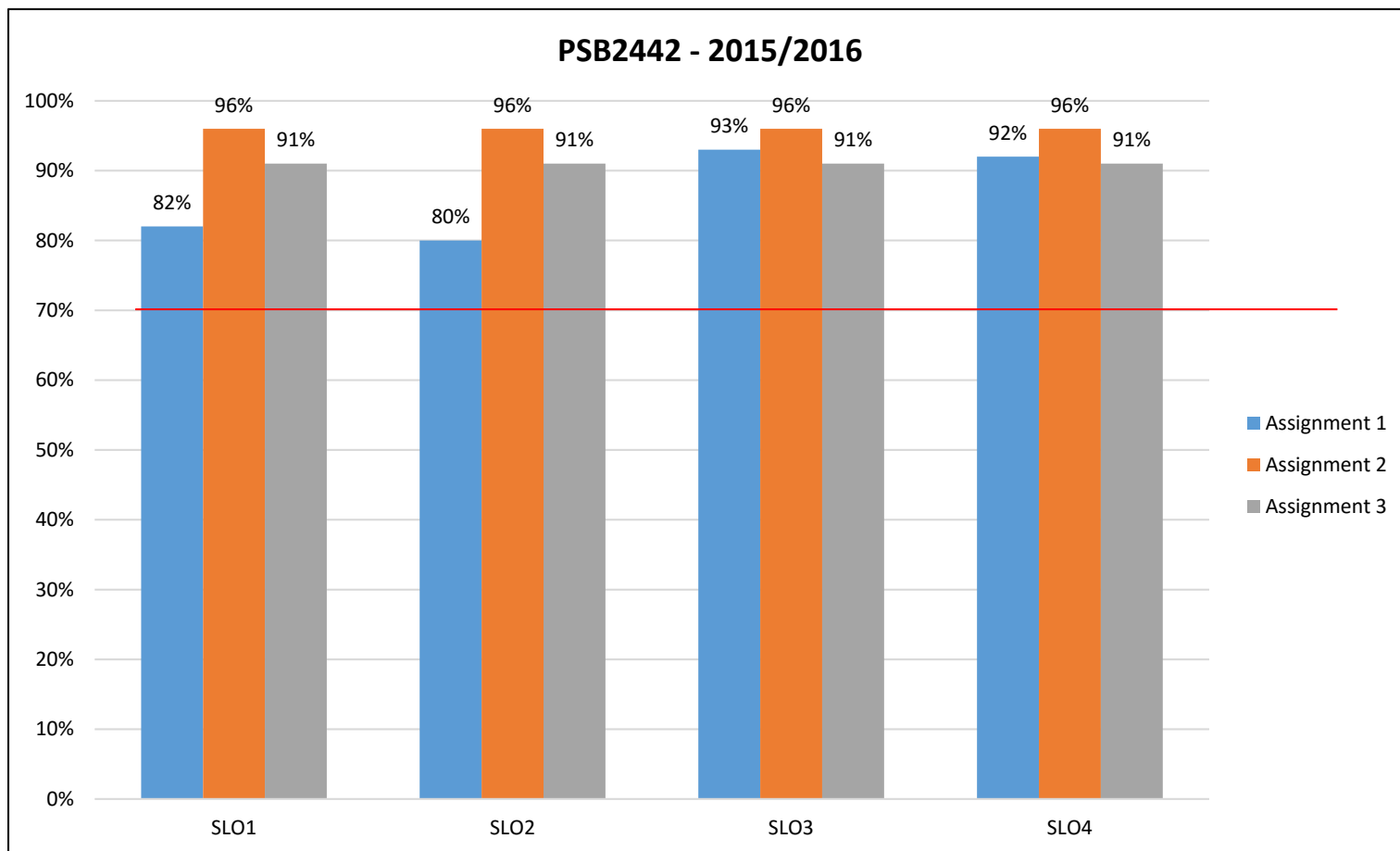
SLO 1: Demonstrate knowledge of key concepts in the psychological and brain sciences, including the methods, history, and theoretical and empirical foundations, with special emphasis on the neuroscience of addiction. (1,3)

SLO 2: Demonstrate the knowledge and skills necessary to analyze the research related to addiction neuroscience. (1,3)

SLO 3: Demonstrate understanding of the neural mechanisms and processes associated with the causes and consequences of substance abuse, including integration across genetic, neurobiological, developmental, and behavioral levels. (1,3)

SLO 4: Think critically and creatively to solve problems and generate new knowledge in behavioral neuroscience in general, with focus on and application to problems of drug abuse and addiction. (1)

PSB2442 - Course Assessment Results 2015/2016



PSY1012 - Course Learning Outcomes

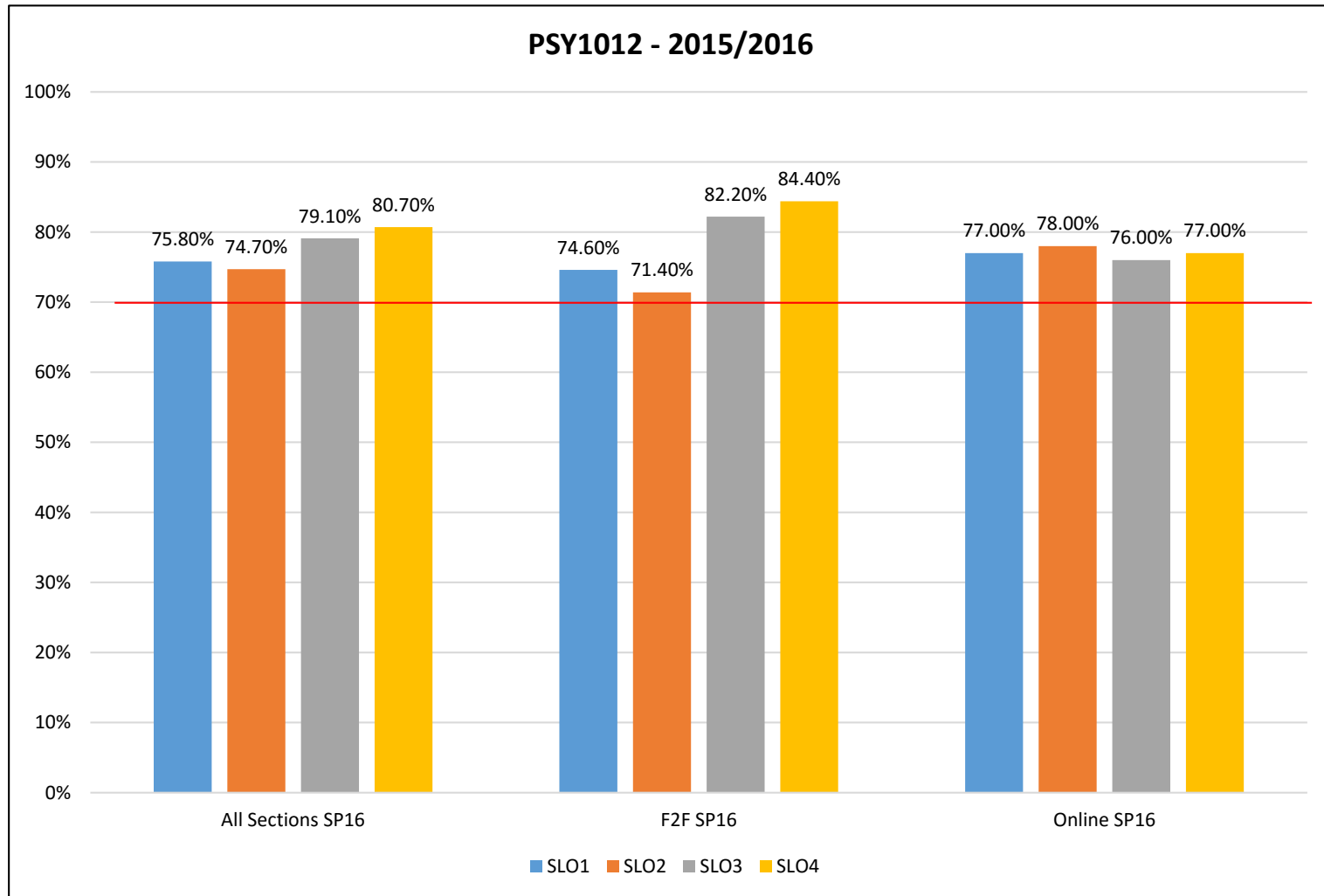
SLO 1: Demonstrate a basic knowledge and understanding of the historical perspective of psychology and the basis of contemporary psychological research. (1)

SLO 2: Demonstrate a basic knowledge and understanding of the Biological and Physiological basis of behavior. (1)

SLO 3: Demonstrate a basic knowledge and understanding of the Cognitive basis of behavior. (1,3)

SLO 4: Demonstrate a basic knowledge and understanding of the Clinical aspects of the science of Psychology. (1)

PSY1012 - Course Assessment Results 2015/2016



SOP2002 - Course Learning Outcomes

SLO 1: Demonstrate a general knowledge and understanding of the major theories of social psychology and the methods used by social psychologists to study behavior. (1)

SLO 2: Demonstrate a general knowledge and understanding of the major factors which influence the formation of impressions of other people. (1)

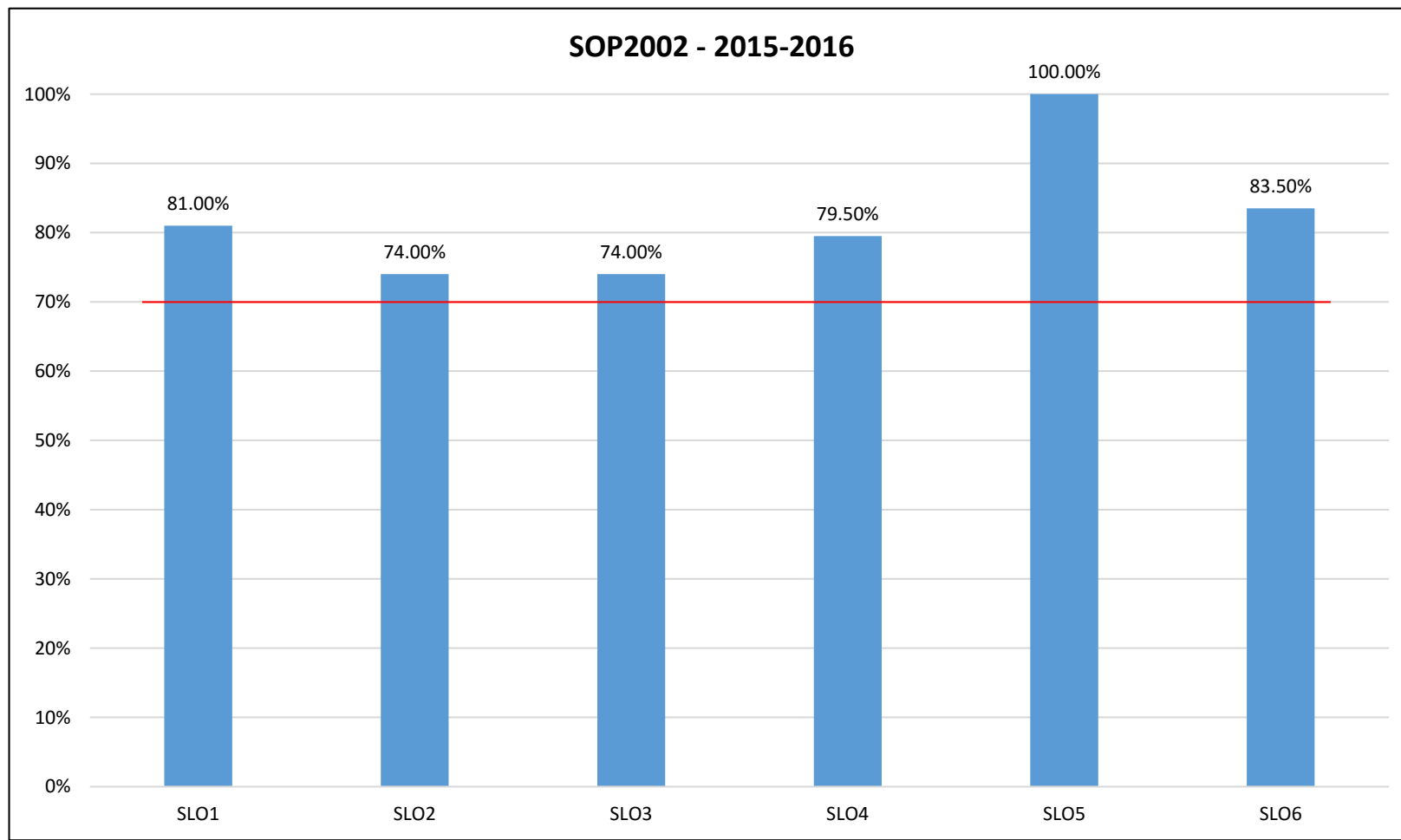
SLO 3: Describe how the cognitive dissonance theory explains the principle of cognitive consistency. (1,3)

SLO 4: Describe the results of major studies on obedience, conformity, and persuasion. (1)

SLO 5: Describe the factors involved in aggression, altruism, prejudice and attraction. (1)

SLO 6: Demonstrate a general knowledge and understanding of several theories which attempt to explain how gender identity is acquired. (1)

SOP2002 - Course Assessment Results 2015/2016



SYG2000 - Course Learning Outcomes

SLO 1: Demonstrate a general knowledge and understanding of the process of socialization and how we become social beings. (1,2,3)

SLO 2: Demonstrate a general knowledge and understanding of the different ways in which people act, feel, think and define their situations based on their race, social class and gender. (1,2,3)

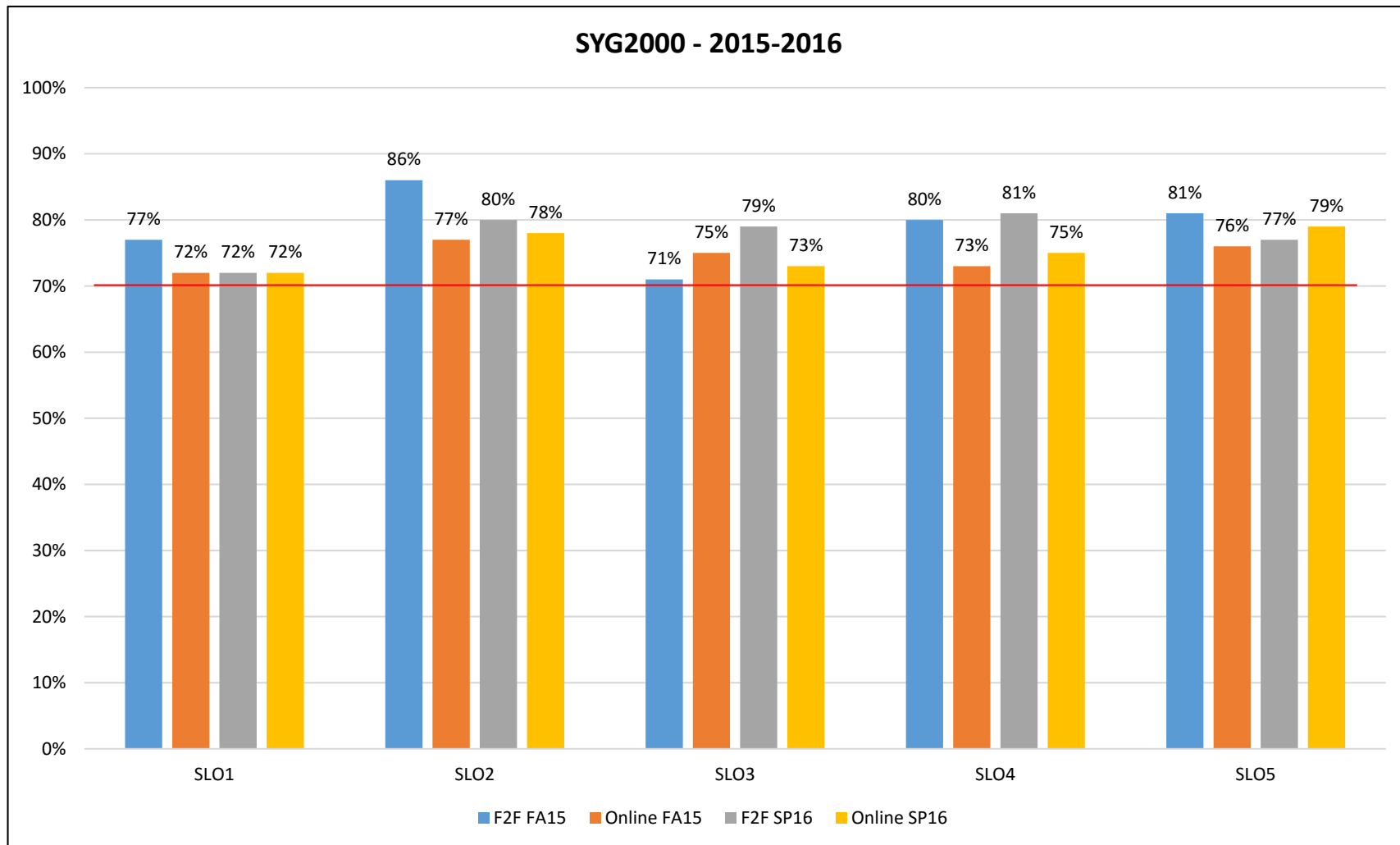
SLO 3: Demonstrate a general knowledge and understanding of the fundamental concepts of the conflict perspective. (1,2)

SLO 4: Demonstrate a general knowledge and understanding of the fundamental concepts of the functionalist perspective. (1,2)

SLO 5: Demonstrate a general knowledge and understanding of the fundamental concepts of the symbolic interactionist perspective. (1,2)

SLO 6: Demonstrate a general knowledge and understanding of the ethical perspectives of sexuality. (1)

SYG2000 - Course Assessment Results 2015/2016



WOH2012 - Course Learning Outcomes

SLO 1: Demonstrate a general knowledge and understanding of the basic factors of civilization and the factors that create them. (1, 3)

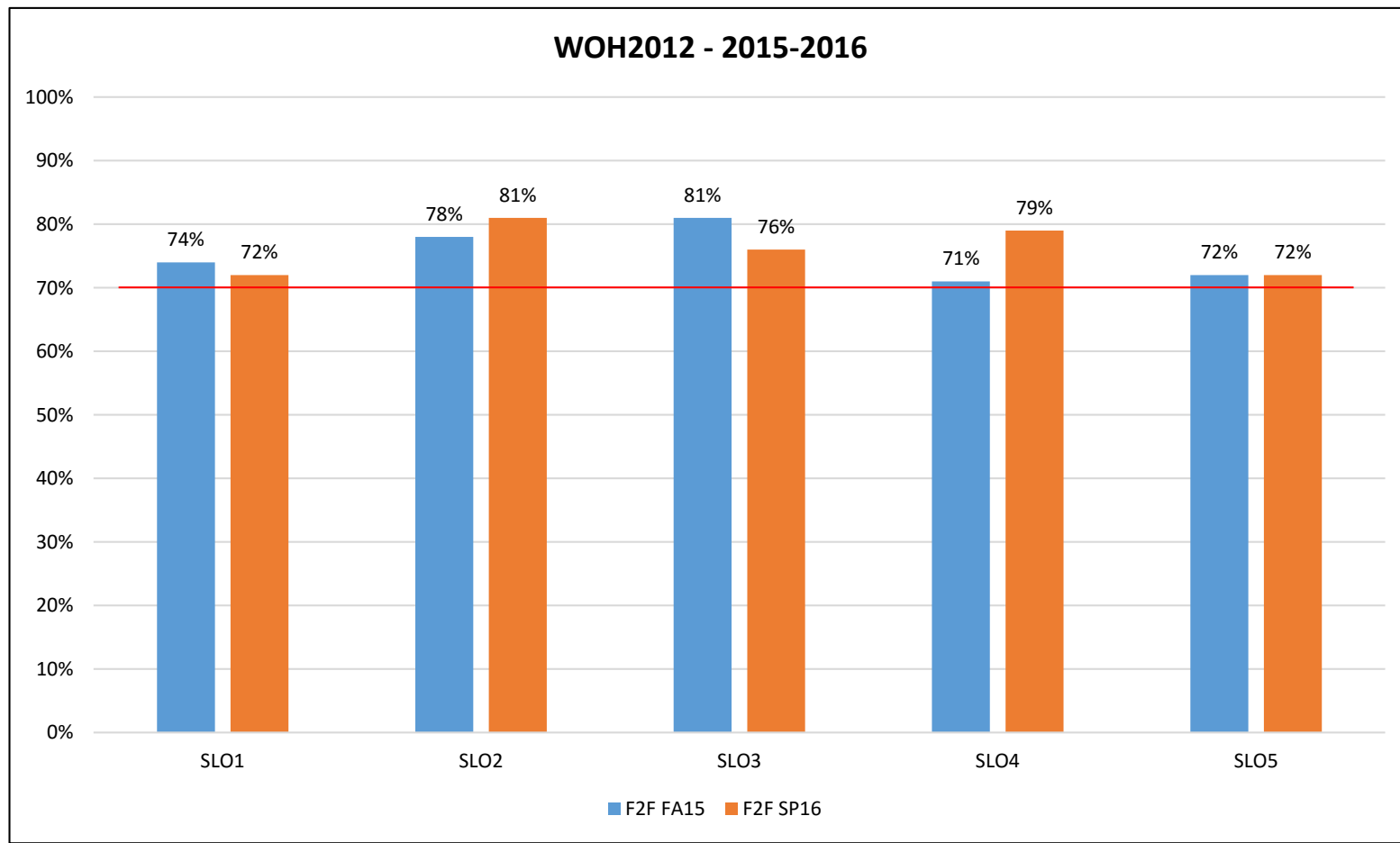
SLO 2: Demonstrate a general knowledge and understanding of the role of trade, religion, communication, conflict, and the immigrations of peoples on the rise and fall of civilizations. (1,3)

SLO 3: Demonstrate a general knowledge and understanding of the importance of religion, politics, economics, and ideas in the creation of cultural change and global exchange. (1,3)

SLO 4: Demonstrate a general knowledge and understanding of cultural contact and exchange on the course of history. (1,3)

SLO 5: Demonstrate a general knowledge and understanding of demographic and environmental change on world history to the modern era. (1,3)

WOH2012 - Course Assessment Results 2015/2016



WOH2022 - Course Learning Outcomes

SLO 1: Demonstrate a general knowledge and understanding of World History by recounting, the nature of European Colonization and the impact which colonization and imperialism had on the non-western world. (1,3)

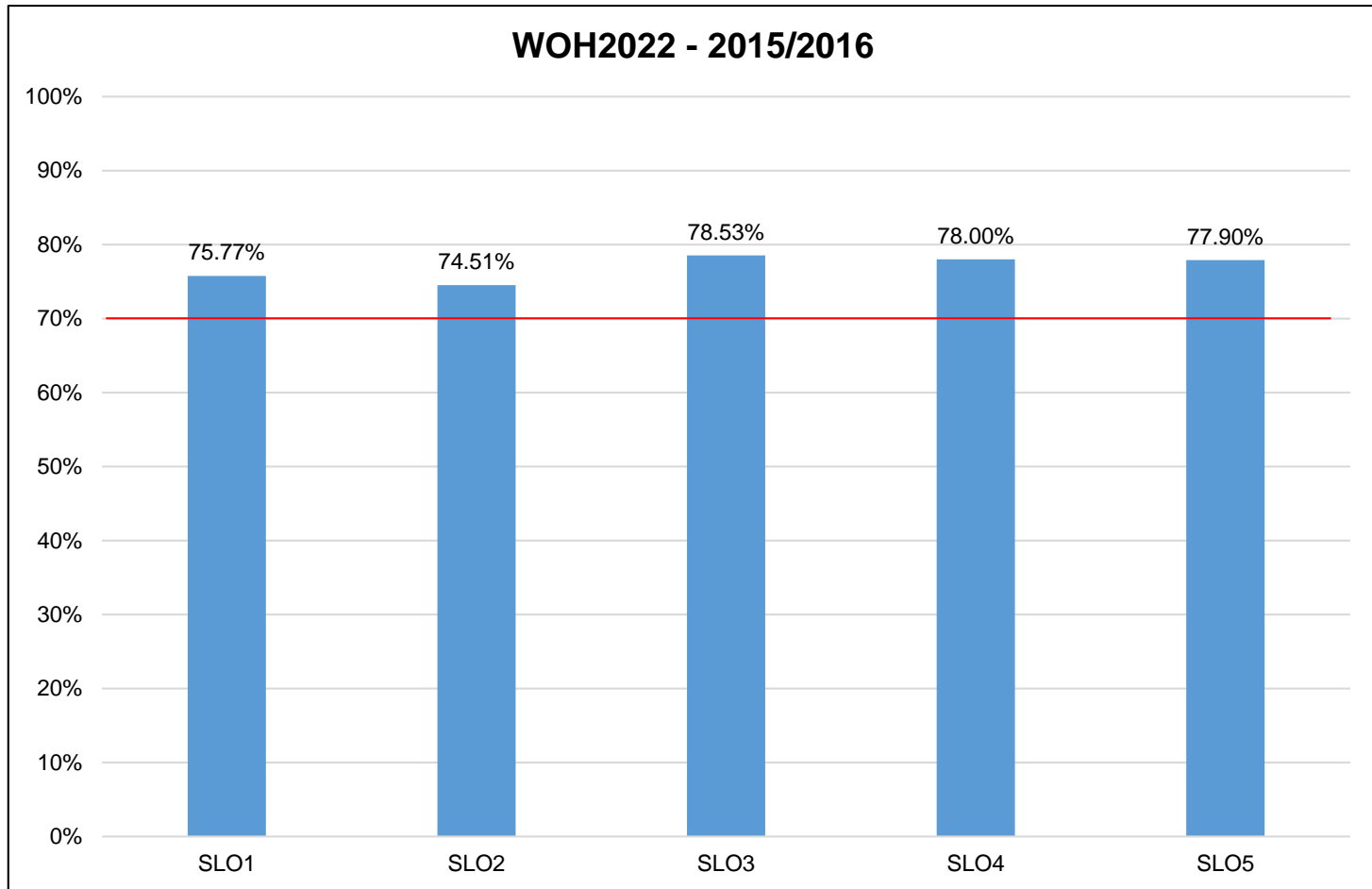
SLO 2: Demonstrate a general knowledge and understanding of World History by comprehending the nature of revolutions and their impact both on that nation and surrounding regions. (1,3)

SLO 3: Demonstrate a general knowledge and understanding of World History by identifying the origins and effects of cultural movements throughout the modern centuries. (1,3)

SLO 4: Demonstrate a general knowledge and understanding of World History by analyzing the nature of the two world wars; critiquing how the effects of the first war sparked the beginnings of the second and how the end of the second produced the political atmosphere for the Cold War. (1,3)

SLO 5: Demonstrate a general knowledge and understanding of World History by evaluating the growth of the non-western world and their place in modern international affairs; considering the sometimes contrasting viewpoints of western versus nonwestern nations. (1,3)

WOH2022 - Course Assessment Results 2015/2016



Addictions Studies Specialization, # 0813

Program Learning Outcomes

Graduates of the program will be able to:

PO1: Demonstrate an understanding of the Human Service profession movement.

PO2: Discuss the role(s) of the Human Service worker in evaluating clients with substance abuse issues.

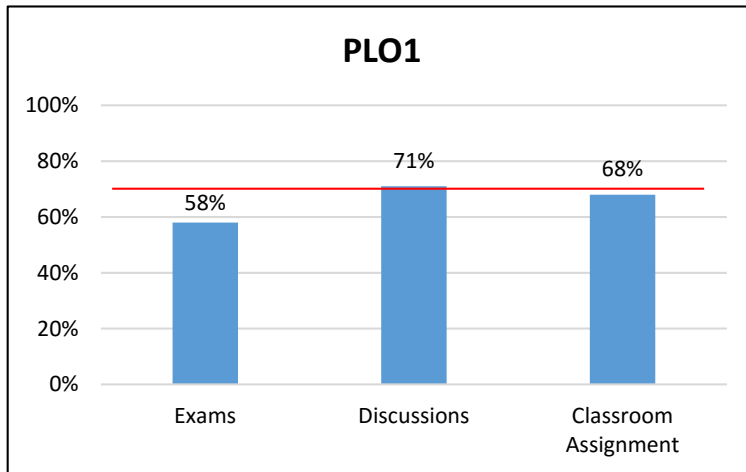
PO3: Discuss a variety of major requirements as specified in the catalog for code 0813.

PO4: Describe the goals and tasks of the Human Services worker.

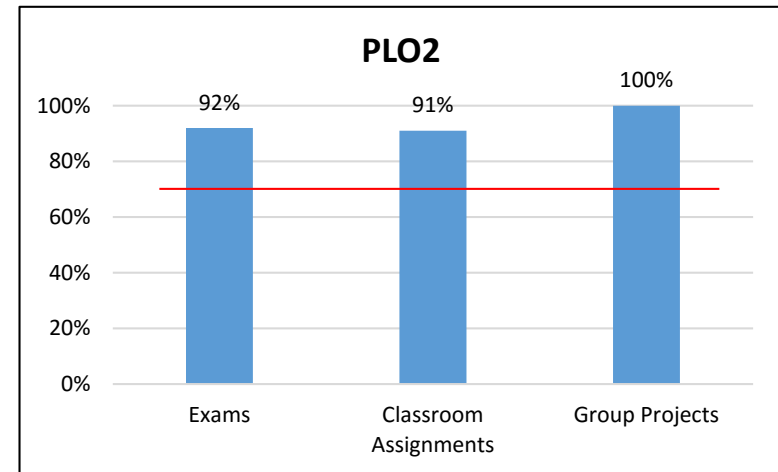
PO5: Learn work ethics and demonstrate them with agency participation by externship or COOP Experience.

Assessment Data 2015-2016

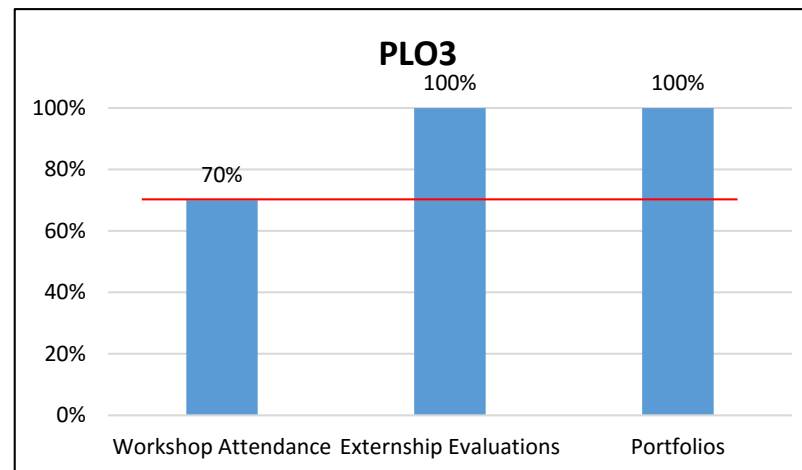
Program Learning Outcomes Results



Demonstrate an understanding of the Human Service profession movement. *Target: 70% of students achieving 70% or higher in all assessment measures*



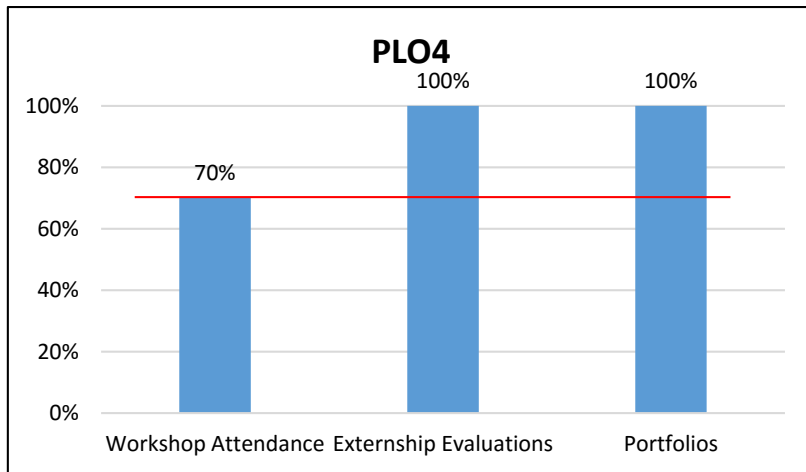
Discuss the role(s) of the Human Service worker in evaluating clients with substance abuse issues. *Target: 70% of students achieving 70% or higher in all assessment measures*



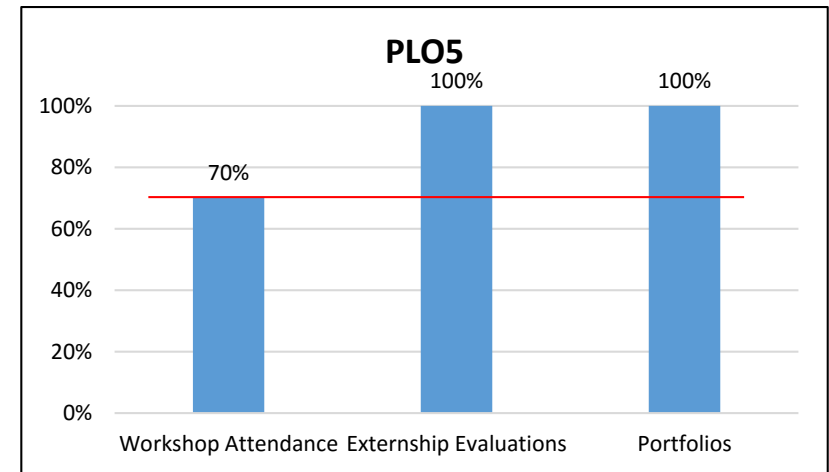
Discuss a variety of major requirements as specified in the catalog for code 0813. *Target: 70% of students achieving 70% or higher in all assessment measures*

Assessment Data 2015-2016

Program Learning Outcomes Results



Describe the goals and tasks of the Human Services worker.
Target: 70% of students achieving 70% or higher in all assessment measures



Learn work ethics and demonstrate them with agency participation by externship or COOP Experience. *Target: 70% of students achieving 70% or higher in all assessment measures*

Human Services (Addictions Specialization), #2007

Program Learning Outcomes

Graduates of the program will be able to:

PO1: Demonstrate a general knowledge and understanding of the role of the human Services worker in a variety of social service settings.

PO2: Examine current social issues and their impact on society, including substance abuse, addictions, and chemical dependence.

PO3: Compare and contrast a variety of family systems.

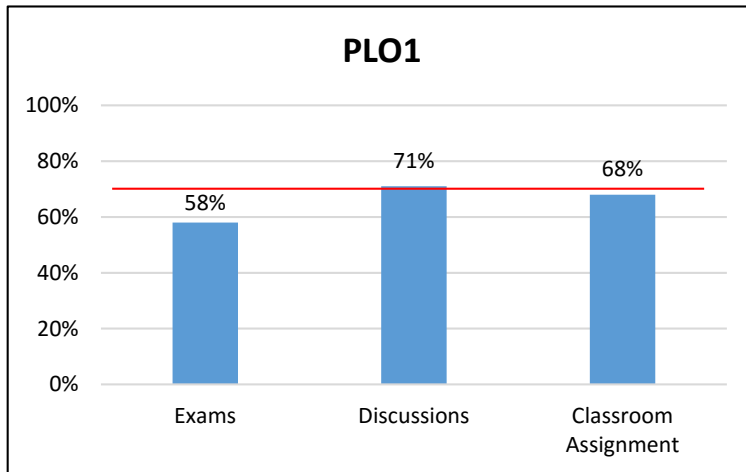
PO4: Apply interpersonal skills in helping relationships, including crisis intervention and group dynamics.

PO5: Apply case management skills, including interviewing, documentation, assessment, treatment planning, and the ability to make appropriate referrals.

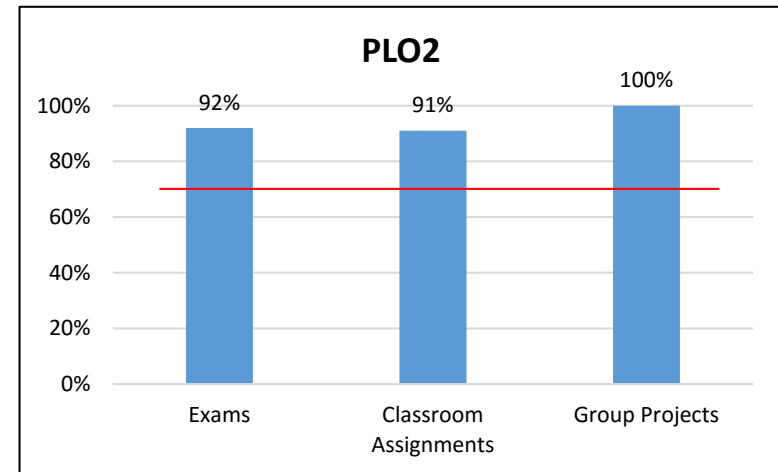
PO6: Demonstrate the ability to adhere to professional and ethical standards of practice, including confidentiality, sensitivity when working with diverse populations, and responsibility for professional growth.

Assessment Data 2015-2016

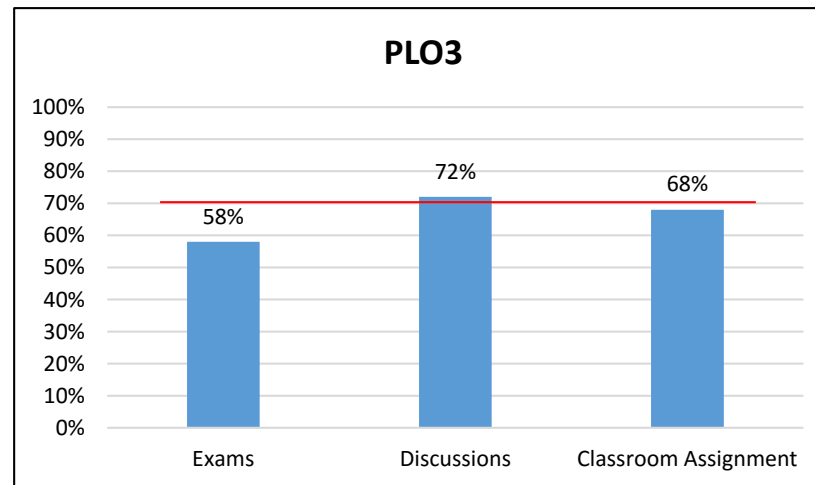
Program Learning Outcomes Results



Demonstrate a general knowledge and understanding of the role of the human Services worker in a variety of social service settings.
Target: 70% of students achieving 70% or higher in all assessment measures



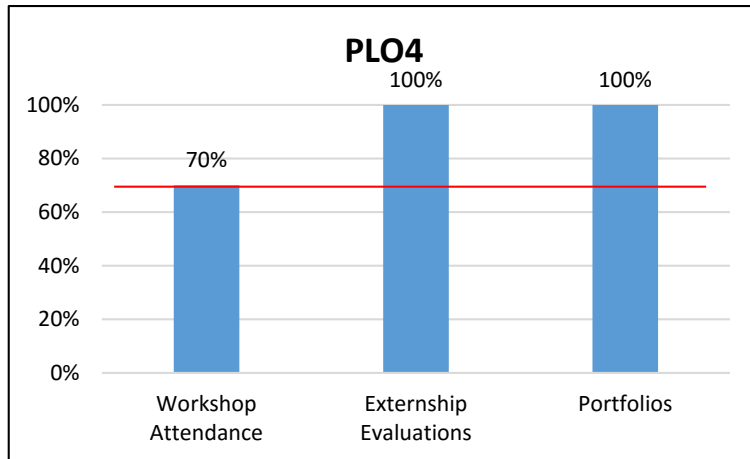
Examine current social issues and their impact on society, including substance abuse, addictions, and chemical dependence.
Target: 70% of students achieving 70% or higher in all assessment measures



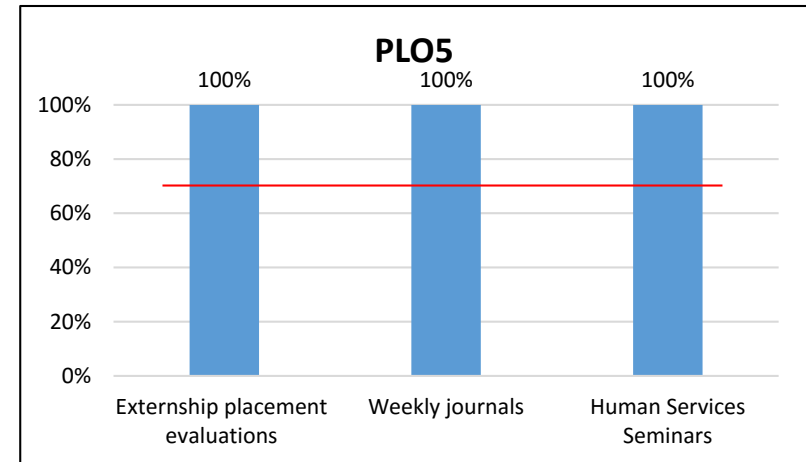
Compare and contrast a variety of family systems. *Target: 70% of students achieving 70% or higher in all assessment measures*

Assessment Data 2015-2016

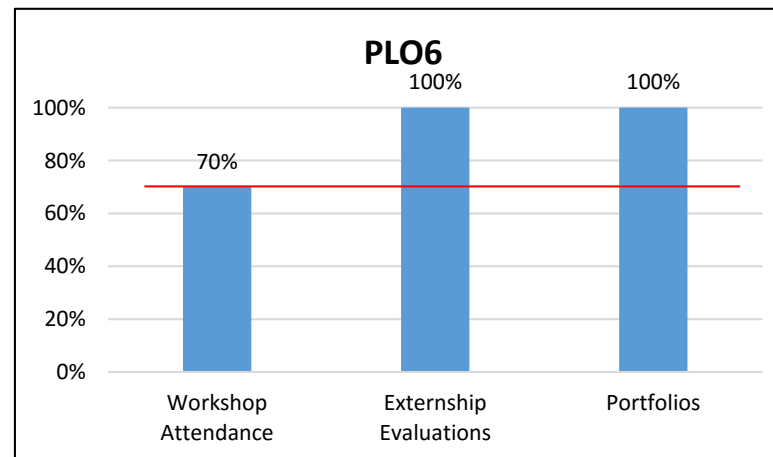
Program Learning Outcomes Results



Apply interpersonal skills in helping relationships, including crisis intervention and group dynamics. *Target: 70% of students achieving 70% or higher in all assessment measures*



Apply case management skills, including interviewing, documentation, assessment, treatment planning, and the ability to make appropriate referrals. *Target: 70% of students achieving 70% or higher in all assessment measures*



Demonstrate the ability to adhere to professional and ethical standards of practice, including confidentiality, sensitivity when working with diverse populations, and responsibility for professional growth. *Target: 70% of students achieving 70% or higher in all assessment measures*

Assessment Data 2014-2015 and 2015-2016: Programs and Institutional Learning Outcomes

| Program | Critical/ Creative Thinking | | Communication | | Cultural Literacy | | Information and Technical Literacy | |
|--|-----------------------------------|----------|---------------|----------|----------------------|----------|--|---------|
| | 2014/15 | 2015/16 | 2014/15 | 2015/16 | 2014/15 | 2015/16 | 2014/15 | 2015/16 |
| Addictions Studies Specialization - 0813 | 80% | 70%-100% | 70% | 91%-100% | 80% | 70%-100% | 80% | 78%-83% |
| Human Services (Addictions Specialization) - 2007 | 70% | 87%-100% | 70% | 87%-100% | 70% | 68%-90% | 70% | 78%-83% |

Course Success Rate (1 of 3)

| Major and Associated Courses | | 2012-2013 | | 2013-2014 | | 2014-2015 | | 2015-2016 | |
|--|---------|-----------|--------------|------------|--------------|------------|--------------|------------|--------------|
| | | Attempted | % Successful | Attempted | % Successful | Attempted | % Successful | Attempted | % Successful |
| 2007- Human Serv.- Addictions Spec. | HUS1001 | | | 33 | 91% | 70 | 80% | 71 | 69% |
| | HUS1332 | 28 | 96% | 10 | 100% | 14 | 100% | 13 | 100% |
| | HUS1400 | | | 24 | 96% | 51 | 94% | 22 | 82% |
| | HUS1421 | | | 21 | 100% | 16 | 88% | 27 | 85% |
| | HUS1423 | | | 26 | 96% | 26 | 96% | 39 | 92% |
| | HUS1424 | | | 34 | 97% | 28 | 100% | 28 | 100% |
| | HUS1450 | | | 4 | 100% | 20 | 100% | | |
| | HUS1850 | | | 15 | 87% | 15 | 100% | 10 | 100% |
| | HUS2111 | | | | | | | 16 | 100% |
| | HUS2308 | | | 1 | 100% | 20 | 100% | 19 | 89% |
| | HUS2320 | | | | | | | 29 | 100% |
| | HUS2424 | | | 47 | 94% | | | | |
| | HUS2425 | | | | | 18 | 83% | | |
| | HUS2441 | | | 36 | 94% | 21 | 95% | 15 | 93% |
| | HUS2500 | | | 44 | 84% | 41 | 66% | 34 | 65% |
| | HUS2520 | | | 24 | 96% | 22 | 95% | 13 | 92% |
| | HUS2851 | | | 22 | 91% | 16 | 100% | 11 | 100% |
| | HUS2852 | | | 20 | 95% | 13 | 92% | 13 | 100% |
| | HUS2933 | | | 29 | 100% | 15 | 87% | 7 | 100% |
| PSB2442 | | | 26 | 92% | 30 | 83% | 27 | 78% | |
| Major Total | | 28 | 96% | 416 | 94% | 436 | 89% | 394 | 86% |

■ Indicates a success rate of 90% or higher
■ Indicates a success rate between 70% and 89%
■ Indicates a success rate below 70%

Course Success Rate (2 of 3)

| Dept. and Associated Courses | | 2012-2013 | | 2013-2014 | | 2014-2015 | | 2015-2016 | |
|------------------------------|---------|-----------|--------------|-----------|--------------|-----------|--------------|-----------|--------------|
| | | Attempted | % Successful | Attempted | % Successful | Attempted | % Successful | Attempted | % Successful |
| Behavioral & Social Sciences | AMH2010 | 499 | 67% | 519 | 69% | 496 | 68% | 587 | 71% |
| | AMH2020 | 779 | 73% | 759 | 71% | 760 | 75% | 926 | 75% |
| | AMH2042 | | | 1 | 100% | | | | |
| | AMH2057 | 30 | 30% | 37 | 57% | 24 | 58% | | |
| | AMH2058 | 32 | 72% | 24 | 67% | 60 | 77% | 57 | 79% |
| | AMH2059 | 27 | 59% | 37 | 84% | 38 | 82% | 23 | 83% |
| | AMH2091 | 145 | 65% | 123 | 63% | 137 | 53% | 98 | 59% |
| | CLP2140 | 392 | 85% | 359 | 74% | 236 | 76% | 247 | 83% |
| | CPO2001 | 187 | 73% | 172 | 65% | 272 | 72% | 169 | 72% |
| | DEP2001 | 38 | 89% | 57 | 65% | 54 | 80% | 35 | 80% |
| | DEP2004 | 1351 | 85% | 1285 | 83% | 1286 | 81% | 1362 | 81% |
| | DEP2402 | 39 | 77% | 36 | 72% | 23 | 78% | 21 | 95% |
| | DEP2481 | 67 | 90% | 46 | 85% | 20 | 90% | 12 | 100% |
| | EUH2000 | 99 | 61% | 46 | 63% | 40 | 65% | 47 | 60% |
| | EUH2001 | 46 | 54% | 18 | 78% | | | | |
| | EUH2905 | 8 | 88% | 1 | 100% | 1 | 100% | 14 | 86% |
| | EXP2420 | 71 | 83% | 68 | 87% | 58 | 81% | 14 | 100% |
| | GEO2000 | 818 | 83% | 913 | 85% | 918 | 80% | 875 | 77% |
| | GEO2420 | 228 | 84% | 240 | 82% | 254 | 77% | 294 | 69% |
| | IDS2191 | 14 | 100% | | | | | | |
| INP1390 | 103 | 81% | 80 | 76% | 82 | 80% | 58 | 79% | |
| INR2002 | 308 | 83% | 326 | 85% | 242 | 85% | 203 | 86% | |

■ Indicates a success rate of 90% or higher
■ Indicates a success rate between 70% and 89%
■ Indicates a success rate below 70%

Course Success Rate (3 of 3)

| Dept. and Associated Courses | | 2012-2013 | | 2013-2014 | | 2014-2015 | | 2015-2016 | |
|------------------------------|--------------|--------------|--------------|--------------|--------------|--------------|--------------|--------------|--------------|
| | | Attempted | % Successful | Attempted | % Successful | Attempted | % Successful | Attempted | % Successful |
| Behavioral & Social Sciences | PHI2001 | 217 | 90% | 340 | 81% | 292 | 78% | 41 | 80% |
| | PHI2010 | | | | | | | 225 | 84% |
| | PHI2100 | 13 | 85% | 13 | 54% | 19 | 89% | 16 | 75% |
| | PHI2600 | 118 | 89% | 112 | 88% | 180 | 82% | 222 | 80% |
| | POS2001 | 28 | 39% | 93 | 51% | 101 | 59% | 71 | 70% |
| | POS2041 | 987 | 81% | 758 | 78% | 797 | 76% | 905 | 78% |
| | POS2112 | 191 | 76% | 257 | 77% | 226 | 67% | 155 | 70% |
| | PPE2001 | 178 | 82% | 144 | 91% | 143 | 82% | 153 | 82% |
| | PSY1012 | 3201 | 76% | 3184 | 73% | 3359 | 74% | 3393 | 75% |
| | PSY2931 | | | 2 | 50% | 2 | 100% | | |
| | PSY2932 | 12 | 75% | | | | | | |
| | PSY2933 | 24 | 83% | 35 | 97% | 25 | 72% | 31 | 97% |
| | PSY2934 | 159 | 91% | 81 | 90% | 36 | 89% | 22 | 95% |
| | PSY2935 | 16 | 100% | 10 | 90% | | | | |
| | PSY2936 | 34 | 71% | 23 | 74% | 14 | 93% | 15 | 93% |
| | PSY2937 | 2 | 100% | | | | | | |
| | REL2300 | 346 | 76% | 165 | 77% | 154 | 81% | | |
| | SOP2002 | 96 | 89% | 105 | 84% | 89 | 98% | 26 | 96% |
| | SOP2772 | 111 | 74% | 85 | 74% | 58 | 83% | 20 | 70% |
| | SYG2000 | 545 | 69% | 632 | 66% | 603 | 72% | 742 | 69% |
| | SYG2010 | 33 | 61% | 29 | 52% | 38 | 71% | 75 | 69% |
| | SYG2430 | 66 | 76% | 16 | 88% | 16 | 69% | 1 | 100% |
| | WOH2012 | 53 | 64% | 52 | 63% | 54 | 54% | 32 | 63% |
| WOH2022 | | | | | 30 | 53% | 39 | 79% | |
| | Total | 11711 | 78% | 11283 | 76% | 11237 | 76% | 11226 | 76% |

Indicates a success rate of 90% or higher

Indicates a success rate between 70% and 89%

Indicates a success rate below 70%

Course Success Rate by Campus – Multiple Campuses Only (1 of 4)

| Major, Associated Courses and Campus | | | 2012-2013 | | 2013-2014 | | 2014-2015 | | 2015-2016 | |
|--------------------------------------|------------------|------------------|-----------|--------------|-----------|--------------|-----------|--------------|-----------|--------------|
| | | | Attempted | % Successful | Attempted | % Successful | Attempted | % Successful | Attempted | % Successful |
| 2007- Human Serv.- Addictions Spec. | HUS1001 | Daytona | | | 33 | 91% | 16 | 69% | 25 | 76% |
| | | Flagler/Palm Cst | | | | | 54 | 83% | 14 | 86% |
| | HUS1332 | Daytona | 28 | 96% | 10 | 100% | 13 | 100% | | |
| | | Flagler/Palm Cst | | | | | 1 | 100% | | |
| | HUS1400 | Daytona | | | 24 | 96% | 19 | 100% | | |
| | | Flagler/Palm Cst | | | | | 32 | 91% | | |
| | HUS1421 | Daytona | | | | | | | 7 | 71% |
| | | Flagler/Palm Cst | | | | | | | 20 | 90% |
| | HUS1423 | Daytona | | | | | | | 21 | 100% |
| | | Flagler/Palm Cst | | | | | | | 18 | 83% |
| | HUS1424 | Daytona | | | | | | | 16 | 100% |
| | | Flagler/Palm Cst | | | | | | | 12 | 100% |
| HUS2111 | Daytona | | | | | | | 2 | 100% | |
| | Flagler/Palm Cst | | | | | | | 14 | 100% | |
| HUS2308 | Daytona | | | | | | | 1 | 100% | |
| | Flagler/Palm Cst | | | | | | | 18 | 89% | |
| HUS2320 | Daytona | | | | | | | 12 | 100% | |
| | Flagler/Palm Cst | | | | | | | 17 | 100% | |
| HUS2441 | Daytona | | | 36 | 94% | 2 | 100% | | | |
| | Flagler/Palm Cst | | | | | 19 | 95% | | | |

■ Indicates a success rate of 90% or higher
■ Indicates a success rate between 70% and 89%
■ Indicates a success rate below 70%

Excludes fully online courses

Source: IR Program Assessment Data

Course Success Rate by Campus – Multiple Campuses Only (2 of 4)

| Dept., Associated Courses and Campus | | 2012-2013 | | 2013-2014 | | 2014-2015 | | 2015-2016 | | | |
|--------------------------------------|------------------|------------------|--------------|-----------|--------------|-----------|--------------|-----------|--------------|------|---|
| | | Attempted | % Successful | Attempted | % Successful | Attempted | % Successful | Attempted | % Successful | | |
| Behavioral & Social Sciences | AMH2010 | Daytona | 117 | 61% | 117 | 51% | 85 | 59% | 97 | 63% | ↑ |
| | | Deland | 58 | 79% | 59 | 90% | 93 | 82% | 86 | 86% | |
| | | Deltona | 18 | 67% | 14 | 79% | | | 39 | 79% | |
| | | Flagler/Palm Cst | 79 | 78% | 73 | 74% | 64 | 63% | 53 | 68% | |
| | | New Smyrna Beach | 36 | 78% | 28 | 82% | | | | | |
| | AMH2020 | Daytona | 152 | 63% | 83 | 67% | 110 | 64% | 176 | 63% | ↑ |
| | | Deland | 128 | 88% | 125 | 88% | 116 | 84% | 101 | 91% | |
| | | Deltona | 56 | 66% | 42 | 50% | 52 | 62% | 43 | 67% | |
| | | Flagler/Palm Cst | 110 | 79% | 95 | 81% | 105 | 75% | 109 | 70% | |
| | | New Smyrna Beach | 16 | 50% | 19 | 79% | | | | | |
| | AMH2058 | Daytona | 10 | 60% | | | | | | | ↑ |
| | | Deland | 9 | 78% | | | | | | | |
| | | Flagler/Palm Cst | 13 | 77% | | | | | | | |
| | AMH2059 | Deland | 27 | 59% | 37 | 84% | 28 | 79% | 22 | 82% | ↑ |
| | | Flagler/Palm Cst | | | | | 10 | 90% | 1 | 100% | |
| | AMH2091 | Daytona | 25 | 80% | 27 | 59% | 44 | 55% | | | ↑ |
| | | Flagler/Palm Cst | 11 | 73% | | | | | | | |
| | CLP2140 | Daytona | 94 | 93% | 87 | 91% | 69 | 93% | 75 | 92% | ↑ |
| | | Deland | 109 | 90% | 61 | 75% | | | | | |
| | | Flagler/Palm Cst | 81 | 90% | 65 | 82% | 55 | 89% | 40 | 95% | |
| | | New Smyrna Beach | 15 | 67% | | | | | | | |
| | CPO2001 | Daytona | 46 | 80% | 98 | 60% | 117 | 71% | | | ↑ |
| | | Deland | 48 | 96% | 17 | 82% | 52 | 100% | | | |
| | | Flagler/Palm Cst | 11 | 100% | | | | | | | |
| | DEP2004 | Daytona | 565 | 88% | 387 | 89% | 361 | 86% | 384 | 89% | ↑ |
| | | Deland | 298 | 89% | 218 | 85% | 171 | 84% | 141 | 91% | |
| Deltona | | | | 35 | 69% | 71 | 85% | 61 | 80% | | |
| Flagler/Palm Cst | | 105 | 95% | 123 | 93% | 125 | 98% | 127 | 91% | | |
| New Smyrna Beach | | 39 | 72% | 21 | 90% | 21 | 62% | 35 | 63% | | |
| DEP2481 | Daytona | 67 | 90% | 46 | 85% | 19 | 89% | 12 | 100% | ↑ | |
| | Flagler/Palm Cst | | | | | 1 | 100% | | | | |

Indicates a success rate of 90% or higher

Indicates a success rate between 70% and 89%




Indicates a success rate below 70%

Excludes fully online courses

Source: IR Program Assessment Data

Course Success Rate by Campus – Multiple Campuses Only (3 of 4)

| Dept., Associated Courses and Campus | | | 2012-2013 | | 2013-2014 | | 2014-2015 | | 2015-2016 | |
|--------------------------------------|------------------|------------------|-----------|--------------|-----------|--------------|-----------|--------------|-----------|--------------|
| | | | Attempted | % Successful | Attempted | % Successful | Attempted | % Successful | Attempted | % Successful |
| Behavioral & Social Sciences | EUH2905 | Deland | 8 | 88% | | | | | 13 | 85% |
| | | Flagler/Palm Cst | | | 1 | 100% | 1 | 100% | 1 | 100% |
| | GEO2000 | Daytona | 262 | 89% | 260 | 91% | 269 | 86% | 219 | 89% |
| | | Deland | 155 | 79% | 130 | 92% | 110 | 92% | 98 | 87% |
| | | Deltona | 14 | 93% | | | | | | |
| | | New Smyrna Beach | | | | | 9 | 67% | 39 | 64% |
| | INR2002 | Daytona | 77 | 90% | 79 | 89% | 78 | 79% | 71 | 85% |
| | | Deland | 57 | 93% | 79 | 92% | 20 | 95% | 20 | 100% |
| | | Flagler/Palm Cst | 18 | 89% | 39 | 90% | 27 | 93% | | |
| | PHI2001 | Daytona | 100 | 91% | 86 | 85% | 77 | 95% | | |
| | | Deland | 75 | 92% | 59 | 92% | | | | |
| | | Flagler/Palm Cst | 42 | 86% | 55 | 85% | 31 | 90% | | |
| | PHI2010 | Daytona | | | | | | | 79 | 90% |
| | | Flagler/Palm Cst | | | | | | | 68 | 84% |
| | PHI2600 | Daytona | 80 | 91% | 80 | 84% | 42 | 93% | 40 | 85% |
| | | Flagler/Palm Cst | 38 | 84% | 32 | 100% | 51 | 90% | 56 | 86% |
| | POS2041 | Daytona | 280 | 81% | 241 | 76% | 225 | 67% | 250 | 71% |
| | | Deland | 216 | 95% | 71 | 89% | 102 | 94% | 55 | 89% |
| | | Deltona | | | 21 | 86% | 22 | 77% | 44 | 80% |
| | | Flagler/Palm Cst | 132 | 71% | 119 | 89% | 128 | 86% | 122 | 77% |
| New Smyrna Beach | | | | 19 | 84% | 16 | 75% | 26 | 85% | |
| POS2112 | Daytona | 77 | 64% | 77 | 78% | 33 | 67% | | | |
| | Flagler/Palm Cst | | | | | 17 | 65% | | | |
| PPE2001 | Daytona | 42 | 90% | 38 | 82% | 19 | 100% | 22 | 82% | |
| | Deland | 60 | 80% | 45 | 96% | 1 | 100% | | | |
| | Flagler/Palm Cst | 61 | 80% | 61 | 93% | 49 | 82% | 17 | 88% | |
| | New Smyrna Beach | 15 | 73% | | | | | | | |

 Indicates a success rate of 90% or higher
 Indicates a success rate between 70% and 89%
 Indicates a success rate below 70%

Excludes fully online courses

Source: IR Program Assessment Data

Course Success Rate by Campus – Multiple Campuses Only (4 of 4)

| Dept., Associated Courses and Campus | | 2012-2013 | | 2013-2014 | | 2014-2015 | | 2015-2016 | | | |
|--------------------------------------|---------|------------------|--------------|-----------|--------------|-----------|--------------|-----------|--------------|------|---|
| | | Attempted | % Successful | Attempted | % Successful | Attempted | % Successful | Attempted | % Successful | | |
| Behavioral & Social Sciences | PSY1012 | Daytona | 1135 | 79% | 1168 | 77% | 1194 | 79% | 1200 | 82% | ↑ |
| | | Deland | 593 | 75% | 435 | 73% | 470 | 76% | 411 | 75% | |
| | | Deltona | 218 | 85% | 219 | 74% | 177 | 65% | 157 | 83% | ↑ |
| | | Flagler/Palm Cst | 361 | 87% | 345 | 83% | 427 | 83% | 404 | 81% | |
| | | New Smyrna Beach | 198 | 68% | 131 | 69% | 87 | 72% | 119 | 68% | |
| | PSY2933 | Daytona | 2 | 100% | 4 | 100% | | | | | |
| | | Flagler/Palm Cst | 22 | 82% | 31 | 97% | | | 1 | 100% | ↑ |
| | PSY2934 | Deland | 86 | 95% | 39 | 87% | | | 22 | 95% | ↑ |
| | | Flagler/Palm Cst | 73 | 85% | 42 | 93% | 36 | 89% | | | |
| | REL2300 | Daytona | 147 | 74% | 114 | 73% | 111 | 82% | | | ↑ |
| | | Deland | 90 | 89% | 27 | 96% | | | | | |
| | | Deltona | 22 | 91% | | | 20 | 85% | | | |
| | | New Smyrna Beach | 13 | 100% | 24 | 75% | 23 | 74% | | | |
| | SOP2002 | Daytona | 56 | 88% | 48 | 92% | 57 | 96% | | | ↑ |
| | | Deland | 18 | 83% | 14 | 93% | 15 | 100% | | | |
| | | Flagler/Palm Cst | 22 | 95% | 21 | | 17 | 100% | | | |
| | SYG2000 | Daytona | 229 | 70% | 228 | 73% | 205 | 78% | 216 | 73% | |
| | | Deland | 87 | 80% | 53 | 91% | 24 | 88% | | | |
| | | New Smyrna Beach | 13 | 92% | | | | | | | |
| | WOH2012 | Daytona | 40 | 65% | 52 | 63% | 54 | 54% | 32 | 63% | ↑ |
| Flagler/Palm Cst | | 13 | 62% | | | | | | | | |

■ Indicates a success rate of 90% or higher
■ Indicates a success rate between 70% and 89%
■ Indicates a success rate below 70%

Excludes fully online courses

Source: IR Program Assessment Data

Course Success Rate by Campus Totals

| Major or Dept. and Campus | | 2012-2013 | | 2013-2014 | | 2014-2015 | | 2015-2016 | | |
|--|---------------------|-----------|--------------|-----------|--------------|-----------|--------------|-----------|--------------|---|
| | | Attempted | % Successful | Attempted | % Successful | Attempted | % Successful | Attempted | % Successful | |
| 2007- Human Serv.- Addictions Spec. | Daytona | 28 | 96% | 398 | 95% | 275 | 94% | 232 | 90% | ↑ |
| | Flagler/Palm Cst | | | | | 106 | 88% | 113 | 92% | |
| | Total | 28 | 96% | 398 | 95% | 381 | 92% | 345 | 90% | |
| Behavioral & Social Sciences | Daytona | 3810 | 80% | 3488 | 78% | 3308 | 79% | 3069 | 80% | ↑ |
| | Deland | 2199 | 84% | 1529 | 84% | 1249 | 84% | 995 | 84% | |
| | Deltona | 328 | 82% | 331 | 72% | 342 | 70% | 344 | 80% | |
| | Flagler/Palm Cst | 1208 | 84% | 1113 | 86% | 1144 | 84% | 999 | 81% | |
| | New Smyrna Beach | 347 | 71% | 242 | 75% | 156 | 71% | 219 | 68% | |
| | Total | 7892 | 82% | 6703 | 81% | 6199 | 80% | 5626 | 81% | |
| Total | | 7920 | 82% | 7101 | 81% | 6580 | 81% | 5971 | 81% | ↑ |

Excludes fully online courses

■ Indicates a success rate of 90% or higher
■ Indicates a success rate between 70% and 89%
■ Indicates a success rate below 70%

Course Success Rate By Instructional Method – Multiple Methods Only (1 of 4)

| Major, Associated Courses and Instructional Method | | | 2012-2013 | | 2013-2014 | | 2014-2015 | | 2015-2016 | |
|--|---------|---------|-----------|--------------|-----------|--------------|-----------|--------------|-----------|--------------|
| | | | Attempted | % Successful | Attempted | % Successful | Attempted | % Successful | Attempted | % Successful |
| 2007- Human Serv.- Addictions Spec. | HUS1001 | Lecture | | | | | | | 39 | 79% |
| | | Online | | | | | | | 32 | 56% |
| | HUS1332 | DIS | | | 1 | 100% | 1 | 100% | | |
| | | Lecture | 28 | 96% | 9 | 100% | 13 | 100% | | |
| | HUS1400 | DIS | | | | | 1 | 100% | 1 | 100% |
| | | Lecture | | | 24 | 96% | 50 | 94% | 21 | 81% |
| | HUS1421 | DIS | | | 1 | 100% | | | 1 | 100% |
| | | Lecture | | | 20 | 100% | 16 | 88% | 26 | 85% |
| | HUS1423 | DIS | | | 3 | 100% | | | | |
| | | Lecture | | | 23 | 96% | 26 | 96% | | |
| | HUS1424 | DIS | | | | | 1 | 100% | | |
| | | Lecture | | | 34 | 97% | 27 | 100% | | |
| | HUS1450 | DIS | | | 4 | 100% | | | | |
| | | Lecture | | | | | 20 | 100% | | |
| | HUS2111 | DIS | | | | | | | 2 | 100% |
| | | Lecture | | | | | | | 14 | 100% |
| | HUS2308 | DIS | | | 1 | 100% | 5 | 100% | 1 | 100% |
| Lecture | | | | | | 15 | 100% | 18 | 89% | |
| HUS2320 | Hybrid | | | | | | | 12 | 100% | |
| | Lecture | | | | | | | 17 | 100% | |
| HUS2441 | DIS | | | | | 2 | 100% | 4 | 100% | |
| | Lecture | | | 36 | 94% | 19 | 95% | 11 | 91% | |
| HUS2500 | DIS | | | | | | | 1 | 100% | |
| | Lecture | | | 26 | 100% | | | | | |
| | Hybrid | | | | | | | 16 | 75% | |
| | Online | | | 18 | 61% | 41 | 66% | 17 | 53% | |
| PSB2442 | DIS | | | | | 4 | 100% | 1 | 100% | |
| | Lecture | | | 26 | 92% | 12 | 92% | 26 | 77% | |
| | Online | | | | | 14 | 71% | | | |

Indicates a success rate of 90% or higher
 Indicates a success rate between 70% and 89%
 Indicates a success rate below 70%

Course Success Rate By Instructional Method – Multiple Methods Only (2 of 4)

| Dept., Associated Courses and Instructional Method | | | 2012-2013 | | 2013-2014 | | 2014-2015 | | 2015-2016 | | |
|--|---------|---------|-----------|--------------|-----------|--------------|-----------|--------------|-----------|--------------|---|
| | | | Attempted | % Successful | Attempted | % Successful | Attempted | % Successful | Attempted | % Successful | |
| Behavioral & Social Sciences | AMH2010 | Hybrid | | | | | | | 59 | 76% | ↑ |
| | | Lecture | 308 | 71% | 291 | 69% | 242 | 69% | 216 | 73% | |
| | | Online | 191 | 60% | 228 | 68% | 254 | 67% | 312 | 69% | |
| | AMH2020 | Hybrid | | | | | | | 16 | 75% | ↑ |
| | | Lecture | 462 | 74% | 364 | 77% | 383 | 73% | 413 | 71% | |
| | | Online | 317 | 73% | 395 | 66% | 377 | 76% | 497 | 78% | |
| | AMH2058 | Lecture | 32 | 72% | | | | | | | |
| | | Online | | | 24 | 67% | 60 | 77% | | | |
| | AMH2059 | DIS | | | | | | | 1 | 100% | |
| | | Lecture | | | | | | | 22 | 82% | |
| | AMH2091 | Lecture | 36 | 78% | 27 | 59% | 44 | 55% | | | |
| | | Online | 109 | 61% | 96 | 65% | 93 | 53% | | | |
| | CLP2140 | DIS | | | 2 | 100% | 2 | 100% | | | |
| | | Lecture | 299 | 90% | 211 | 83% | 122 | 91% | 115 | 93% | ↑ |
| | | Online | 93 | 71% | 146 | 60% | 112 | 60% | 132 | 74% | |
| | CPO2001 | Hybrid | | | 52 | 58% | 61 | 79% | 55 | 73% | ↑ |
| | | Lecture | 105 | 90% | 63 | 68% | 108 | 81% | 50 | 70% | |
| | | Online | 82 | 51% | 57 | 67% | 103 | 60% | 64 | 72% | ↑ |
| | DEP2004 | DIS | 1 | 100% | 6 | 100% | 4 | 100% | | | ↑ |
| | | Lecture | 1006 | 88% | 778 | 88% | 745 | 87% | 748 | 88% | |
| Online | | 344 | 77% | 501 | 76% | 537 | 74% | 614 | 73% | | |
| DEP2481 | DIS | | | | | 1 | 100% | | | ↑ | |
| | Lecture | 67 | 90% | 46 | 85% | 19 | 89% | | | | |
| EUH2000 | DIS | 7 | 100% | | | | | | | ↑ | |
| | Online | 92 | 58% | 46 | 63% | 40 | 65% | | | | |
| EUH2905 | DIS | | | 1 | 100% | 1 | 100% | 1 | 100% | | |
| | Hybrid | 8 | 88% | | | | | 13 | 85% | | |
| GEO2000 | Lecture | 431 | 86% | 390 | 92% | 388 | 87% | 356 | 86% | | |
| | Online | 387 | 80% | 523 | 80% | 530 | 75% | 519 | 71% | | |

Indicates a success rate of 90% or higher
 Indicates a success rate between 70% and 89%
 Indicates a success rate below 70%

Course Success Rate By Instructional Method – Multiple Methods Only (3 of 4)

| Dept., Associated Courses and Instructional Method | | | 2012-2013 | | 2013-2014 | | 2014-2015 | | 2015-2016 | | |
|--|---------|---------|-----------|--------------|-----------|--------------|-----------|--------------|-----------|--------------|---|
| | | | Attempted | % Successful | Attempted | % Successful | Attempted | % Successful | Attempted | % Successful | |
| Behavioral & Social Sciences | GEO2420 | Lecture | 56 | 86% | 60 | 95% | 47 | 98% | 39 | 97% | |
| | | Online | 172 | 83% | 180 | 77% | 207 | 72% | 255 | 65% | |
| | INR2002 | Lecture | 152 | 91% | 197 | 90% | 125 | 85% | 91 | 88% | ↑ |
| | | Online | 156 | 76% | 129 | 78% | 117 | 85% | 112 | 85% | |
| | PHI2001 | Lecture | 217 | 90% | 200 | 87% | 108 | 94% | | | |
| | | Online | | | 140 | 71% | 184 | 69% | | | |
| | PHI2010 | Lecture | | | | | | | 147 | 87% | |
| | | Online | | | | | | | 78 | 78% | |
| | PHI2600 | Lecture | 118 | 89% | 112 | 88% | 93 | 91% | 96 | 85% | |
| | | Online | | | | | 87 | 71% | 126 | 76% | ↑ |
| | POS2041 | Hybrid | | | | | | | 109 | 75% | |
| | | Lecture | 628 | 84% | 471 | 82% | 493 | 78% | 388 | 76% | |
| | | Online | 359 | 75% | 287 | 72% | 304 | 73% | 408 | 81% | ↑ |
| | POS2112 | Lecture | 77 | 64% | 77 | 78% | 50 | 66% | | | |
| | | Online | 114 | 84% | 180 | 77% | 176 | 67% | | | |
| | PPE2001 | DIS | 4 | 100% | 7 | 100% | 5 | 100% | | | |
| | | Lecture | 174 | 82% | 137 | 91% | 64 | 86% | 39 | 85% | |
| Online | | | | | | 74 | 77% | 114 | 81% | ↑ | |
| PSY1012 | DIS | | | | | 1 | 100% | 1 | 100% | | |
| | Lecture | 2505 | 79% | 2298 | 77% | 2354 | 78% | | | ↑ | |
| | Online | 696 | 66% | 886 | 65% | 1004 | 64% | 30 | 97% | ↑ | |

■ Indicates a success rate of 90% or higher
■ Indicates a success rate between 70% and 89%
■ Indicates a success rate below 70%

Course Success Rate By Instructional Method – Multiple Methods Only (4 of 4)

| Dept., Associated Courses and Instructional Method | | | 2012-2013 | | 2013-2014 | | 2014-2015 | | 2015-2016 | | |
|--|---------|---------|-----------|--------------|-----------|--------------|-----------|--------------|-----------|--------------|---|
| | | | Attempted | % Successful | Attempted | % Successful | Attempted | % Successful | Attempted | % Successful | |
| Behavioral & Social Sciences | PSY2933 | DIS | 6 | 83% | 6 | 100% | | | 1 | 100% | ↑ |
| | | Lecture | 18 | 83% | 29 | 97% | | | | | ↑ |
| | | Online | | | | | 25 | 72% | 30 | 97% | |
| | REL2300 | Hybrid | 47 | 81% | 52 | 62% | 62 | 79% | | | |
| | | Lecture | 225 | 82% | 113 | 84% | 92 | 83% | | | |
| | | Online | 74 | 55% | | | | | | | |
| | SOP2002 | DIS | | | | | 1 | 100% | | | |
| | | Lecture | 96 | 89% | 83 | 89% | 88 | 98% | | | ↑ |
| | | Online | | | 22 | 64% | | | | | |
| | SYG2000 | DIS | | | | | 1 | 100% | | | |
| | | Lecture | 329 | 74% | 281 | 77% | 228 | 79% | 216 | 73% | |
| | | Online | 216 | 62% | 351 | 58% | 374 | 68% | 526 | 68% | |
| | SYG2430 | DIS | | | | | 1 | 100% | | | |
| | | Online | 66 | 76% | 16 | 88% | 15 | 67% | | | |
| WOH2022 | DIS | | | | | 1 | 100% | 1 | 100% | | |
| | Online | | | | | 29 | 52% | 38 | 79% | ↑ | |

■ Indicates a success rate of 90% or higher
■ Indicates a success rate between 70% and 89%
■ Indicates a success rate below 70%




Course Success Rate By Instructional Method Totals

| Major or Dept., and Instructional Method | | 2012-2013 | | 2013-2014 | | 2014-2015 | | 2015-2016 | |
|--|---------|-----------|--------------|-----------|--------------|-----------|--------------|-----------|--------------|
| | | Attempted | % Successful | Attempted | % Successful | Attempted | % Successful | Attempted | % Successful |
| 2007- Human Serv.- Addictions Spec. | DIS | | | 10 | 100% | 14 | 100% | 11 | 100% |
| | Hybrid | | | | | | | 28 | 86% |
| | Lecture | 28 | 96% | 331 | 96% | 323 | 91% | 272 | 89% |
| | OJT | | | 57 | 91% | 44 | 98% | 34 | 100% |
| | Online | | | 18 | 61% | 55 | 67% | 49 | 55% |
| | Total | 28 | 96% | 416 | 94% | 436 | 89% | 394 | 86% |
| Behavioral & Social Sciences | DIS | 20 | 95% | 25 | 96% | 20 | 100% | 3 | 100% |
| | Hybrid | 55 | 82% | 104 | 60% | 123 | 79% | 303 | 74% |
| | Lecture | 7817 | 82% | 6574 | 81% | 6056 | 80% | 5318 | 81% |
| | Online | 3819 | 71% | 4580 | 69% | 5038 | 70% | 5600 | 72% |
| | Total | 11711 | 78% | 11283 | 76% | 11237 | 76% | 11226 | 76% |
| DSC | Hybrid | | 82% | | 81% | | 83% | | 81% |
| | Lecture | | 77% | | 77% | | 78% | | 80% |
| | Online | | 76% | | 75% | | 76% | | 78% |

■ Indicates a success rate of 90% or higher
■ Indicates a success rate between 70% and 89%
■ Indicates a success rate below 70%




Course Success Rates- Multiple Sessions or Sub-sessions Only (1 of 7)

| Major, Associated Courses and Sub-session | | | | 2012-2013 | | 2013-2014 | | 2014-2015 | | 2015-2016 | |
|---|---------|----|-----------|-----------|--------------|-----------|--------------|-----------|--------------|-----------|--------------|
| | | | | Attempted | % Successful | Attempted | % Successful | Attempted | % Successful | Attempted | % Successful |
| 2007- Human Serv.- Addictions Spec. | HUS1001 | FA | Full term | | | 33 | 91% | 38 | 82% | 39 | 79% |
| | | SP | Full term | | | | | 32 | 78% | 32 | 56% |
| | HUS1332 | FA | Full term | | | | | 13 | 100% | | |
| | | SP | Full term | 28 | 96% | 9 | 100% | 1 | 100% | | |
| | | SU | Full term | | | 1 | 100% | | | | |
| | HUS1400 | FA | Full term | | | | | 18 | 100% | 21 | 81% |
| | | SP | Full term | | | 24 | 96% | 32 | 91% | | |
| | | SU | Full term | | | | | 1 | 100% | 1 | 100% |
| | HUS1421 | FA | Full term | | | 20 | 100% | 8 | 75% | 26 | 85% |
| | | SP | Full term | | | 1 | 100% | 8 | 100% | | |
| | | SU | Full term | | | | | | | 1 | 100% |
| | HUS1423 | FA | Full term | | | 23 | 96% | 15 | 93% | 31 | 90% |
| | | SP | Full term | | | 3 | 100% | 11 | 100% | 8 | 100% |
| | HUS1424 | FA | Full term | | | 16 | 94% | 17 | 100% | | |
| | | SP | Full term | | | 18 | 100% | 11 | 100% | | |
| | HUS1850 | FA | Full term | | | 3 | 100% | 2 | 100% | 3 | 100% |
| | | SP | Full term | | | 12 | 83% | 6 | 100% | 3 | 100% |
| | | SU | Full term | | | | | 7 | 100% | 4 | 100% |

 Indicates a success rate of 90% or higher
 Indicates a success rate between 70% and 89%
 Indicates a success rate below 70%

Course Success Rates- Multiple Sessions or Sub-sessions Only (2 of 7)

| Major, Associated Courses and Sub-session | | | 2012-2013 | | 2013-2014 | | 2014-2015 | | 2015-2016 | |
|---|---------|-----------|-----------|--------------|-----------|--------------|-----------|--------------|-----------|--------------|
| | | | Attempted | % Successful | Attempted | % Successful | Attempted | % Successful | Attempted | % Successful |
| 2007 - Human Serv.- Addictions Spec. | HUS2308 | FA | Full term | | | | 4 | 100% | 18 | 89% |
| | | SP | Full term | | 1 | 100% | 1 | 100% | | |
| | | SU | Full term | | | | 15 | 100% | 1 | 100% |
| | HUS2424 | FA | Full term | | 27 | 93% | | | | |
| | | SP | Full term | | 20 | 95% | | | | |
| | HUS2441 | FA | Full term | | 14 | 93% | 19 | 95% | 4 | 100% |
| | | SP | Full term | | 22 | 95% | | | 11 | 91% |
| | | SU | Full term | | | | 2 | 100% | | |
| | HUS2500 | FA | Full term | | 18 | 61% | 8 | 63% | 1 | 100% |
| | | SP | Full term | | 26 | 100% | 26 | 65% | 16 | 75% |
| | | SU | Full term | | | | 7 | 71% | 17 | 53% |
| | HUS2520 | FA | Full term | | 8 | 88% | | | | |
| | | SP | Full term | | 16 | 100% | 22 | 95% | | |
| | HUS2851 | FA | Full term | | 19 | 95% | 7 | 100% | 4 | 100% |
| | | SP | Full term | | 3 | 67% | 4 | 100% | 3 | 100% |
| | | SU | Full term | | | | 5 | 100% | 4 | 100% |
| | HUS2852 | FA | Full term | | 6 | 100% | 3 | 100% | 4 | 100% |
| | | SP | Full term | | 14 | 93% | 7 | 86% | 5 | 100% |
| SU | | Full term | | | | 3 | 100% | 4 | 100% | |
| HUS2933 | FA | A term | | 23 | 100% | 15 | 87% | | | |
| | SP | A term | | 6 | 100% | | | | | |
| PSB2442 | FA | Full term | | | | 12 | 92% | 26 | 77% | |
| | SP | B term | | 6 | 100% | | | | | |
| | | Full term | | 20 | 90% | 4 | 100% | 1 | 100% | |
| | SU | Full term | | | | 14 | 71% | | | |

 Indicates a success rate of 90% or higher
 Indicates a success rate between 70% and 89%
 Indicates a success rate below 70%

Course Success Rates- Multiple Sessions or Sub-sessions Only (3 of 7)

| Dept., Associated Courses and Sub-session | | | 2012-2013 | | 2013-2014 | | 2014-2015 | | 2015-2016 | | |
|---|---------|--------------|-----------|--------------|-----------|--------------|-----------|--------------|-----------|--------------|-----|
| | | | Attempted | % Successful | Attempted | % Successful | Attempted | % Successful | Attempted | % Successful | |
| Behavioral & Social Sciences | AMH2010 | FA A term | | | | | | | 72 | 65% | |
| | | FA B term | | | | | | | 39 | 74% | |
| | | FA Full term | 206 | 69% | 206 | 67% | 201 | 67% | 179 | 75% | |
| | | SP A term | | | | | | | | 63 | 83% |
| | | SP B term | 18 | 67% | 14 | 79% | 21 | 57% | 38 | 53% | |
| | | SP Full term | 188 | 62% | 166 | 63% | 176 | 65% | 111 | 65% | |
| | | SU Full term | 87 | 72% | 133 | 77% | 98 | 78% | 85 | 74% | |
| | AMH2020 | FA A term | | | | | | | | 45 | 71% |
| | | FA B term | 88 | 70% | 63 | 75% | 66 | 80% | 90 | 86% | |
| | | FA Full term | 245 | 77% | 256 | 72% | 239 | 70% | 256 | 77% | |
| | | SP A term | 17 | 71% | | | | | | 65 | 82% |
| | | SP B term | 40 | 65% | 79 | 61% | 45 | 76% | 77 | 68% | |
| | | SP Full term | 313 | 70% | 261 | 72% | 302 | 73% | 239 | 72% | |
| | | SU Full term | 76 | 82% | 100 | 70% | 108 | 85% | 154 | 74% | |
| | AMH2057 | FA Full term | | | 13 | 46% | 14 | 64% | | | |
| | | SP Full term | 30 | 30% | 24 | 63% | 10 | 50% | | | |
| | AMH2058 | FA Full term | 32 | 72% | 24 | 67% | 34 | 82% | 23 | 74% | |
| | | SP Full term | | | | | 26 | 69% | 34 | 82% | |
| | AMH2059 | FA Full term | | | | | 10 | 90% | 1 | 100% | |
| | | SP Full term | 27 | 59% | 37 | 84% | 28 | 79% | 22 | 82% | |
| | AMH2091 | FA Full term | 44 | 57% | 47 | 53% | 54 | 52% | 37 | 70% | |
| | | SP Full term | 53 | 62% | 40 | 68% | 53 | 47% | 41 | 49% | |
| | | SU Full term | 48 | 75% | 36 | 72% | 30 | 67% | 20 | 60% | |
| | CLP2140 | FA Full term | 188 | 87% | 151 | 81% | 97 | 84% | 97 | 87% | |
| | | SP Full term | 204 | 83% | 165 | 74% | 102 | 74% | 119 | 84% | |
| | | SU Full term | | | 43 | 49% | 37 | 65% | 31 | 68% | |
| | CPO2001 | FA B term | | | 25 | 80% | 24 | 75% | | | |
| FA Full term | | 85 | 72% | 37 | 59% | 73 | 73% | 45 | 67% | | |
| SP B term | | | | | | 16 | 50% | | | | |
| SP Full term | | 81 | 80% | 104 | 63% | 149 | 74% | 124 | 73% | | |
| SU Full term | | 21 | 48% | 6 | 67% | 10 | 80% | | | | |




Indicates a success rate of 90% or higher

Indicates a success rate between 70% and 89%

Indicates a success rate below 70%

Course Success Rates- Multiple Sessions or Sub-sessions Only (4 of 7)

| Dept., Associated Courses and Sub-session | | | 2012-2013 | | 2013-2014 | | 2014-2015 | | 2015-2016 | |
|---|--------------|--------------|-----------|--------------|-----------|--------------|-----------|--------------|-----------|--------------|
| | | | Attempted | % Successful | Attempted | % Successful | Attempted | % Successful | Attempted | % Successful |
| Behavioral & Social Science | DEP2004 | FA A term | 23 | 96% | | | | | 39 | 74% |
| | | FA B term | | | 43 | 74% | 99 | 74% | 46 | 61% |
| | | FA Full term | 548 | 88% | 445 | 83% | 429 | 82% | 434 | 82% |
| | | SP A term | | | | | 38 | 79% | 53 | 72% |
| | | SP B term | 33 | 70% | 130 | 73% | 77 | 62% | 90 | 58% |
| | | SP Full term | 507 | 80% | 403 | 83% | 414 | 81% | 500 | 84% |
| | DEP2481 | SU Full term | 240 | 92% | 264 | 90% | 229 | 90% | 200 | 89% |
| | | FA Full term | 28 | 82% | 26 | 85% | 1 | 100% | | |
| | EUH2000 | SP Full term | 39 | 95% | 20 | 85% | 19 | 89% | | |
| | | FA Full term | 31 | 61% | 11 | 64% | 19 | 58% | 20 | 75% |
| | | SP Full term | 24 | 54% | 23 | 57% | 21 | 71% | 27 | 48% |
| | EUH2001 | SU Full term | 44 | 64% | 12 | 75% | | | | |
| | | FA Full term | 27 | 52% | 9 | 78% | | | | |
| | EUH2905 | SP Full term | 19 | 58% | 9 | 78% | | | | |
| | | FA Full term | | | | | 1 | 100% | | |
| | EXP2420 | SP Full term | 8 | 88% | 1 | 100% | | | | |
| | | FA Full term | 33 | 85% | 29 | 93% | 29 | 83% | | |
| | GEO2000 | SP Full term | 38 | 82% | 39 | 82% | 29 | 79% | | |
| | | FA A term | | | | | | | 42 | 71% |
| | | FA B term | | | 54 | 61% | 43 | 60% | 59 | 63% |
| | | FA Full term | 340 | 81% | 372 | 88% | 321 | 82% | 266 | 80% |
| | | SP A term | | | | | | | 43 | 72% |
| | | SP B term | | | 33 | 58% | 37 | 46% | 71 | 58% |
| | GEO2420 | SP Full term | 344 | 81% | 326 | 88% | 359 | 81% | 269 | 80% |
| SU Full term | | 134 | 93% | 128 | 86% | 158 | 91% | 125 | 83% | |
| FA Full term | | 69 | 86% | 95 | 81% | 80 | 79% | 106 | 60% | |
| INP1390 | SP Full term | 101 | 77% | 97 | 84% | 117 | 74% | 129 | 75% | |
| | SU Full term | 58 | 93% | 48 | 79% | 57 | 81% | 59 | 73% | |
| INP1390 | FA Full term | 36 | 78% | 29 | 83% | 24 | 83% | 21 | 71% | |
| | SP Full term | 39 | 82% | 34 | 68% | 27 | 74% | 19 | 84% | |
| | SU Full term | 28 | 82% | 17 | 82% | 31 | 84% | 18 | 83% | |

 Indicates a success rate of 90% or higher
 Indicates a success rate between 70% and 89%
 Indicates a success rate below 70%

Course Success Rates- Multiple Sessions or Sub-sessions Only (5 of 7)

| Dept., Associated Courses and Sub-session | | | | 2012-2013 | | 2013-2014 | | 2014-2015 | | 2015-2016 | | |
|---|-----------|-----------|-----------|-----------|--------------|-----------|--------------|-----------|--------------|-----------|--------------|---|
| | | | | Attempted | % Successful | Attempted | % Successful | Attempted | % Successful | Attempted | % Successful | |
| Behavioral & Social Sciences | INR2002 | FA | Full term | 99 | 86% | 145 | 82% | 121 | 85% | 79 | 87% | ↑ |
| | | SP | Full term | 133 | 85% | 124 | 90% | 91 | 86% | 92 | 84% | ↑ |
| | | SU | Full term | 76 | 76% | 57 | 84% | 30 | 83% | 32 | 91% | |
| | PHI2001 | FA | Full term | 128 | 88% | 127 | 82% | 92 | 79% | | | |
| | | SP | B term | | | 35 | 57% | | | | | |
| | | | Full term | 89 | 94% | 128 | 83% | 125 | 79% | | | |
| | PHI2010 | SU | Full term | | | 50 | 88% | 75 | 75% | | | |
| | | FA | Full term | | | | | | | 108 | 82% | |
| | PHI2100 | SP | Full term | | | | | | | 117 | 85% | |
| | | FA | Full term | | | 13 | 54% | | | | | |
| | PHI2600 | SP | Full term | 13 | 85% | | | 19 | 89% | | | |
| | | FA | Full term | 59 | 86% | 51 | 90% | 100 | 85% | 99 | 82% | ↑ |
| | | SP | Full term | 59 | 92% | 61 | 87% | 80 | 78% | 77 | 81% | ↑ |
| | POS2001 | SU | 46 | 76% | | | | | | | | |
| | | FA | Full term | | | 40 | 55% | 46 | 65% | 23 | 61% | ↑ |
| | | SP | Full term | 28 | 39% | 38 | 50% | 36 | 53% | 25 | 56% | ↑ |
| | POS2041 | SU | Full term | | | 15 | 40% | 19 | 58% | 23 | 96% | ↑ |
| | | FA | A term | | | | | | | 77 | 79% | ↑ |
| | | | B term | 55 | 67% | 32 | 78% | 33 | 73% | 54 | 80% | ↑ |
| | | | Full term | 413 | 79% | 287 | 72% | 342 | 74% | 275 | 77% | ↑ |
| | | SP | A term | | | | | | | 60 | 95% | ↑ |
| | | | B term | 37 | 62% | 28 | 71% | 60 | 70% | 88 | 76% | ↑ |
| | Full term | | 355 | 83% | 274 | 79% | 259 | 79% | 233 | 74% | ↑ | |
| SU | Full term | 127 | 90% | 137 | 91% | 103 | 83% | 118 | 84% | ↑ | | |
| POS2112 | FA | B term | | | 43 | 93% | 24 | 79% | 28 | 68% | ↑ | |
| | | Full term | 70 | 66% | 71 | 75% | 83 | 59% | 29 | 59% | ↑ | |
| | SP | B term | | | 31 | 48% | 25 | 76% | 17 | 76% | ↑ | |
| | | Full term | 81 | 79% | 66 | 83% | 40 | 58% | 38 | 74% | ↑ | |
| | | SU | Full term | 40 | 88% | 46 | 78% | 54 | 76% | 43 | 72% | ↑ |
| PPE2001 | FA | Full term | 98 | 83% | 84 | 90% | 70 | 83% | 68 | 84% | ↑ | |
| | SP | Full term | 80 | 81% | 57 | 91% | 70 | 80% | 53 | 89% | ↑ | |
| | SU | Full term | | | 3 | 100% | 3 | 100% | 32 | 66% | ↑ | |

Indicates a success rate of 90% or higher
 Indicates a success rate between 70% and 89%
 Indicates a success rate below 70%

Course Success Rates- Multiple Sessions or Sub-sessions Only (6 of 7)

| Dept., Associated Courses and Sub-session | | | 2012-2013 | | 2013-2014 | | 2014-2015 | | 2015-2016 | | |
|---|--------------|--------------|-----------|--------------|-----------|--------------|-----------|--------------|-----------|--------------|---|
| | | | Attempted | % Successful | Attempted | % Successful | Attempted | % Successful | Attempted | % Successful | |
| Behavioral & Social Science | PSY1012 | A term | 77 | 97% | | | | | 107 | 56% | |
| | | FA B term | 171 | 78% | 232 | 73% | 182 | 63% | 225 | 66% | ↑ |
| | | Full term | 1218 | 77% | 1289 | 73% | 1444 | 77% | 1310 | 78% | |
| | | SP A term | 24 | 92% | 34 | 76% | 18 | 89% | 73 | 81% | |
| | | B term | 118 | 63% | 82 | 43% | 109 | 55% | 99 | 54% | |
| | | Full term | 1157 | 71% | 1145 | 73% | 1213 | 73% | 1137 | 76% | ↑ |
| | | SU Full term | 436 | 83% | 402 | 81% | 393 | 77% | 442 | 77% | |
| | PSY2931 | FA Full term | | | 1 | 0% | 2 | 100% | | | |
| | | SP Full term | | | 1 | 100% | | | | | |
| | PSY2933 | FA B term | | | | | | | 1 | 100% | |
| | | Full term | 1 | 100% | 3 | 100% | | | 30 | 97% | |
| | | SP Full term | 22 | 82% | 32 | 97% | 25 | 72% | | | |
| | PSY2934 | SU Full term | 1 | 100% | | | | | | | |
| | | FA Full term | 65 | 94% | 45 | 84% | 15 | 93% | | | ↑ |
| | PSY2937 | SP Full term | 94 | 88% | 36 | 97% | 21 | 86% | | | |
| | | FA Full term | 1 | 100% | | | | | | | |
| | REL2300 | SP Full term | 1 | 100% | | | | | | | |
| | | FA Full term | 143 | 74% | 46 | 83% | 23 | 74% | | | |
| | SOP2002 | SP Full term | 175 | 75% | 92 | 68% | 131 | 82% | | | |
| | | SU Full term | 28 | 93% | 27 | 96% | | | | | |
| | | FA Full term | 68 | 85% | 77 | 81% | 42 | 95% | | | ↑ |
| SOP2772 | SP Full term | 28 | 96% | 28 | 93% | 46 | 100% | | | ↑ | |
| | SU Full term | | | | | 1 | 100% | | | | |
| SOP2772 | FA Full term | 49 | 76% | 44 | 73% | 26 | 81% | | | ↑ | |
| | SP Full term | 62 | 73% | 41 | 76% | 32 | 84% | | | | |

■ Indicates a success rate of 90% or higher
■ Indicates a success rate between 70% and 89%
■ Indicates a success rate below 70%

Course Success Rates- Multiple Sessions or Sub-sessions Only (7 of 7)




| Dept., Associated Courses and Sub-session | | | 2012-2013 | | 2013-2014 | | 2014-2015 | | 2015-2016 | |
|---|---------|--------------|-----------|--------------|-----------|--------------|-----------|--------------|-----------|--------------|
| | | | Attempted | % Successful | Attempted | % Successful | Attempted | % Successful | Attempted | % Successful |
| Behavioral & Social Science | SYG2000 | A term | | | | | | 43 | 70% | |
| | | FA B term | | | 33 | 52% | 37 | 70% | 93 | 59% |
| | | Full term | 216 | 69% | 234 | 66% | 199 | 72% | 181 | 69% |
| | | A term | | | | | | | 59 | 76% |
| | | SP B term | | | 32 | 66% | 63 | 70% | 76 | 64% |
| | | Full term | 227 | 70% | 221 | 68% | 197 | 71% | 172 | 71% |
| | | SU Full term | 102 | 68% | 112 | 67% | 107 | 76% | 118 | 75% |
| | SYG2430 | FA Full term | 38 | 68% | 16 | 88% | 15 | 67% | | |
| | | SP Full term | | | | | 1 | 100% | | |
| | | SU Full term | 28 | 86% | | | | | | |
| | WOH2012 | FA Full term | 34 | 68% | 26 | 65% | 31 | 61% | 19 | 63% |
| | | SP Full term | 19 | 58% | 26 | 62% | 23 | 43% | 13 | 62% |
| | WOH2022 | FA Full term | | | | | 1 | 100% | 18 | 78% |
| | | SP Full term | | | | | 29 | 52% | 1 | 100% |
| | | SU Full term | | | | | | | 20 | 80% |



■ Indicates a success rate of 90% or higher
■ Indicates a success rate between 70% and 89%
■ Indicates a success rate below 70%

Course Success Rates- Multiple Sessions or Sub-sessions Totals

| Major or Dept. and Sub-session | | 2012-2013 | | 2013-2014 | | 2014-2015 | | 2015-2016 | | |
|---|----|-----------|--------------|-----------|--------------|-----------|--------------|-----------|--------------|-----|
| | | Attempted | % Successful | Attempted | % Successful | Attempted | % Successful | Attempted | % Successful | |
| 2007- Human Serv.- Addictions Spec. | FA | A term | | 23 | 100% | 15 | 87% | 7 | 100% | |
| | | B term | | | | | 4 | 100% | | |
| | | Full term | | 187 | 91% | 164 | 91% | 173 | 84% | |
| | SP | A term | | 6 | 100% | | | | | |
| | | B term | | 6 | 100% | | | | | |
| | | Full term | 28 | 96% | 193 | 95% | 203 | 88% | 164 | 88% |
| | SU | Full term | | 1 | 100% | 54 | 89% | 46 | 83% | |
| Behavioral & Social Sciences | FA | A term | 100 | 97% | | | | 425 | 68% | |
| | | B term | 314 | 74% | 525 | 73% | 508 | 69% | 634 | 69% |
| | | Full term | 4693 | 79% | 4396 | 76% | 4301 | 76% | 3750 | 78% |
| | SP | A term | 41 | 83% | 34 | 76% | 56 | 82% | 416 | 81% |
| | | B term | 246 | 64% | 464 | 61% | 453 | 63% | 557 | 62% |
| | | Full term | 4743 | 76% | 4228 | 76% | 4376 | 75% | 3837 | 77% |
| | SU | Full term | 1574 | 83% | 1636 | 81% | 1543 | 81% | 1607 | 79% |

 Indicates a success rate of 90% or higher
 Indicates a success rate between 70% and 89%
 Indicates a success rate below 70%

Average Class Size by Course (1 of 3)

| Major and Associated Courses | | 2012-2013 | | 2013-2014 | | 2014-2015 | | 2015-2016 | |
|---|--------------|-----------|-----------|-----------|-----------|-----------|-----------|-----------|-----------|
| | | Sections | Avg. Size | Sections | Avg. Size | Sections | Avg. Size | Sections | Avg. Size |
| 2007 - Human Serv.- Addictions Spec. | HUS1001 | | | 1 | 33 | 3 | 23 | 3 | 24 |
| | HUS1332 | 1 | 28 | 1 | 9 | 1 | 13 | 1 | 13 |
| | HUS1400 | | | 1 | 24 | 2 | 25 | 1 | 21 |
| | HUS1421 | | | 1 | 20 | 2 | 8 | 2 | 13 |
| | HUS1423 | | | 1 | 23 | 2 | 13 | 3 | 13 |
| | HUS1424 | | | 2 | 17 | 2 | 14 | 2 | 14 |
| | HUS1450 | | | | | 1 | 20 | | |
| | HUS2111 | | | | | | | 1 | 14 |
| | HUS2308 | | | | | 1 | 15 | 1 | 18 |
| | HUS2320 | | | | | | | 2 | 15 |
| | HUS2424 | | | 2 | 24 | | | | |
| | HUS2425 | | | | | 1 | 18 | | |
| | HUS2441 | | | 2 | 18 | 1 | 19 | 1 | 11 |
| | HUS2500 | | | 2 | 22 | 3 | 14 | 2 | 17 |
| | HUS2520 | | | 2 | 12 | 1 | 22 | 1 | 13 |
| | HUS2933 | | | 2 | 15 | 1 | 15 | 1 | 7 |
| | PSB2442 | | | 2 | 13 | 2 | 13 | 1 | 26 |
| | Total | 1 | 28 | 19 | 18 | 23 | 16 | 22 | 16 |

Years are reporting years, SU-SP.

Blank cells or missing years indicate no enrollment.

To prevent data from skewing, the following instructional methods are excluded: CL - Clinical, CO - Co-op, D - Directed Independent Stu, IN - Internship (BSED), JT - On Job Training, LB - Lab, OL - Open Lab

Source: IR Program Assessment Data

Average Class Size by Course (2 of 3)

| Dept. and Associated Courses | | 2012-2013 | | 2013-2014 | | 2014-2015 | | 2015-2016 | |
|---------------------------------|---------|-----------|-----------|-----------|-----------|-----------|-----------|-----------|-----------|
| | | Sections | Avg. Size | Sections | Avg. Size | Sections | Avg. Size | Sections | Avg. Size |
| Behavioral & Social Sciences | AMH2010 | 21 | 24 | 24 | 22 | 19 | 26 | 18 | 33 |
| | AMH2020 | 29 | 27 | 28 | 27 | 28 | 27 | 25 | 37 |
| | AMH2057 | 1 | 30 | 2 | 19 | 2 | 12 | | |
| | AMH2058 | 3 | 11 | 1 | 24 | 2 | 30 | 2 | 29 |
| | AMH2059 | 1 | 27 | 1 | 37 | 2 | 19 | 1 | 22 |
| | AMH2091 | 6 | 24 | 5 | 25 | 5 | 27 | 3 | 33 |
| | CLP2140 | 9 | 44 | 9 | 40 | 7 | 33 | 7 | 35 |
| | CPO2001 | 8 | 23 | 10 | 17 | 12 | 23 | 7 | 24 |
| | DEP2001 | 1 | 38 | 1 | 57 | 1 | 54 | 1 | 35 |
| | DEP2004 | 40 | 34 | 38 | 34 | 38 | 34 | 35 | 39 |
| | DEP2402 | 1 | 39 | 1 | 36 | 1 | 23 | 1 | 21 |
| | DEP2481 | 2 | 34 | 2 | 23 | 1 | 19 | 1 | 12 |
| | EUH2000 | 3 | 31 | 3 | 15 | 2 | 20 | 2 | 24 |
| | EUH2001 | 2 | 23 | 2 | 9 | | | | |
| | EUH2905 | 1 | 8 | | | | | 1 | 13 |
| | EXP2420 | 2 | 36 | 2 | 34 | 2 | 29 | 1 | 14 |
| | GEO2000 | 23 | 36 | 24 | 38 | 25 | 37 | 24 | 36 |
| | GEO2420 | 6 | 38 | 7 | 34 | 8 | 32 | 7 | 42 |
| | IDS2191 | 1 | 14 | | | | | | |

Years are reporting years, SU-SP.

Blank cells or missing years indicate no enrollment.

To prevent data from skewing, the following instructional methods are excluded: CL - Clinical, CO - Co-op, D - Directed Independent Stu, IN - Internship (BSED), JT - On Job Training, LB - Lab, OL - Open Lab

Average Class Size by Course (3 of 3)

| Dept. and Associated Courses | | 2012-2013 | | 2013-2014 | | 2014-2015 | | 2015-2016 | | |
|------------------------------|--------------|-----------|------------|-----------|------------|-----------|------------|-----------|------------|-----------|
| | | Sections | Avg. Size | Sections | Avg. Size | Sections | Avg. Size | Sections | Avg. Size | |
| Behavioral & Social Sciences | INP1390 | 3 | 34 | 3 | 27 | 3 | 27 | 3 | 19 | |
| | INR2002 | 9 | 34 | 10 | 33 | 8 | 30 | 6 | 34 | |
| | PHI2001 | 7 | 31 | 11 | 31 | 9 | 32 | 1 | 41 | |
| | PHI2010 | | | | | | | 6 | 38 | |
| | PHI2100 | 1 | 13 | 1 | 13 | 1 | 19 | 1 | 16 | |
| | PHI2600 | 4 | 30 | 4 | 28 | 5 | 36 | 6 | 37 | |
| | POS2001 | 1 | 28 | 3 | 31 | 3 | 34 | 3 | 24 | |
| | POS2041 | 30 | 33 | 26 | 29 | 26 | 31 | 28 | 32 | |
| | POS2112 | 6 | 32 | 8 | 32 | 8 | 28 | 6 | 26 | |
| | PPE2001 | 6 | 29 | 5 | 27 | 5 | 28 | 5 | 31 | |
| | PSY1012 | 90 | 36 | 83 | 38 | 78 | 43 | 82 | 41 | |
| | PSY2932 | 1 | 12 | | | | | | | |
| | PSY2933 | 1 | 18 | 1 | 29 | 1 | 25 | 1 | 30 | |
| | PSY2934 | 4 | 40 | 4 | 20 | 2 | 18 | 1 | 22 | |
| | PSY2935 | 1 | 16 | 1 | 10 | | | 1 | 15 | |
| | PSY2936 | 1 | 34 | 1 | 23 | 1 | 14 | | | |
| | REL2300 | 13 | 27 | 7 | 24 | 6 | 26 | | | |
| | SOP2002 | 4 | 24 | 5 | 21 | 4 | 22 | 1 | 26 | |
| | SOP2772 | 2 | 56 | 2 | 43 | 2 | 29 | 1 | 20 | |
| | SYG2000 | 18 | 30 | 21 | 30 | 18 | 33 | 17 | 44 | |
| | SYG2010 | 1 | 33 | 1 | 29 | 1 | 38 | 1 | 75 | |
| | SYG2430 | 2 | 33 | 1 | 16 | 1 | 15 | | | |
| | WOH2012 | 3 | 18 | 2 | 26 | 2 | 27 | 2 | 16 | |
| | WOH2022 | | | | | 1 | 29 | 2 | 19 | |
| | Total | | 368 | 32 | 360 | 31 | 340 | 33 | 332 | 35 |

Years are reporting years, SU-SP.

Blank cells or missing years indicate no enrollment.

To prevent data from skewing, the following instructional methods are excluded: CL - Clinical, CO - Co-op, D - Directed Independent Stu, IN - Internship (BSED), JT - On Job Training, LB - Lab, OL - Open Lab

Source: IR Program Assessment Data

Average Class Size – Multiple Methods Only (1 of 2)

| Major or Dept., Associated Courses and Instructional Method | | | 2012-2013 | | 2013-2014 | | 2014-2015 | | 2015-2016 | |
|---|---------|---------|-----------|-----------|-----------|-----------|-----------|-----------|-----------|-----------|
| | | | Sections | Avg. Size | Sections | Avg. Size | Sections | Avg. Size | Sections | Avg. Size |
| 2007 - Human Serv.- Addictions Spec. | HUS1001 | Lecture | | | | | | 2 | 20 | |
| | | Online | | | | | | 1 | 32 | |
| | HUS2320 | Hybrid | | | | | | | 1 | 12 |
| | | Lecture | | | | | | | 1 | 17 |
| | HUS2500 | Lecture | | | 1 | 26 | | | | |
| | | Hybrid | | | | | | | 1 | 16 |
| PSB2442 | Online | | | 1 | 18 | 3 | 14 | 1 | 17 | |
| | Lecture | | | 2 | 13 | 1 | 12 | | | |
| | | Online | | | | | | 1 | 14 | |
| | | | | | | | | | | |
| Behavioral & Social Sciences | AMH2010 | Hybrid | | | | | | | 2 | 30 |
| | | Lecture | 13 | 24 | 15 | 19 | 9 | 27 | 8 | 27 |
| | | Online | 8 | 24 | 9 | 25 | 10 | 25 | 8 | 39 |
| | AMH2020 | Hybrid | | | | | | | 1 | 16 |
| | | Lecture | 19 | 24 | 16 | 23 | 16 | 24 | 15 | 28 |
| | AMH2058 | Online | 10 | 32 | 12 | 33 | 12 | 31 | 9 | 55 |
| | | Lecture | 3 | 11 | | | | | | |
| | AMH2091 | Online | 3 | 12 | 1 | 24 | 2 | 30 | 2 | 29 |
| | | Lecture | 3 | 36 | 2 | 14 | 2 | 22 | | |
| | CLP2140 | Online | 3 | 36 | 3 | 32 | 3 | 31 | 3 | 33 |
| | | Lecture | 7 | 43 | 6 | 35 | 4 | 31 | 4 | 29 |
| | CPO2001 | Online | 2 | 47 | 3 | 49 | 3 | 37 | 3 | 44 |
| | | Hybrid | | | 3 | 17 | 3 | 20 | 3 | 18 |
| | DEP2004 | Lecture | 5 | 21 | 3 | 21 | 4 | 27 | 2 | 25 |
| | | Online | 3 | 27 | 4 | 14 | 5 | 21 | 2 | 32 |
| | GEO2000 | Lecture | 30 | 34 | 27 | 29 | 23 | 32 | 23 | 33 |
| | | Online | 10 | 34 | 11 | 46 | 15 | 36 | 12 | 51 |
| | GEO2420 | Lecture | 13 | 33 | 12 | 33 | 12 | 32 | 13 | 27 |
| Online | | 10 | 39 | 12 | 44 | 13 | 41 | 11 | 47 | |
| | Lecture | 2 | 28 | 2 | 30 | 2 | 24 | 1 | 39 | |
| | Online | 4 | 43 | 5 | 36 | 6 | 35 | 6 | 43 | |

Average Class Size – Multiple Methods Only (2 of 2)

| Dept., Associated Courses and Instructional Method | | | 2012-2013 | | 2013-2014 | | 2014-2015 | | 2015-2016 | |
|--|---------|---------|-----------|-----------|-----------|-----------|-----------|-----------|-----------|-----------|
| | | | Sections | Avg. Size | Sections | Avg. Size | Sections | Avg. Size | Sections | Avg. Size |
| Behavioral & Social Sciences | INR2002 | Lecture | 5 | 30 | 6 | 33 | 5 | 25 | 3 | 30 |
| | | Online | 4 | 39 | 4 | 32 | 3 | 39 | 3 | 37 |
| | PHI2001 | Lecture | 7 | 31 | 7 | 29 | 4 | 27 | | |
| | | Online | | | 4 | 35 | 5 | 37 | 1 | 41 |
| | PHI2010 | Lecture | | | | | | | 4 | 37 |
| | | Online | | | | | | | 2 | 39 |
| | PHI2600 | Lecture | 4 | 30 | 4 | 28 | 3 | 31 | 3 | 32 |
| | | Online | | | | | 2 | 44 | 3 | 42 |
| | | Hybrid | | | | | | | 4 | 27 |
| | POS2041 | Lecture | 19 | 33 | 16 | 29 | 17 | 29 | 15 | 26 |
| | | Online | 11 | 33 | 10 | 29 | 9 | 34 | 9 | 45 |
| | POS2112 | Lecture | 2 | 39 | 2 | 39 | 2 | 25 | | |
| | | Online | 4 | 29 | 6 | 30 | 6 | 29 | 6 | 26 |
| | PPE2001 | Lecture | 6 | 29 | 5 | 27 | 3 | 21 | 2 | 20 |
| | | Online | | | | | 2 | 37 | 3 | 38 |
| | | Hybrid | | | | | | | 1 | 51 |
| | PSY1012 | Lecture | 71 | 35 | 64 | 36 | 59 | 40 | 60 | 37 |
| | | Online | 19 | 37 | 19 | 47 | 19 | 53 | 21 | 52 |
| | PSY2933 | Lecture | 1 | 18 | 1 | 29 | | | | |
| | | Online | | | | | 1 | 25 | 1 | 30 |
| | | Hybrid | 3 | 16 | 3 | 17 | 3 | 21 | | |
| | REL2300 | Lecture | 8 | 28 | 4 | 28 | 3 | 31 | | |
| | | Online | 2 | 37 | | | | | | |
| SOP2002 | Lecture | 4 | 24 | 4 | 21 | 4 | 22 | | | |
| | Online | | | 1 | 22 | | | | | |
| SYG2000 | Lecture | 13 | 25 | 12 | 23 | 9 | 25 | 6 | 36 | |
| | Online | 5 | 43 | 9 | 39 | 9 | 42 | 11 | 48 | |

To prevent data from skewing, the following instructional methods are excluded: labs associated with lectures, Private/Performance, OJT, clinicals, co-op, DIS, field trips and internships. Years are reporting years, SU-SP. Blank cells or missing years indicate no enrollment.

Average Class Size Totals

| Major or Dept. and Instructional Method | | 2012-2013 | | 2013-2014 | | 2014-2015 | | 2015-2016 | |
|---|---------|------------|-----------|------------|-----------|------------|-----------|------------|-----------|
| | | Sections | Avg. Size | Sections | Avg. Size | Sections | Avg. Size | Sections | Avg. Size |
| 2007- Human Serv.- Addictions Spec. | Hybrid | | | | | | | 2 | 14 |
| | Lecture | 1 | 28 | 18 | 18 | 19 | 17 | 18 | 15 |
| | Online | | | 1 | 18 | 4 | 14 | 2 | 25 |
| Behavioral & Social Sciences | Hybrid | 4 | 14 | 6 | 17 | 6 | 21 | 12 | 25 |
| | Lecture | 253 | 31 | 223 | 29 | 193 | 31 | 168 | 32 |
| | Online | 111 | 34 | 131 | 35 | 141 | 36 | 130 | 43 |
| Total | | 369 | 32 | 379 | 31 | 363 | 32 | 332 | 35 |

College Total

| Instructional Method | 2012-2013 Avg. Size | 2013-2014 Avg. Size | 2014-2015 Avg. Size | 2015-2016 Avg. Size |
|----------------------|------------------------|------------------------|------------------------|------------------------|
| Hybrid | 22 | 22 | 22 | 21 |
| Lecture | 23 | 23 | 22 | 22 |
| Online | 27 | 28 | 29 | 30 |
| College Total | 23.7 | 23.9 | 24.6 | 25 |

To prevent data from skewing, the following instructional methods are excluded: labs associated with lectures, Private/Performance, OJT, clinicals, co-op, DIS, field trips and internships. Years are reporting years, SU-SP. Blank cells or missing years indicate no enrollment.

Graduation Rates

| Major | Fall Cohort Year | # in Cohort | Graduated within 150% Time | 150% Graduation Rate | Graduated within 200% Time | 200% Graduation Rate |
|---|-------------------------|-------------|----------------------------|----------------------|----------------------------|----------------------|
| 0813- Addictions Studies Specialization | 2012 | 0 | | | | |
| | 2013 | 4 | 0 | 0.0% | 0 | 0.0% |
| | 2014 | 4 | 1 | 25.0% | 1 | 25.0% |
| | 2015 – in progress | 4 | 0 | 0.0% | 0 | 0.0% |
| 2007- Human Services | 2010 | 75 | 9 | 12.0% | 12 | 16.0% |
| | 2011 | 66 | 10 | 15.2% | 12 | 18.2% |
| | 2012 – 200% in progress | 44 | 8 | 18.2% | 8 | 18.2% |
| | 2013 – in progress | 40 | 1 | 2.5% | 5 | 12.5% |

Less than College average (150%- 44.8%, 200%- 49.23%)

Fall Cohort Year includes prior Summer term enrollment in major.

Graduation within 200% time includes graduates within 150% time.

Source: IR Program Assessment Data

Retention Rates

| Program and Cohort | Year | Registered | Exclusions | Adjusted Cohort | Retained by DSC | | Retained by Program | | Total Retained |
|-------------------------------|------|------------|------------|-----------------|-----------------|--------|---------------------|--------|----------------|
| | | | | | N | % | N | % | % |
| 0813 ADDICTIONS STUDIES SPEC. | 2011 | 4 | | 4 | 2 | 50.00% | | | 50.0% |
| | 2013 | 5 | | 5 | 1 | 20.00% | 1 | 20.00% | 40.0% |
| | 2014 | 6 | 1 | 5 | 2 | 40.00% | 1 | 20.00% | 60.00% |
| 2007 HUMAN SRVS-ADDICT. SPEC. | 2011 | 121 | 8 | 113 | 18 | 15.93% | 51 | 45.13% | 61.1% |
| | 2012 | 106 | 13 | 94 | 8 | 8.51% | 53 | 57.45% | 66.0% |
| | 2013 | 122 | 19 | 104 | 18 | 17.31% | 45 | 44.23% | 61.5% |
| | 2014 | 82 | 12 | 70 | 12 | 17.14% | 29 | 42.86% | 60.00 |

Less than College average (FT- 60.48%, PT- 52.08%)

Registered - Includes all students enrolled in the fall term of the specified year, with the specified program as their primary major.

Exclusions - Includes students who are deceased or graduated fall of the specified year or the following spring or summer.

Retained by DSC - Students who were still registered at DSC the following fall but with a different primary major.

Retained by Program - Students who were registered the following fall with the same primary major.

Source: IR Program Assessment Data

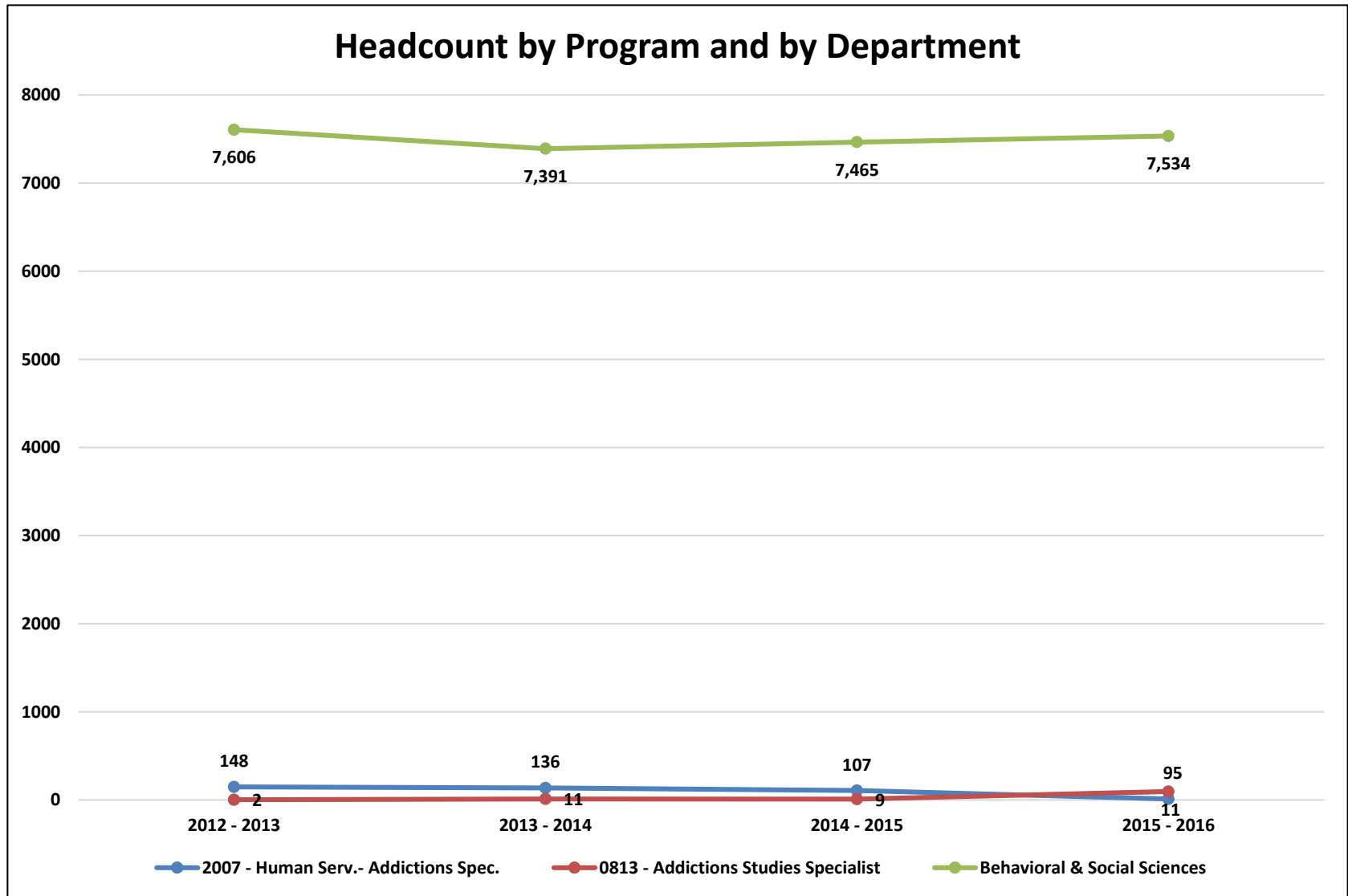
Placement Rates

| Program Title | Major | 2010/11 | | 2011/12 | | 2012/13 | | 2013/14 | | Average Annual Salary |
|--|-------|---------|------|---------|------|---------|------|---------|------|-----------------------|
| | | DSC% | FCS% | DSC% | FCS% | DSC% | FCS% | DSC% | FCS% | |
| Addictions Studies Specialization | 0813 | 0% | 56% | 92% | 86% | 85% | 73% | 100% | 93% | \$**,*** |
| Human Services (Addictions Specialization) | 2007 | 100% | 88% | 100% | 94% | 100% | 96% | 100% | 92% | \$**,*** |

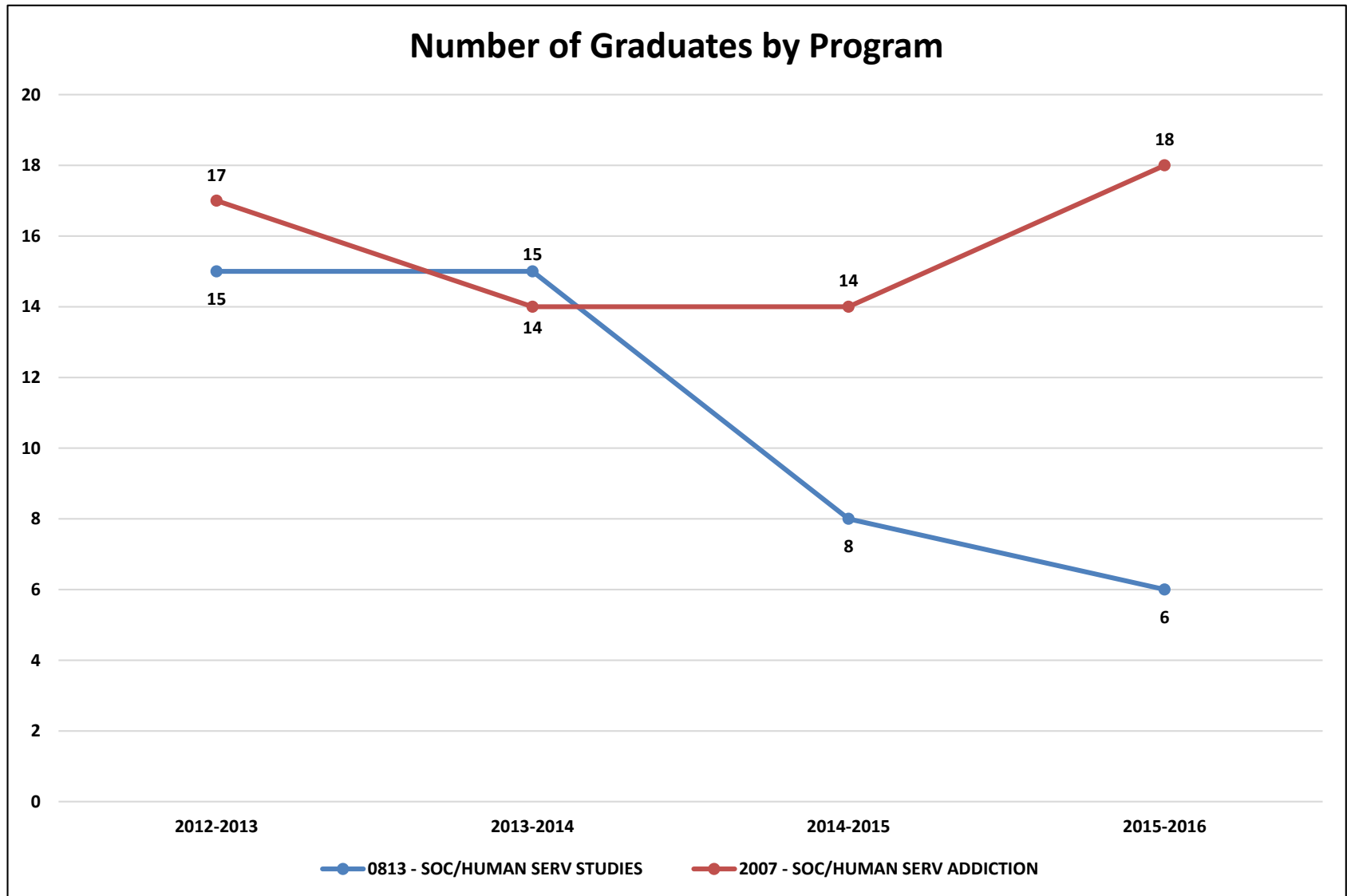
Indicates the College average above the State Averages

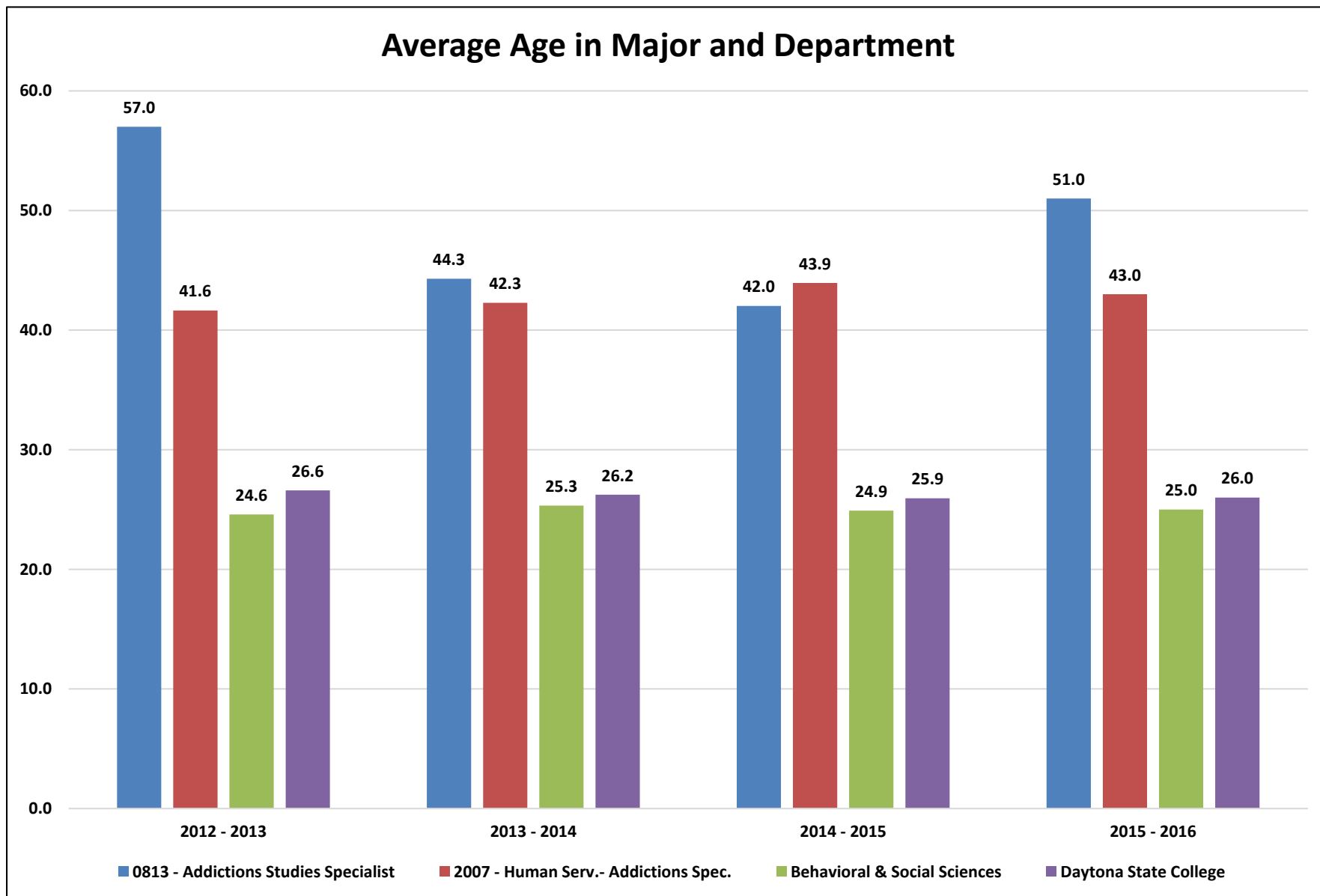
Indicates the College average same as the State Averages

Indicates the College average below the State Averages



College Enrollment Decreased: 7.9%(12/13); 3%(13/14); 0.73%(14/15); 1.14% (15/16)

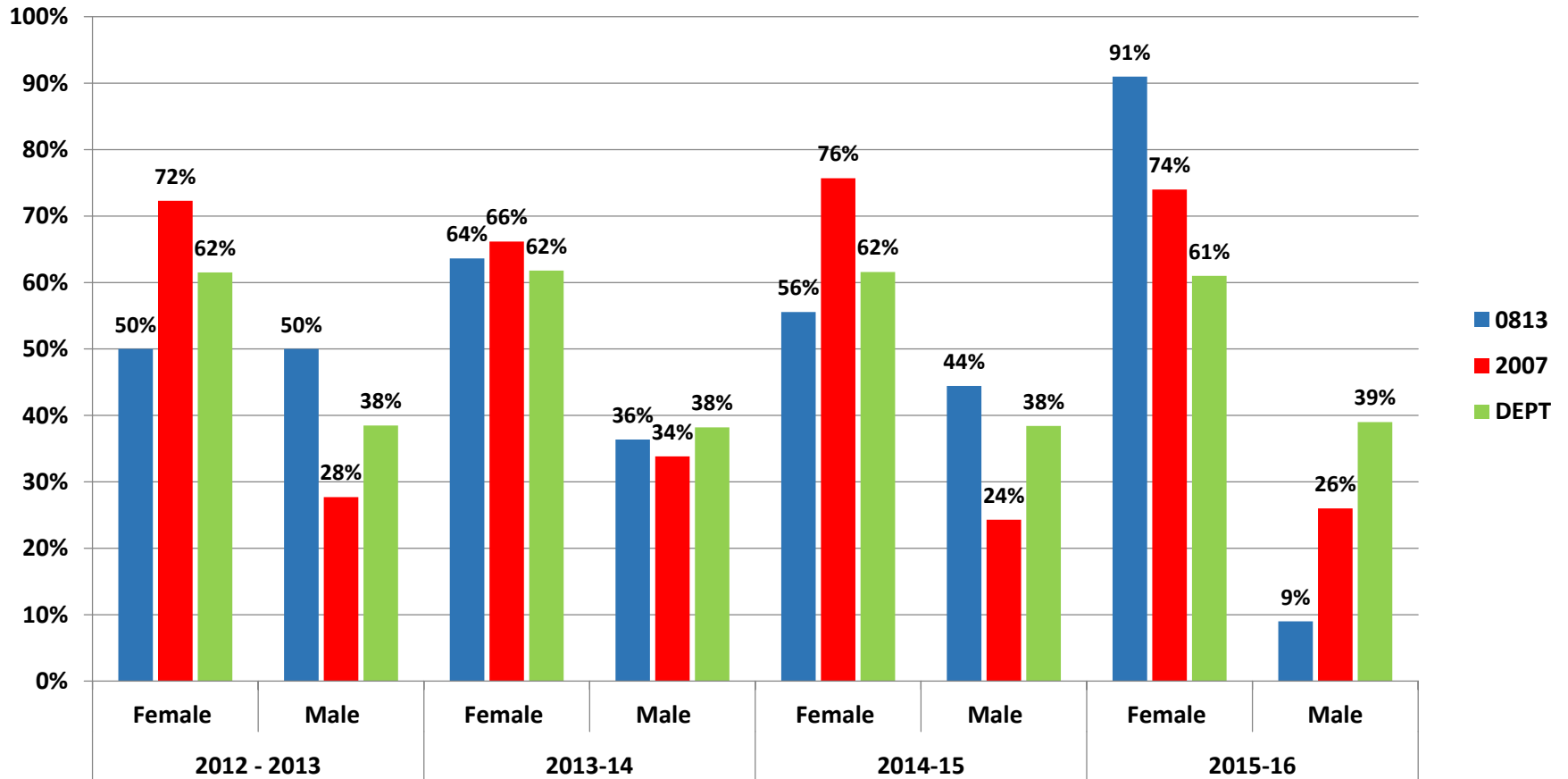




Source: IR Program Assessment Data

Calculation excludes individuals whose birthdates are not reported.

Gender



DSC averages: 60% female and 40% male

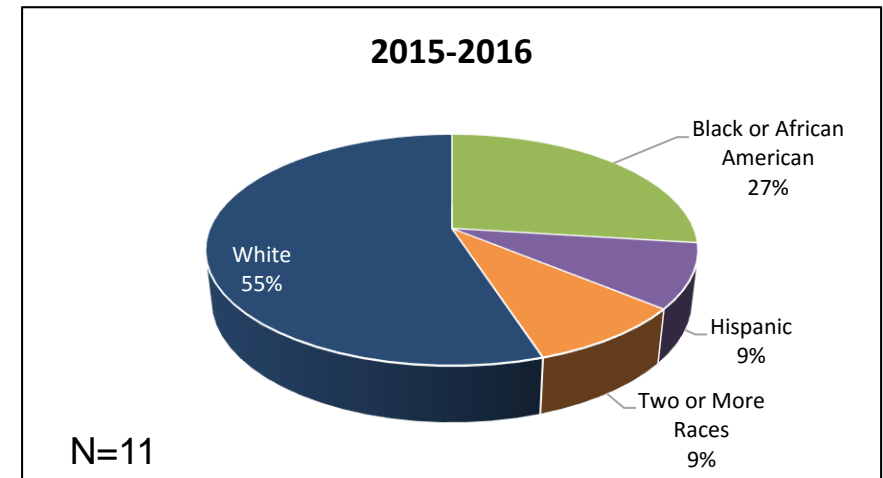
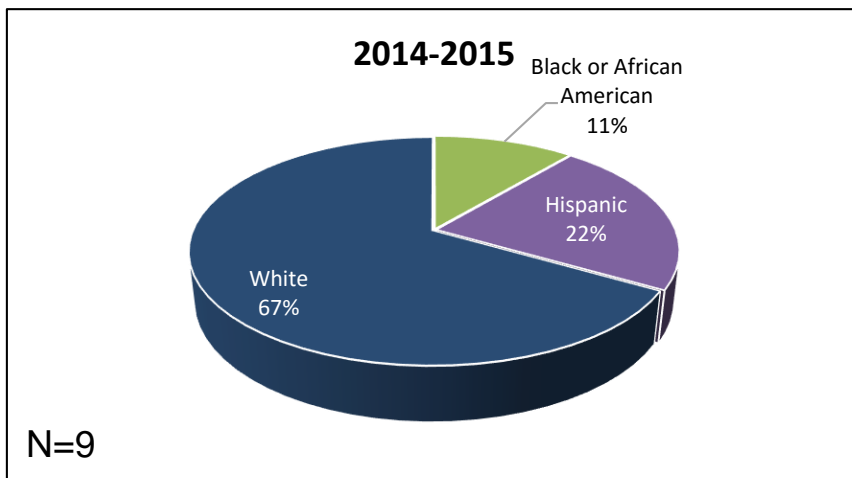
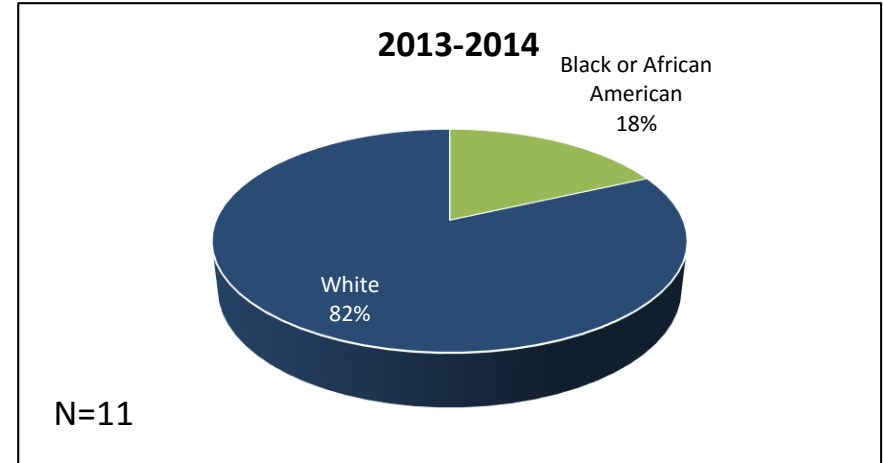
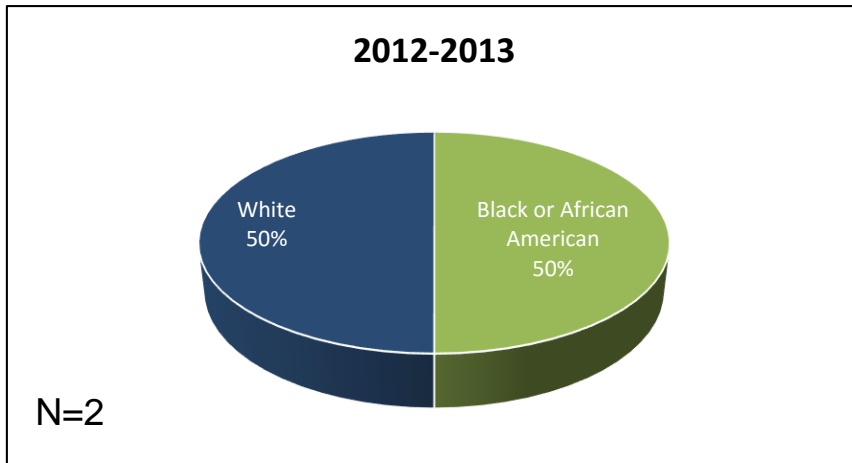
Source: IR Program Assessment Data

Excludes individuals whose gender is not reported.

0813 - Addictions Studies Specialist

2007 - Human Serv.- Addictions Spec.

Enrollment by Race/Ethnicity 0813 – Addictions Studies Specialization



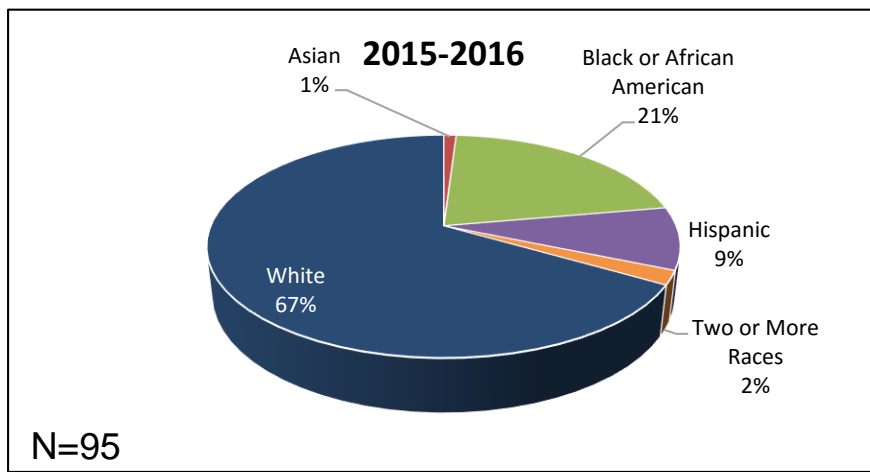
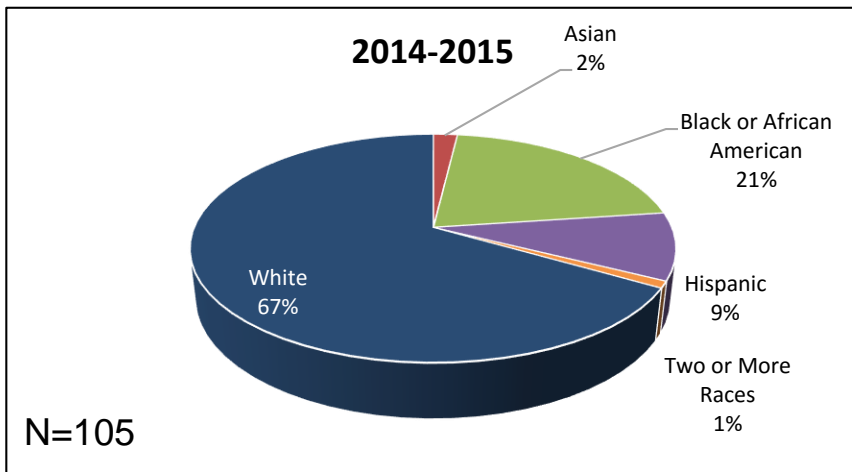
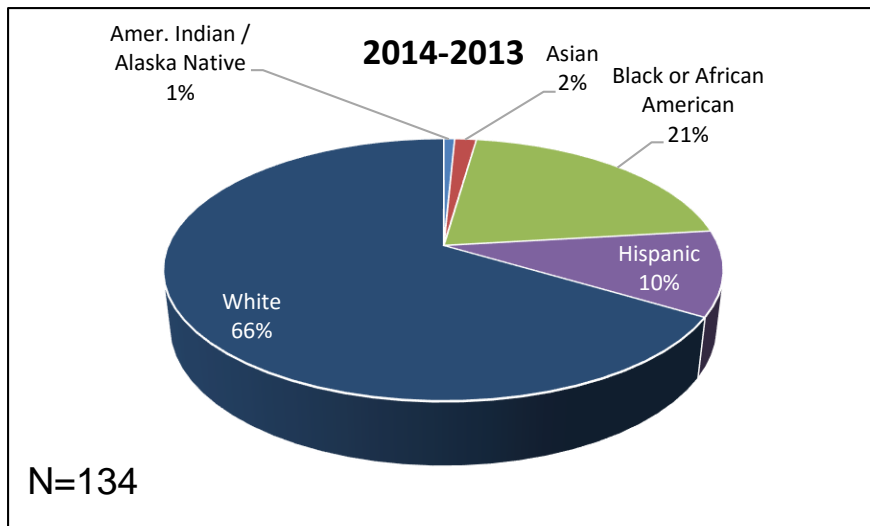
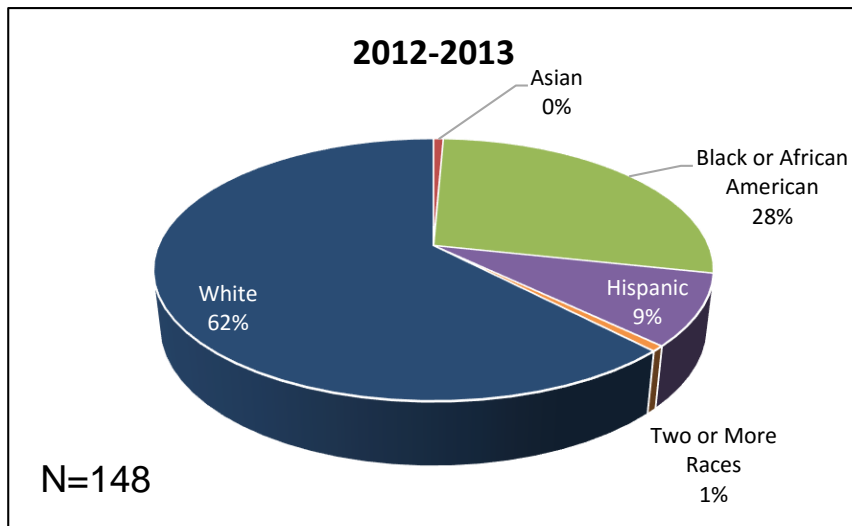
DSC Averages 2015-2016

| Amer Indian/ Alaska Native | Asian | Black or African Amer | Hispanic | Nat Hawaiian Pacif Islander | 2 or More Races | White |
|----------------------------|-------|-----------------------|----------|-----------------------------|-----------------|-------|
| 0% | 2% | 14% | 14% | 0% | 2% | 66% |

Excludes individuals whose race / ethnicity is not reported.

Source: IR Program Assessment Data

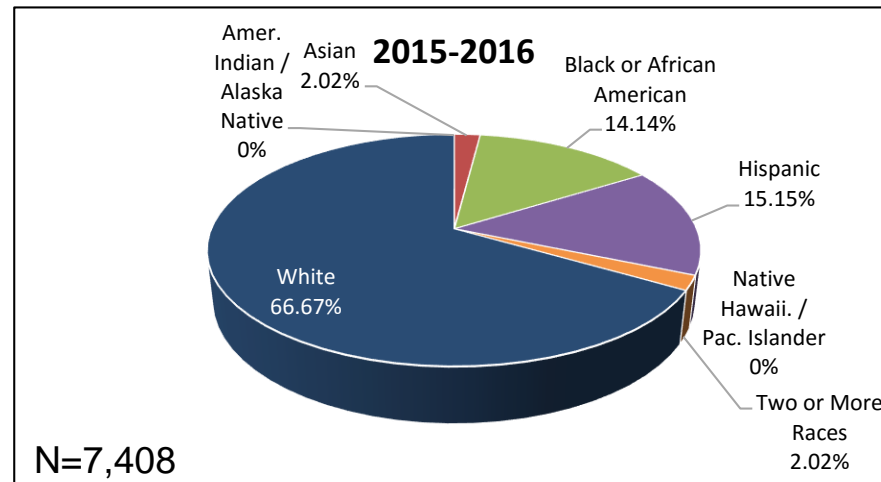
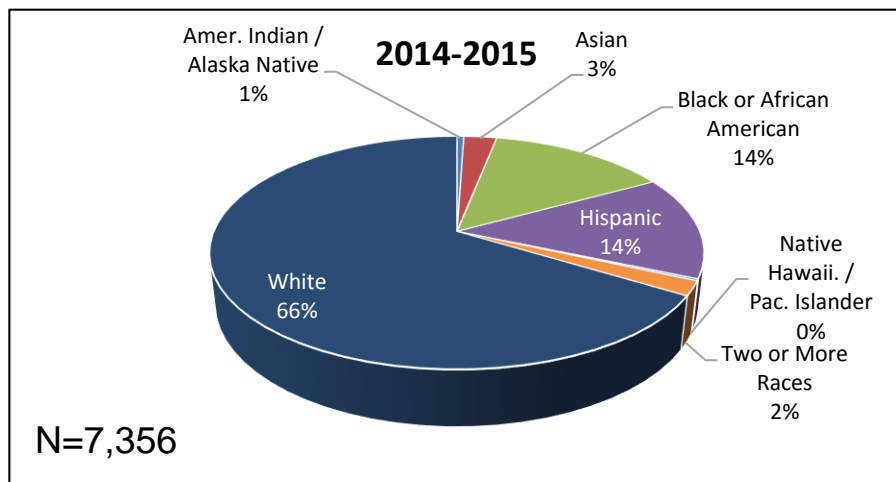
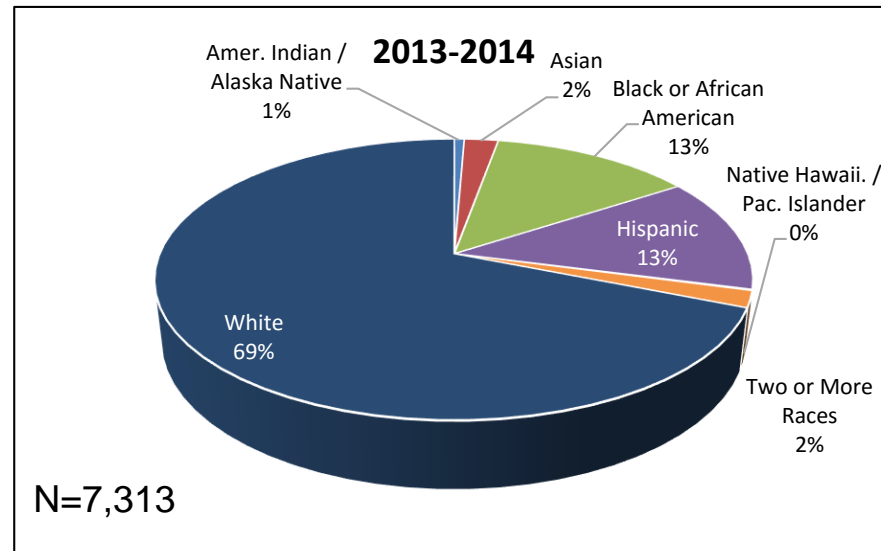
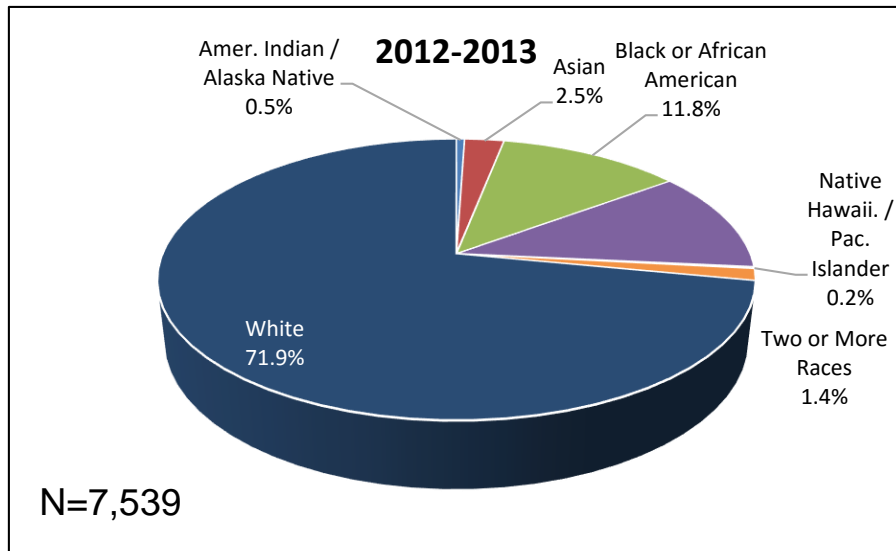
Enrollment by Race/Ethnicity 2007 – Human Services (Addiction Specialization)



| DSC Averages 2015-2016 | | | | | | | |
|----------------------------|-------|-----------------------|----------|-----------------------------|-----------------|-------|--|
| Amer Indian/ Alaska Native | Asian | Black or African Amer | Hispanic | Nat Hawaiian Pacif Islander | 2 or More Races | White | |
| 0% | 2% | 14% | 14% | 0% | 2% | 66% | |

Excludes individuals whose race / ethnicity is not reported.

Enrollment by Race/Ethnicity School of Behavioral and Social Sciences



| DSC Averages 2015-2016 | | | | | | | |
|----------------------------|-------|-----------------------|----------|-----------------------------|-----------------|-------|--|
| Amer Indian/ Alaska Native | Asian | Black or African Amer | Hispanic | Nat Hawaiian Pacif Islander | 2 or More Races | White | |
| 0% | 2% | 14% | 14% | 0% | 2% | 66% | |

Excludes individuals whose race / ethnicity is not reported.