

# ASSESSMENT DAY

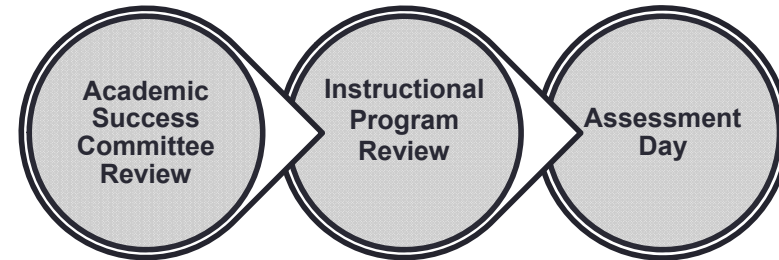
---

College of Arts and Sciences

School of World Languages and Speech

October 30, 2015

# Academic Assessment



TYPE OF REVIEW	LEVEL	FOCUS	CONDUCTED BY	FREQUENCY
<b>Academic Success Committee Review</b>	Program	<ul style="list-style-type: none"> <li>Quality of assessment practices</li> </ul>	PC - Academic Success Committee	Years 1 & 2
<b>Instructional Program Review</b>	Program / Cluster	<ul style="list-style-type: none"> <li>Enrollment, retention, completion trends</li> <li>Industry certifications and job placement trends</li> <li>Program cost and staffing trends</li> <li>Advisory committees, curriculum changes</li> </ul>	PC - Instructional Program Review Committee	Year 3
<b>Assessment Day</b>	Course/ Program	<ul style="list-style-type: none"> <li>Enrollment by department, program and course and by age, gender and race</li> <li>Number of graduates, average class size</li> <li>Course success rate by instructional method, by campus and by sub-session</li> <li>Job placement</li> <li>Student learning outcomes and institutional learning outcomes</li> </ul>	Program Chair, Faculty (data provided by Institutional Effectiveness and Institutional Research)	Years 1, 2, 3

# Courses

[ASL2140](#) American Sign Language I

[ASL2200](#) American Sign Language IV

[FRE1121](#) Elementary French II  
Concentrated

[FRE2905](#) Directed Study In French

[GER2220](#) Intermediate German  
Reading and Conversation I

[ITA1120](#) Elementary Italian I  
Concentrated

[ITA2221](#) Intermediate Italian Reading  
and Conversation II

[SPC2608](#) Oral  
Communications/Research/Presentati  
on Skills

[SPN2220](#) Intermediate Spanish  
Reading and Conversation I

[ASL1430](#) Fingerspelling

[ASL2150](#) American Sign Language II

[ASL2905](#) Directed Study in American  
Sign Language

[FRE2220](#) Intermediate French  
Reading and Conversation I

[GER1120](#) Elementary German I  
Concentrated

[GER2221](#) Intermediate German  
Reading and Conversation II

[ITA1121](#) Elementary Italian II  
Concentrated

[ITA2905](#) Directed Study in Italian

[SPN1120](#) Elementary Spanish I  
Concentrated

[SPN2221](#) Intermediate Spanish  
Reading and Conversation II

[ASL2160](#) American Sign Language III

[FRE1120](#) Elementary French I  
Concentrated

[FRE2221](#) Intermediate French  
Reading and Conversation II

[GER1121](#) Elementary German II  
Concentrated

[GER2905](#) Directed Study in German

[ITA2220](#) Intermediate Italian Reading  
and Conversation I

[SPC2511](#)

[SPN1121](#) Elementary Spanish II  
Concentrated

[SPN2905](#)

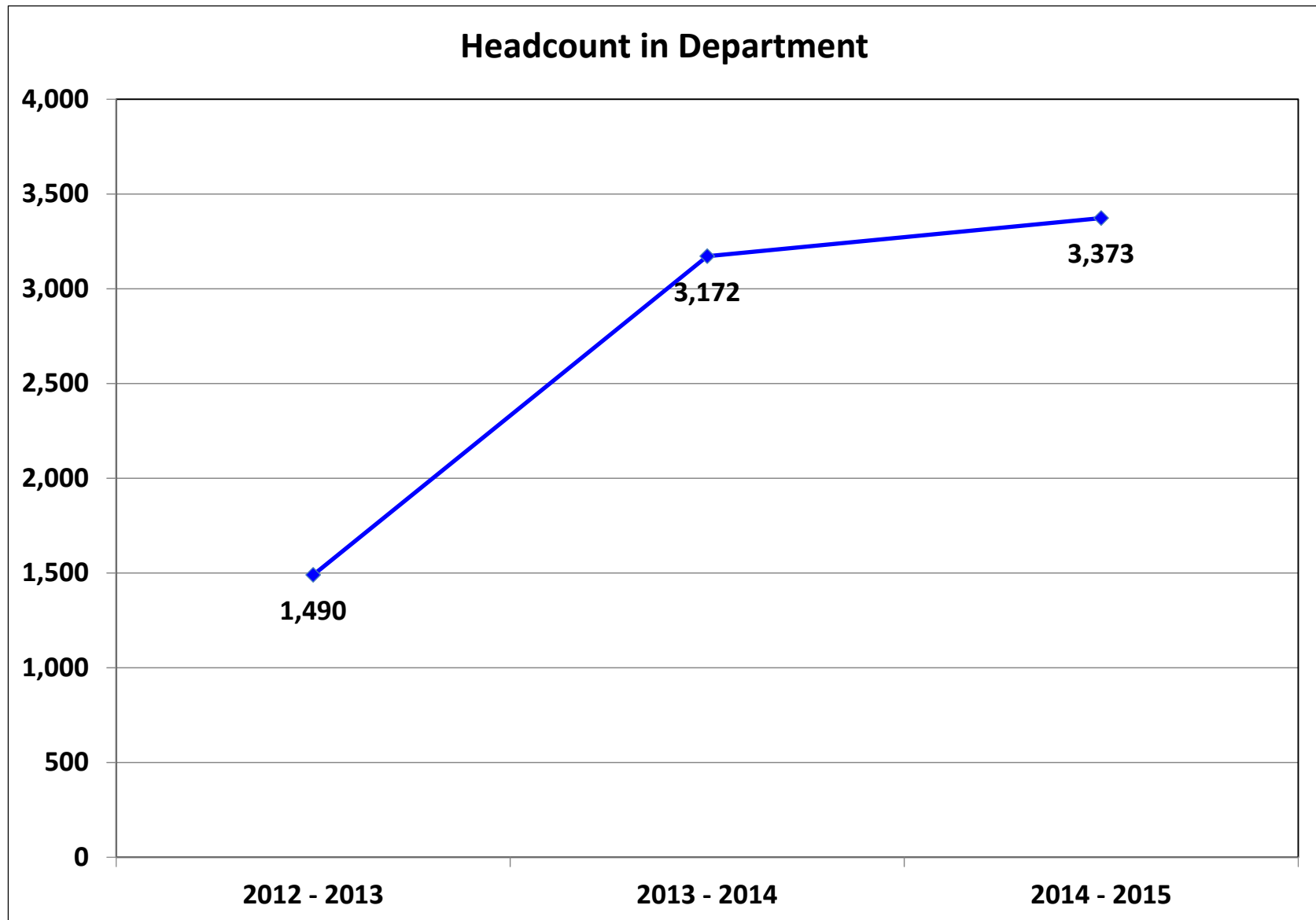
# Last Assessment Day – Action Items

Institution:

1. Student advocate at other campuses.

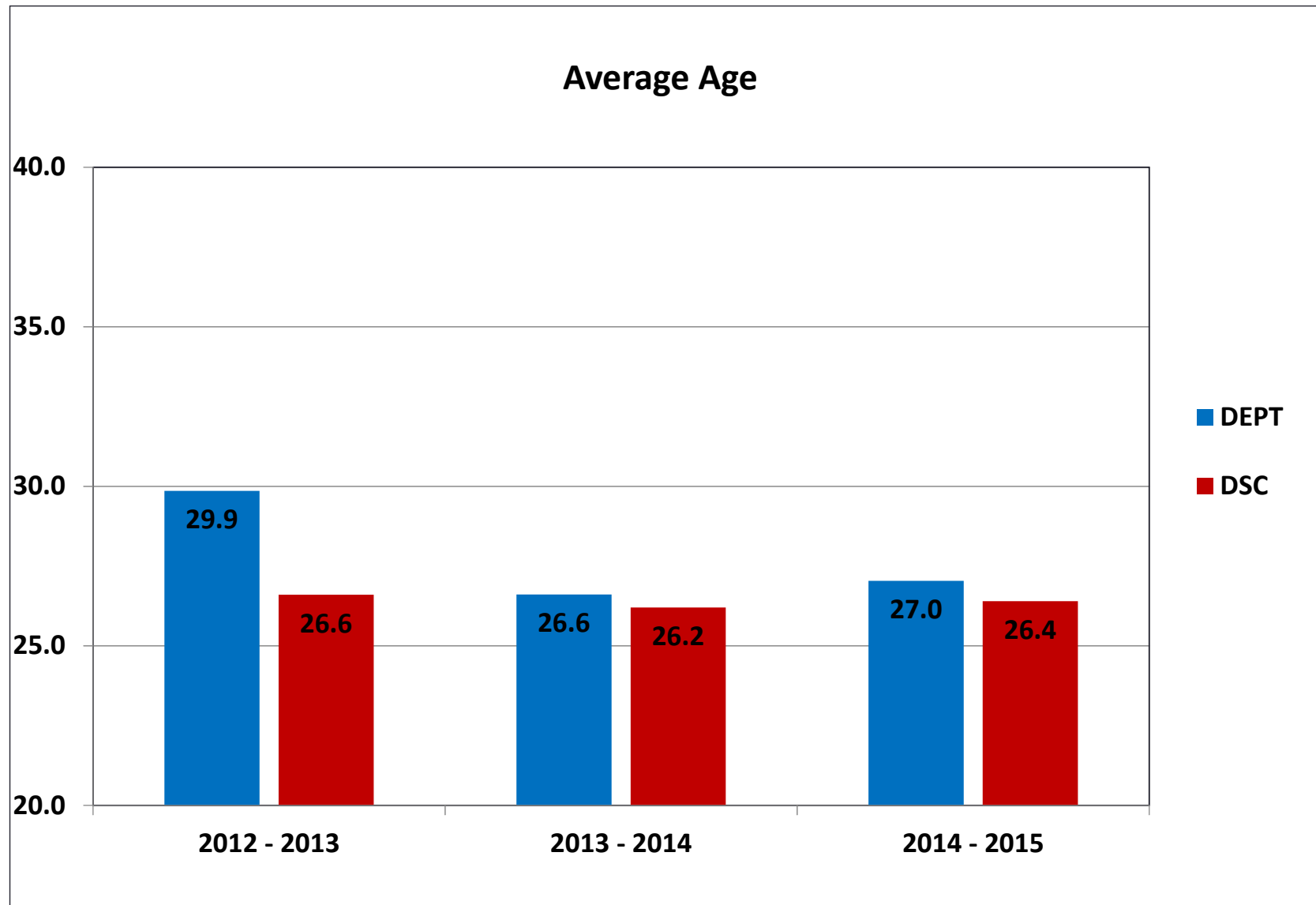
School of World Languages and Speech:

1. Some courses need to be checked in the system to see how they are listed.
2. Research possibility to limit online seat capacity.
3. Implement mandatory SI.
4. Course assessment reports:
  - a) Course outcomes should be measured twice in a period of 3 years.
  - b) Results must reflect the target level, for example: Percentage of students that achieve 70% or higher. Please do not use class averages and include W's and FN's in your results.
  - c) Research possibility of developing rubrics



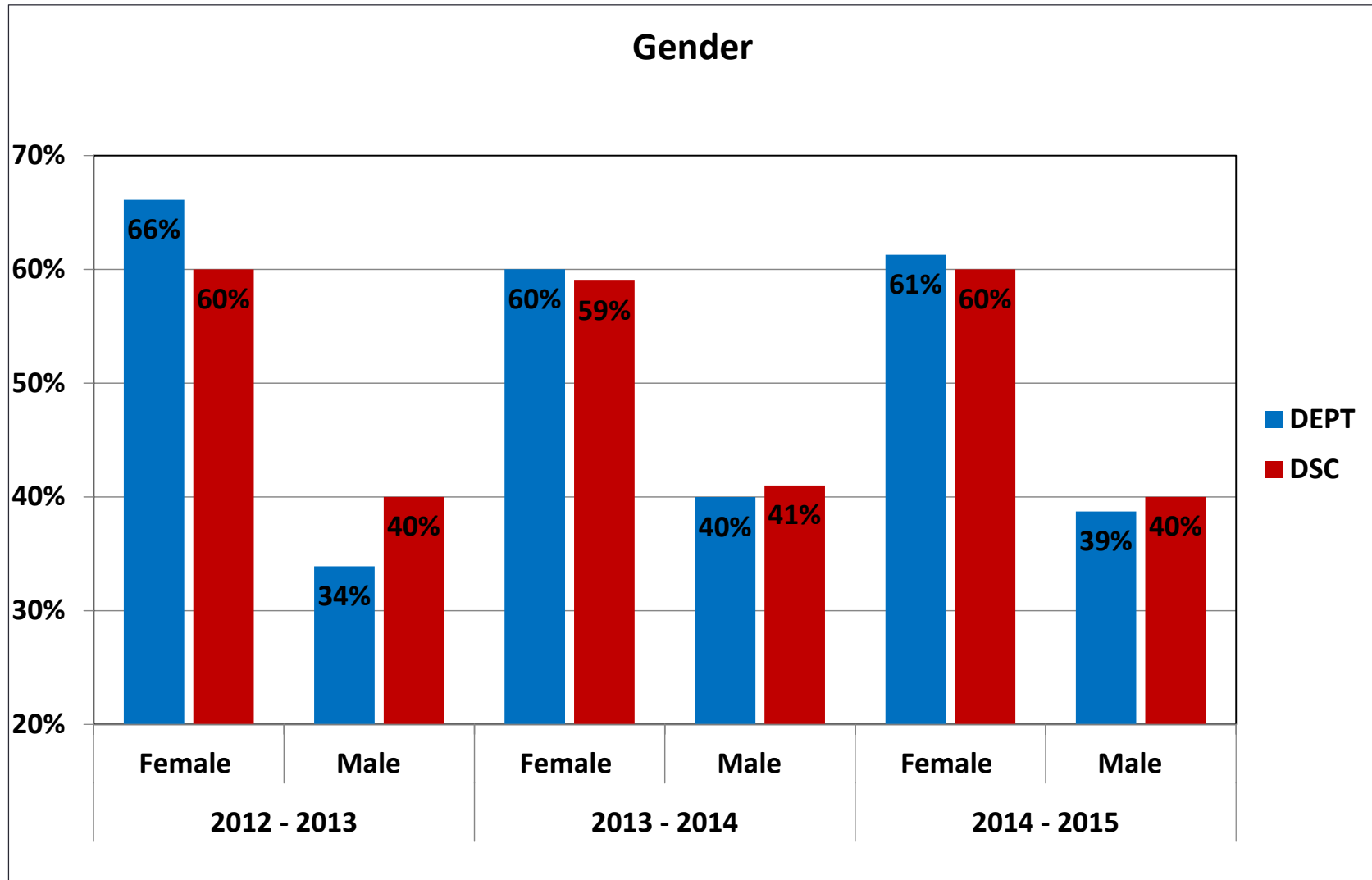
Headcount in department includes students taking courses in the department.

Source: IR Program Assessment Data



Calculation excludes individuals whose birthdates are not reported.

Source: IR Program Assessment Data



Excludes individuals whose genders are not reported.

Source: IR Program Assessment Data

## Enrollment by Race/Ethnicity

World Languages & Speech	2012 - 2013		2013 - 2014		2014 - 2015		DSC
	#	%	#	%	#	%	
<b>American Indian / Alaska Native</b>	11	1%	16	1%	14	0.4%	0.4%
<b>Asian</b>	26	2%	89	3%	93	3%	2%
<b>Black or African American</b>	195	13%	378	12%	416	12%	14%
<b>Hispanic</b>	120	8%	357	11%	407	12%	15%
<b>Native Hawaiian / Pacific Islander</b>			4	0.1%	7	0.2%	0.2%
<b>Two or More Races</b>	12	1%	55	2%	58	2%	1%
<b>White</b>	1,113	75%	2,238	71%	2,339	70%	67%

Excludes individuals whose race / ethnicity is not reported. Blank cells or missing years indicate no enrollment.

Source: IR Program Assessment Data



## Average Class Size by Course

Department and Associated Courses		2012-2013		2013-2014		2014-2015	
		Sections	Avg. Size	Sections	Avg. Size	Sections	Avg. Size
<b>World Languages &amp; Speech</b>	ASL2140	17	24	15	25	14	23
	ASL2150	13	20	12	20	10	19
	ASL2160	3	16	2	18	2	17
	ASL2200	2	13	1	20	1	11
	FRE1120	4	18	3	20	2	24
	FRE1121	2	8	3	9	2	18
	FRE2220	1	3	2	3	1	5
	FRE2221	1	3	1	3	1	5
	GER1120	1	26	1	30	1	29
	GER1121	1	15	1	14	1	18
	GER2220			1	1		
	ITA1120	1	22	1	25	2	21
	ITA1121	1	12			1	8
	ITA2220			1	2		
	ITA2221			1	2		
	SPC2608			79	27	101	25
	SPN1120	28	23	25	22	21	22
	SPN1121	23	20	17	17	14	18
	SPN2220	1	15	2	13	1	21
	SPN2221	1	15	2	11	1	21
<b>Total</b>		<b>100</b>	<b>20</b>	<b>170</b>	<b>22</b>	<b>176</b>	<b>23</b>

Years are reporting years, SU-SP.

Blank cells or missing years indicate no enrollment.

To prevent data from skewing, excludes labs, OJT, clinicals, private/performance, open lab, co-op, directed independent study and internships.

Source: IR Program Assessment Data

## Average Class Size – Multiple Methods Only (1 of 2)

Department and Associated Courses and Instructional Method			2012-2013		2013-2014		2014-2015	
			Sections	Avg. Size	Sections	Avg. Size	Sections	Avg. Size
<b>World Languages &amp; Speech</b>	<b>ASL2160</b>	Hybrid			1	14	2	17
		Lecture	3	16	1	22		
		<b>Total</b>	<b>3</b>	<b>16</b>	<b>2</b>	<b>18</b>	<b>2</b>	<b>17</b>
	<b>ASL2200</b>	Hybrid			1	20	1	11
		Lecture	2	13				
		<b>Total</b>	<b>2</b>	<b>13</b>	<b>1</b>	<b>20</b>	<b>1</b>	<b>11</b>
	<b>FRE1120</b>	Hybrid	2	23	2	29	2	24
		Lecture	1	3	1	4		
		Online	1	21				
		<b>Total</b>	<b>4</b>	<b>18</b>	<b>3</b>	<b>20</b>	<b>2</b>	<b>24</b>
	<b>FRE1121</b>	Hybrid			2	12	1	23
		Lecture	1	3	1	4		
		Online	1	13			1	12
		<b>Total</b>	<b>2</b>	<b>8</b>	<b>3</b>	<b>9</b>	<b>2</b>	<b>18</b>
	<b>FRE2220</b>	Lecture	1	3	1	3	1	5
		Online			1	2		
		<b>Total</b>	<b>1</b>	<b>3</b>	<b>2</b>	<b>3</b>	<b>1</b>	<b>5</b>
	<b>GER1120</b>	Hybrid			1	30	1	29
		Lecture	1	26				
		<b>Total</b>	<b>1</b>	<b>26</b>	<b>1</b>	<b>30</b>	<b>1</b>	<b>29</b>
<b>GER1121</b>	Hybrid			1	14	1	18	
	Lecture	1	15					
	<b>Total</b>	<b>1</b>	<b>15</b>	<b>1</b>	<b>14</b>	<b>1</b>	<b>18</b>	

Years are reporting years, SU-SP.

Blank cells or missing years indicate no enrollment.

To prevent data from skewing, excludes labs, OJT, clinicals, private/performance, open lab, co-op, directed independent study and internships.

Source: IR Program Assessment Data

## Average Class Size – Multiple Methods Only (2 of 2)

Department and Associated Courses and Instructional Method			2012-2013		2013-2014		2014-2015	
			Sections	Avg. Size	Sections	Avg. Size	Sections	Avg. Size
<b>MOL - World Languages &amp; Speech</b>	ITA1120	Hybrid			1	25	2	21
		Lecture	1	22				
		<b>Total</b>	<b>1</b>	<b>22</b>	<b>1</b>	<b>25</b>	<b>2</b>	<b>21</b>
	ITA1121	Hybrid					1	8
		Lecture	1	12				
		<b>Total</b>	<b>1</b>	<b>12</b>			<b>1</b>	<b>8</b>
	SPC2608	Hybrid			2	29	3	28
		Lecture			77	27	98	25
		<b>Total</b>			<b>79</b>	<b>27</b>	<b>101</b>	<b>25</b>
	SPN1120	Hybrid	16	25	22	22	20	22
		Lecture	11	21	1	17		
		Online	1	18	2	16	1	24
		<b>Total</b>	<b>28</b>	<b>23</b>	<b>25</b>	<b>22</b>	<b>21</b>	<b>22</b>
	SPN1121	Hybrid	13	22	15	17	13	18
		Lecture	8	16	1	17		
		Online	2	20	1	17	1	18
		<b>Total</b>	<b>23</b>	<b>20</b>	<b>17</b>	<b>17</b>	<b>14</b>	<b>18</b>
	SPN2220	Hybrid			1	14		
		Lecture	1	15	1	12	1	21
		<b>Total</b>	<b>1</b>	<b>15</b>	<b>2</b>	<b>13</b>	<b>1</b>	<b>21</b>
	SPN2221	Hybrid			1	10		
Lecture		1	15	1	12	1	21	
<b>Total</b>		<b>1</b>	<b>15</b>	<b>2</b>	<b>11</b>	<b>1</b>	<b>21</b>	

### College Total

Instructional Method	2012-2013	2013-2014	2014-2015
	Avg. Size	Avg. Size	Avg. Size
Hybrid	22	22	22
Lecture	23	23	22
Online	27	28	29
<b>College Total</b>	<b>23.7</b>	<b>23.9</b>	<b>24.6</b>

Years are reporting years, SU-SP.

Blank cells or missing years indicate no enrollment.

To prevent data from skewing, excludes labs, OJT, clinicals, private/performance, open lab, co-op, directed independent study and internships.

Source: IR Program Assessment Data

## Course Success Rate

Department and Associated Courses		2012-2013		2013-2014		2014-2015	
		Attempted	% Successful	Attempted	% Successful	Attempted	% Successful
World Languages & Speech	ASL2140	401	83%	375	83%	315	75%
	ASL2140L	55	91%				
	ASL2150	260	88%	237	95%	190	86%
	ASL2150L	48	94%				
	ASL2160	48	92%	36	86%	33	88%
	ASL2160L	12	100%				
	ASL2200	25	84%	20	60%	11	91%
	ASL2905	5	80%				
	FRE1120	70	54%	61	57%	47	60%
	FRE1121	16	50%	28	86%	35	69%
	FRE2220	3	100%	5	80%	5	100%
	FRE2221	3	100%	3	100%	5	100%
	FRE2905	1	100%	2	100%		
	GER1120	26	65%	30	53%	29	59%
	GER1121	15	100%	14	71%	18	72%
	GER2220			1	100%		
	GER2905					5	80%
	ITA1120	22	64%	25	36%	42	29%
	ITA1121	12	83%			8	75%
	ITA2220			2	100%		
	ITA2221			2	100%		
	ITA2905					6	100%
	SPC2608			2098	82%	2499	86%
	SPN1120	641	57%	542	56%	461	57%
	SPN1120L	119	75%				
	SPN1121	459	63%	285	69%	258	79%
	SPN1121L	101	73%				
	SPN2220	15	100%	26	88%	21	100%
	SPN2221	15	100%	22	100%	21	100%
	SPN2905	1	100%	2	100%		
<b>Total</b>	<b>2373</b>	<b>71%</b>	<b>3816</b>	<b>78%</b>	<b>4009</b>	<b>80%</b>	

 Indicates a 70% success rate or higher

Source: IR Program Assessment Data

## Course Success Rate by Campus – Multiple Campuses Only

Department and Associated Courses and Campus			2012-2013		2013-2014		2014-2015	
			Attempted	% Successful	Attempted	% Successful	Attempted	% Successful
World Languages & Speech	ASL2140	Daytona	281	83%	259	81%	201	74%
		Deland	51	78%	52	81%	50	74%
		Flagler/Palm Cst	24	83%	26	88%	25	76%
		New Smyrna Beach	45	87%	38	89%	39	82%
		Total	401	83%	375	83%	315	75%
	ASL2150	Daytona	183	89%	166	98%	104	91%
		Deland	40	85%	24	83%	24	92%
		Flagler/Palm Cst	20	95%	15	87%	27	56%
		New Smyrna Beach	17	82%	32	91%	35	91%
		Total	260	88%	237	95%	190	86%
	SPC2608	Daytona			1117	82%	1294	84%
		Deland			396	80%	486	86%
		Deltona			153	82%	188	89%
		Flagler/Palm Cst			294	86%	371	90%
		New Smyrna Beach			138	83%	160	93%
	Total			2098	82%	2499	86%	
	SPN1120	Daytona	395	56%	326	56%	277	55%
		Deland	136	71%	112	71%	79	82%
		Deltona	22	59%	22	55%	23	48%
		Flagler/Palm Cst	47	43%	50	50%	38	53%
New Smyrna Beach		23	30%			20	35%	
Total	623	58%	510	58%	437	59%		
SPN1121	Daytona	277	59%	176	65%	150	80%	
	Deland	95	74%	73	78%	68	87%	
	Deltona	14	71%	10	90%	11	91%	
	Flagler/Palm Cst	33	55%	9	100%	11	64%	
	Total	419	63%	268	71%	240	82%	

Excludes fully online courses. Years are reporting years, SU through SP. Blank cells or missing years indicate no enrollment.


 Indicates a 70% success rate or higher

Source: IR Program Assessment Data

## Course Success Rate by Campus

Major or Dept. and Campus		2012-2013		2013-2014		2014-2015	
		Attempted	% Successful	Attempted	% Successful	Attempted	% Successful
World Languages & Speech	Daytona	1379	71%	2316	77%	2300	78%
	Deland	322	75%	657	78%	707	85%
	Deltona	36	64%	185	79%	222	85%
	Flagler/Palm Cst	124	62%	394	82%	472	83%
	New Smyrna Beach	85	71%	208	85%	254	86%
Total		1946	71%	3760	78%	3955	81%

Excludes fully online courses. Years are reporting years, SU through SP. Blank cells or missing years indicate no enrollment.

 Indicates a 70% success rate or higher

Source: IR Program Assessment Data

## Course Success Rate by Instructional Method – Multiple Methods Only (1 of 2)

Dept., Associated Courses and Instructional Method			2012-2013		2013-2014		2014-2015	
			Attempted	% Successful	Attempted	% Successful	Attempted	% Successful
World Languages & Speech	ASL2140	DIS			1	100%		
		Lecture	401	83%	374	83%	315	75%
		Total	401	83%	375	83%	315	75%
	ASL2150	DIS			1	100%		
		Lecture	260	88%	236	95%	190	86%
		Total	260	88%	237	95%	190	86%
	ASL2160	Hybrid			14	71%	33	88%
		Lecture	48	92%	22	95%		
		Total	48	92%	36	86%	33	88%
	ASL2200	Hybrid			20	60%	11	91%
		Lecture	25	84%				
		Total	25	84%	20	60%	11	91%
	FRE1120	Hybrid	46	67%	57	54%	47	60%
		Lecture	3	100%	4	100%		
		Online	21	19%				
		Total	70	54%	61	57%	47	60%
	FRE1121	Hybrid			24	83%	23	87%
		Lecture	3	100%	4	100%		
		Online	13	38%			12	33%
		Total	16	50%	28	86%	35	69%
	FRE2220	Lecture	3	100%	3	100%	5	100%
Online				2	50%			
Total		3	100%	5	80%	5	100%	
GER1120	Hybrid			30	53%	29	59%	
	Lecture	26	65%					
	Total	26	65%	30	53%	29	59%	
GER1121	Hybrid			14	71%	18	72%	
	Lecture	15	100%					
	Total	15	100%	14	71%	18	72%	

Years are reporting years, SU through SP. Blank cells or missing years indicate no enrollment.

 Indicates a 70% success rate or higher

Source: IR Program Assessment Data

## Course Success Rate by Instructional Method – Multiple Methods Only (2 of 2)

Dept., Associated Courses and Instructional Method			2012-2013		2013-2014		2014-2015	
			Attempted	% Successful	Attempted	% Successful	Attempted	% Successful
World Languages & Speech	ITA1120	Hybrid			25	36%	42	29%
		Lecture	22	64%				
		Total	22	64%	25	36%	42	29%
	ITA1121	Hybrid					8	75%
		Lecture	12	83%				
		Total	12	83%			8	75%
	SPC2608	Hybrid			57	91%	85	87%
		Lecture			2041	82%	2414	86%
		Total			2098	82%	2499	86%
	SPN1120	Hybrid	396	53%	493	57%	437	59%
		Lecture	227	66%	17	100%		
		Online	18	33%	32	28%	24	38%
		Total	641	57%	542	56%	461	57%
	SPN1121	Hybrid	288	59%	251	69%	240	82%
		Lecture	131	69%	17	100%		
		Online	40	73%	17	47%	18	39%
		Total	459	63%	285	69%	258	79%
	SPN2220	Hybrid			14	79%		
		Lecture	15	100%	12	100%	21	100%
		Total	15	100%	26	88%	21	100%
	SPN2221	Hybrid			10	100%		
Lecture		15	100%	12	100%	21	100%	
Total		15	100%	22	100%	21	100%	
DSC	Hybrid		82%		81%		83%	
	Lecture		77%		77%		78%	
	Online		76%		75%		76%	

Years are reporting years, SU through SP. Blank cells or missing years indicate no enrollment.

 Indicates a 70% success rate or higher

Source: IR Program Assessment Data




## Course Success Rate by Instructional Method

Department and Associated Courses and Instructional Method		2012-2013		2013-2014		2014-2015	
		Attempted	% Successful	Attempted	% Successful	Attempted	% Successful
World Languages & Speech	DIS	7	86%	6	100%	11	91%
	Hybrid	730	56%	1009	63%	973	68%
	Lab	115	93%				
	Lecture	1209	80%	2745	84%	2971	85%
	Online	92	48%	56	41%	54	37%
	Open Lab	220	74%				
<b>Total</b>		<b>2373</b>	<b>71%</b>	<b>3816</b>	<b>78%</b>	<b>4009</b>	<b>80%</b>

Years are reporting years, SU through SP.

Blank cells or missing years indicate no enrollment.


 Indicates a 70% success rate or higher

Source: IR Program Assessment Data

## Course Success Rates- Multiple Sessions or Sub-sessions Only (1 of 3)

Dept., Associated Courses and Sub-session				2012-2013		2013-2014		2014-2015	
				Attempted	% Successful	Attempted	% Successful	Attempted	% Successful
World Languages & Speech	ASL2140	FA	B term			1	100%		
			Full term	168	78%	162	88%	140	77%
			Total	168	78%	163	88%	140	77%
		SP	Full term	178	84%	166	80%	134	72%
			Total	178	84%	166	80%	134	72%
		SU	Full term	55	91%	46	76%	41	80%
	Total	401	83%	375	83%	315	75%		
	ASL2150	FA	B term			1	100%		
			Full term	88	89%	83	93%	82	80%
			Total	88	89%	84	93%	82	80%
		SP	Full term	124	86%	114	95%	89	89%
		SU	Full term	48	94%	39	100%	19	100%
	Total	260	88%	237	95%	190	86%		
	ASL2160	FA	Full term	16	88%	22	95%	17	88%
		SP	Full term	20	90%	14	71%	16	88%
		SU	Full term	12	100%				
		Total	48	92%	36	86%	33	88%	
	ASL2200	FA	Full term	14	86%				
		SP	Full term	11	82%	20	60%	11	91%
		Total	25	84%	20	60%	11	91%	
	FRE1120	FA	Full term	46	52%	32	66%	22	73%
		SP	A term					25	48%
			Full term	24	58%	29	48%		
	Total	70	54%	61	57%	47	60%		
FRE1121	FA	Full term					12	33%	
		B term					23	87%	
	SP	Full term	16	50%	15	80%			
		Total	16	50%	15	80%	23	87%	
	SU	Full term			13	92%			
Total	16	50%	28	86%	35	69%			

Years are reporting years, SU-SP.

Blank cells or missing years indicate no enrollment.  Indicates a 70% success rate or higher

Source: IR Program Assessment Data

## Course Success Rates- Multiple Sessions or Sub-sessions Only (2 of 3)

Dept., Associated Courses and Sub-session				2012-2013		2013-2014		2014-2015	
				Attempted	% Successful	Attempted	% Successful	Attempted	% Successful
World Languages & Speech	FRE2905	FA	Full term			1	100%		
		SP	Full term	1	100%				
		SU	Full term			1	100%		
		Total		1	100%	2	100%		
	GER2905	FA	Full term					3	67%
		SP	Full term					2	100%
		Total						5	80%
	ITA1120	FA	Full term	22	64%	25	36%	26	31%
		SP	A term					16	25%
		Total		22	64%	25	36%	42	29%
	ITA1121	SP	B term					8	75%
			Full term	12	83%				
		Total		12	83%			8	75%
	ITA2905	FA	Full term					3	100%
			B term					1	100%
		SP	Full term					2	100%
			Total						3
		Total						6	100%
	SPC2608	FA	A term			71	85%	61	93%
			B term			82	74%	55	85%
			Full term			950	83%	928	85%
Total					1103	82%	1044	86%	
SP		A term			64	84%	76	89%	
		B term			67	76%	65	86%	
		Full term			864	83%	830	83%	
		Total				995	82%	971	84%
SU		Full term					484	92%	
Total				2098	82%	2499	86%		

■ Indicates a 70% success rate or higher


Years are reporting years, SU-SP.

Blank cells or missing years indicate no enrollment.

Source: IR Program Assessment Data

## Course Success Rates- Multiple Sessions or Sub-sessions Only (3 of 3)

Dept., Associated Courses and Sub-session			2012-2013		2013-2014		2014-2015		
			Attempted	% Successful	Attempted	% Successful	Attempted	% Successful	
World Languages & Speech	SPN1120	FA	A term		20	75%	21	90%	
			B term		11	27%			
			Full term	294	59%	246	48%	222	53%
		Total	294	59%	277	49%	243	56%	
		SP	A term	27	85%	20	95%	19	84%
			Full term	201	40%	160	59%	109	48%
	Total		228	46%	180	63%	128	53%	
	SU	Full term	119	75%	85	65%	90	67%	
		Total	641	57%	542	56%	461	57%	
	SPN1121	FA	B term		17	59%	25	92%	
			Full term	148	53%	61	56%	57	81%
			Total	148	53%	78	56%	82	84%
		SP	B term	25	96%	22	86%	14	64%
			Full term	185	62%	107	75%	108	71%
			Total	210	66%	129	77%	122	70%
	SU	Full term	101	73%	78	69%	54	89%	
		Total	459	63%	285	69%	258	79%	
	SPN2905	FA	Full term		1	100%			
SP			Full term	1	100%	1	100%		
Total		1	100%	2	100%				

 Indicates a 70% success rate or higher


Years are reporting years, SU-SP.

Blank cells or missing years indicate no enrollment.

Source: IR Program Assessment Data

## Course Success Rates by Sessions or Sub-sessions

Dept. and Sub-session			2012-2013		2013-2014		2014-2015	
			Attempted	% Successful	Attempted	% Successful	Attempted	% Successful
World Languages & Speech	FA	A term			91	82%	82	93%
		B term			112	68%	80	88%
		Full term	840	66%	1647	76%	1567	78%
		Total	840	66%	1850	76%	1729	79%
	SP	A term	27	85%	84	87%	136	74%
		B term	25	96%	89	79%	111	83%
		Full term	811	68%	1531	79%	1345	79%
		Total	863	69%	1704	80%	1592	79%
	SU	Full term	335	81%	262	75%	688	88%
		Total	335	81%	262	75%	688	88%
	Total			2038	70%	3816	78%	4009

 Indicates a 70% success rate or higher

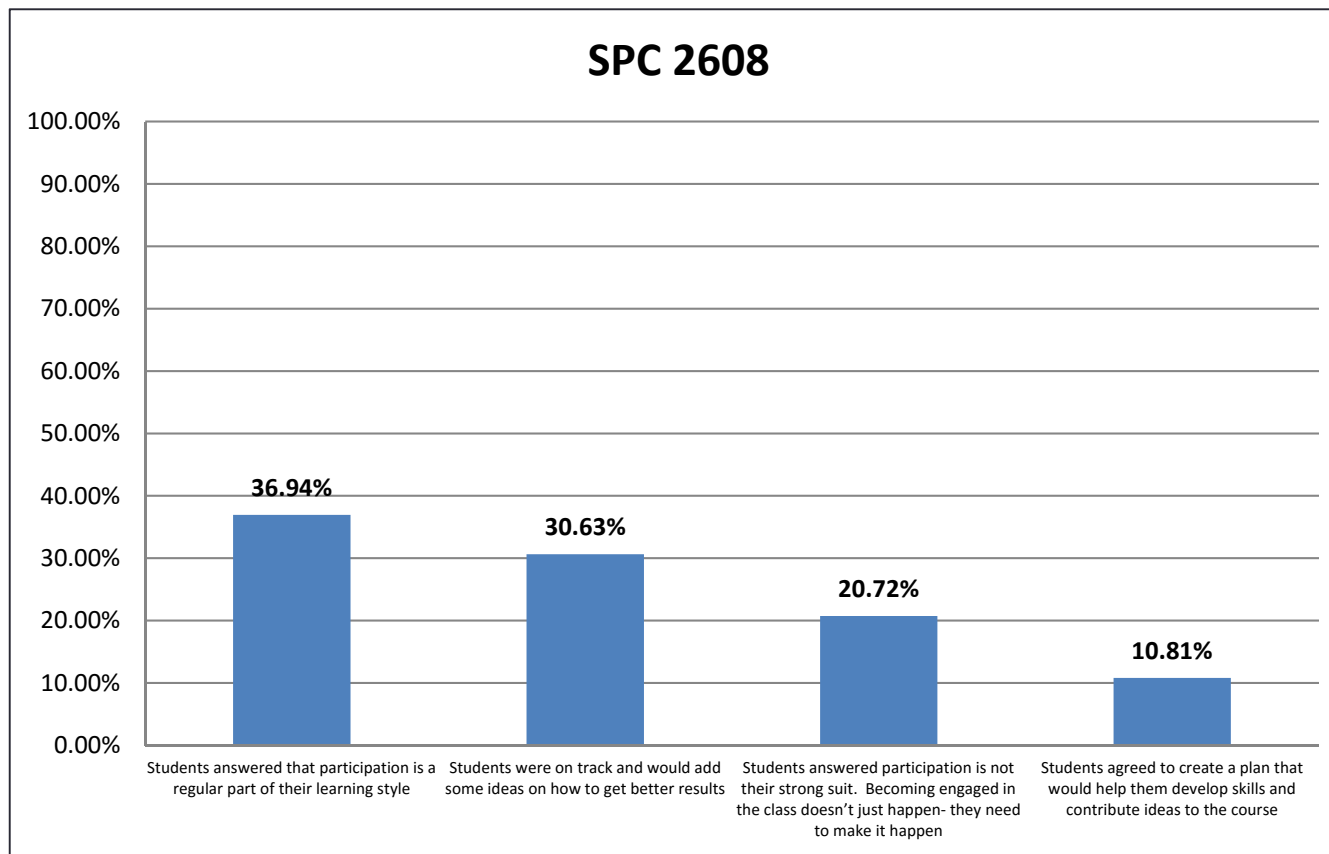
Years are reporting years, SU-SP.

Blank cells or missing years indicate no enrollment.

Source: IR Program Assessment Data

# Course Assessment Data – SPC2608

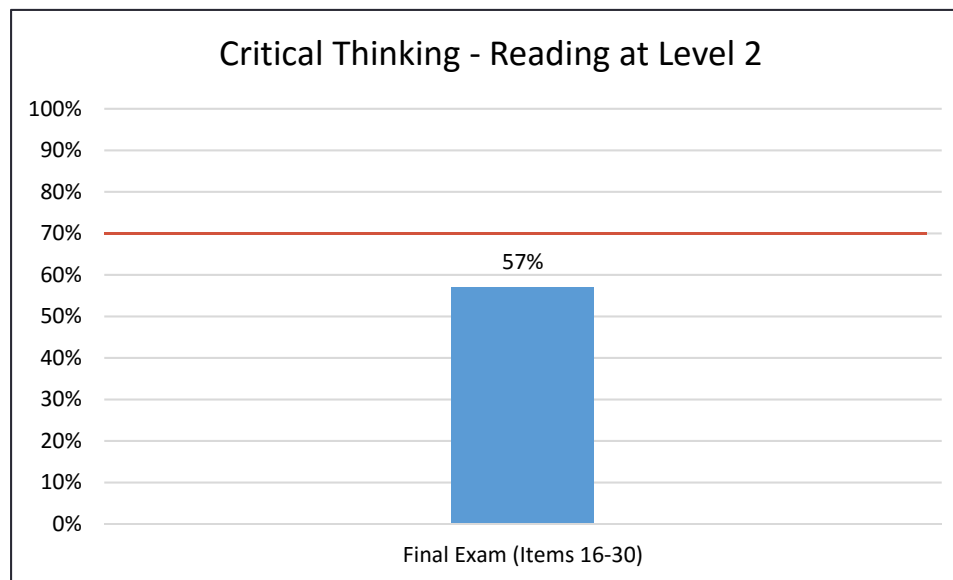
1. Gain confidence by utilizing techniques for managing public speaking anxiety.
2. Increase listening skills and retention of information



# Course Assessment Data – SPN1121

## Critical Thinking

- Reading at level 2



# Assessment Data

ASL2140 American Sign Language I	ASL2150 American Sign Language II	ASL2160 American Sign Language III
ASL2200 American Sign Language IV	ASL2905 Directed Study in American Sign Language	FRE1120 Elementary French I Concentrated
FRE1121 Elementary French II Concentrated	FRE2220 Intermediate French Reading and Conversation I	FRE2221 Intermediate French Reading and Conversation II
FRE2905 Directed Study In French	GER1120 Elementary German I Concentrated	GER1121 Elementary German II Concentrated
GER2220 Intermediate German Reading and Conversation I	GER2221 Intermediate German Reading and Conversation II	GER2905 Directed Study in German
ITA1120 Elementary Italian I Concentrated	ITA1121 Elementary Italian II Concentrated	ITA2220 Intermediate Italian Reading and Conversation I
ITA2221 Intermediate Italian Reading and Conversation II	ITA2905 Directed Study in Italian	SPC2511
<a href="#">SPC2608</a> Oral Communications/Research/Presentation Skills	SPN1120 Elementary Spanish I Concentrated	<a href="#">SPN1121</a> Elementary Spanish II Concentrated
SPN2220 Intermediate Spanish Reading and Conversation I	SPN2221 Intermediate Spanish Reading and Conversation II	SPN2905
ASL1430 Fingerspelling		